

GENERAL INDEX

FOR DETAILED INDEX OF PLANS SEE SHEET NO. 2

| DESCRIPTION | NUMBER OF SHEETS |
|------------------------------------|------------------|
| TITLE SHEET | 1 |
| DETAILED INDEX & DEMOLITION PLAN | 1 |
| GENERAL NOTES | |
| TYPICAL SECTIONS | |
| QUANTITIES | |
| PLAN AND PROFILES | |
| SPECIAL DESIGN - BUILDING DRAWINGS | 28 |
| BRIDGE DRAWINGS | |
| SPECIAL DESIGN - BRIDGES | |
| CROSS-SECTIONS | |
| TOTAL SHEETS | 30 |

09-13-04

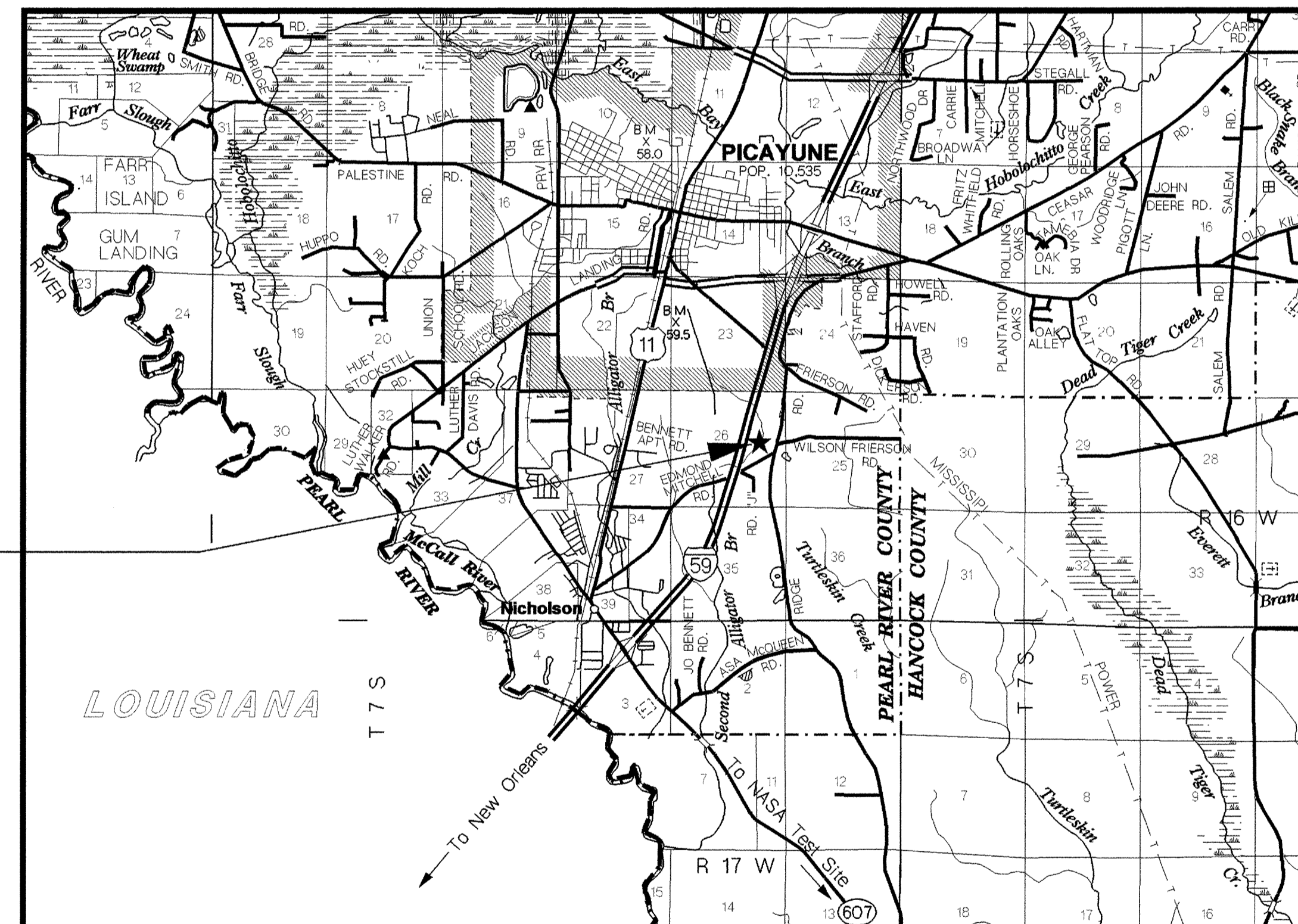
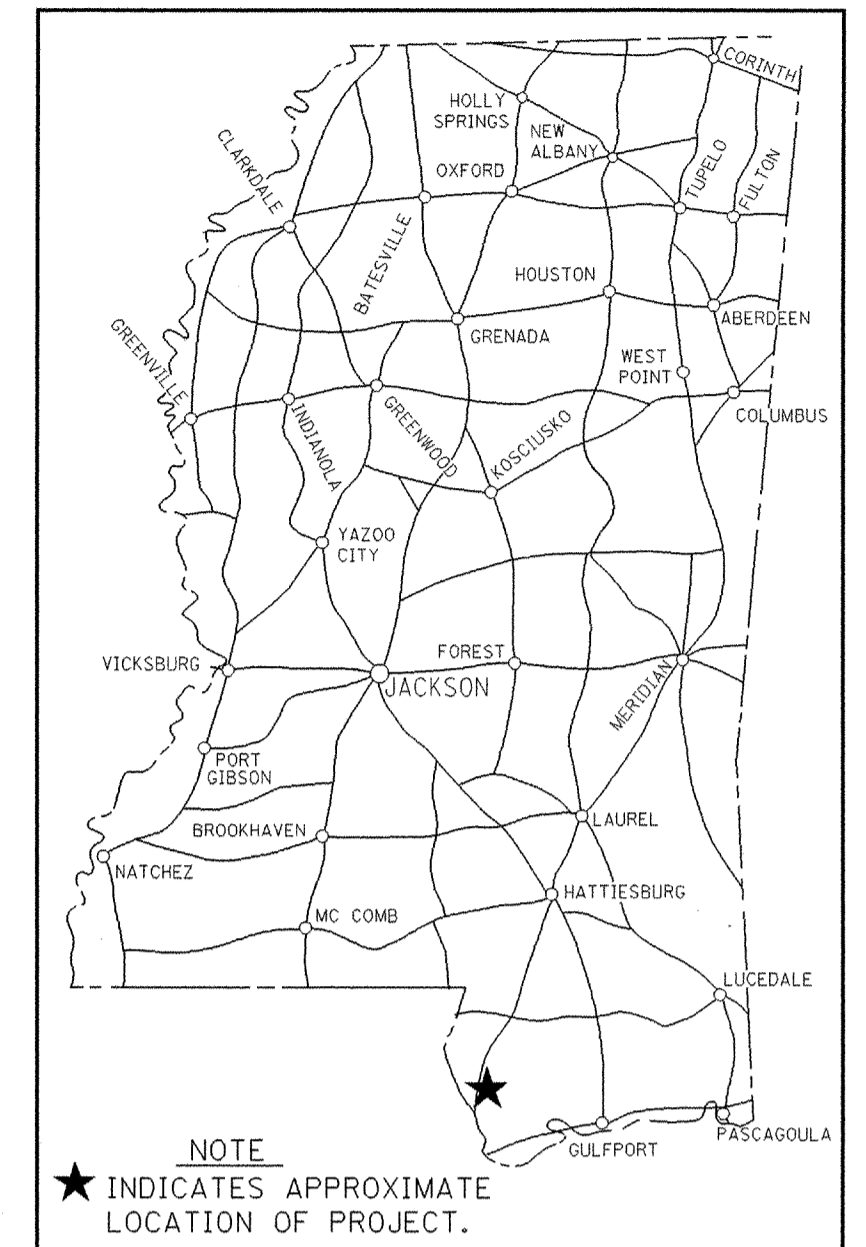
STATE OF MISSISSIPPI

MISSISSIPPI DEPARTMENT OF TRANSPORTATION

PLANS OF PROPOSED RENOVATIONS TO WELCOME CENTER ON I-59 (NORTHBOUND) STATE PROJECT NO. BWO-6062-55(001)

501116/301000

PEARL RIVER COUNTY



**PROJECT SITE
2.9 MI. N. OF MS-LA
STATE LINE**

DESIGN CONTROL

MPH = V (SPEED DESIGN)

ADT () = : ADT () =

DHV = : D = % T = %

PERMITS ACQUIRED BY MDOT

WETLANDS AND WATERS PERMITS (NECESSARY FOR ULTIMATE IMPROVEMENTS ONLY):

| | WATERS | WETLANDS |
|---------------------|-------------------------------------|-------------------------------------|
| NATIONWIDE #14 | <input checked="" type="checkbox"/> | <input checked="" type="checkbox"/> |
| NATIONWIDE (OTHER)* | <input checked="" type="checkbox"/> | <input checked="" type="checkbox"/> |
| GENERAL* | <input checked="" type="checkbox"/> | <input checked="" type="checkbox"/> |
| INDIVIDUAL (404)* | <input checked="" type="checkbox"/> | <input checked="" type="checkbox"/> |

* ACQUISITION OF PERMITS FOR TEMPORARY IMPACTS DURING CONSTRUCTION ARE THE RESPONSIBILITY OF THE CONTRACTOR

STORMWATER PERMIT

Y REQUIRED, CNOI SUBMITTED BY MDOT (DISTRIBUTED AREA = 5 ACRES + INTB 6484)

S REQUIRED, SCNOI TO BE SUBMITTED BY CONTRACTOR (1 TO 4.99 ACRES) (INTB 6483)

N NO STORMWATER PERMIT REQUIRED (<1 ACRE)

APPROVED BY: *[Signature]* DATE: 9-7-04

CONVENTIONAL SYMBOLS

- COUNTY LINE -----
- TOWN CORPORATION LINE -----
- SECTION LINE -----
- EXISTING ROAD OR TRAVELED WAY -----
- PROPOSED ROAD OR TRAVELED WAY -----
- RAILROAD -----
- SURVEY LINE -----
- BRIDGES -----

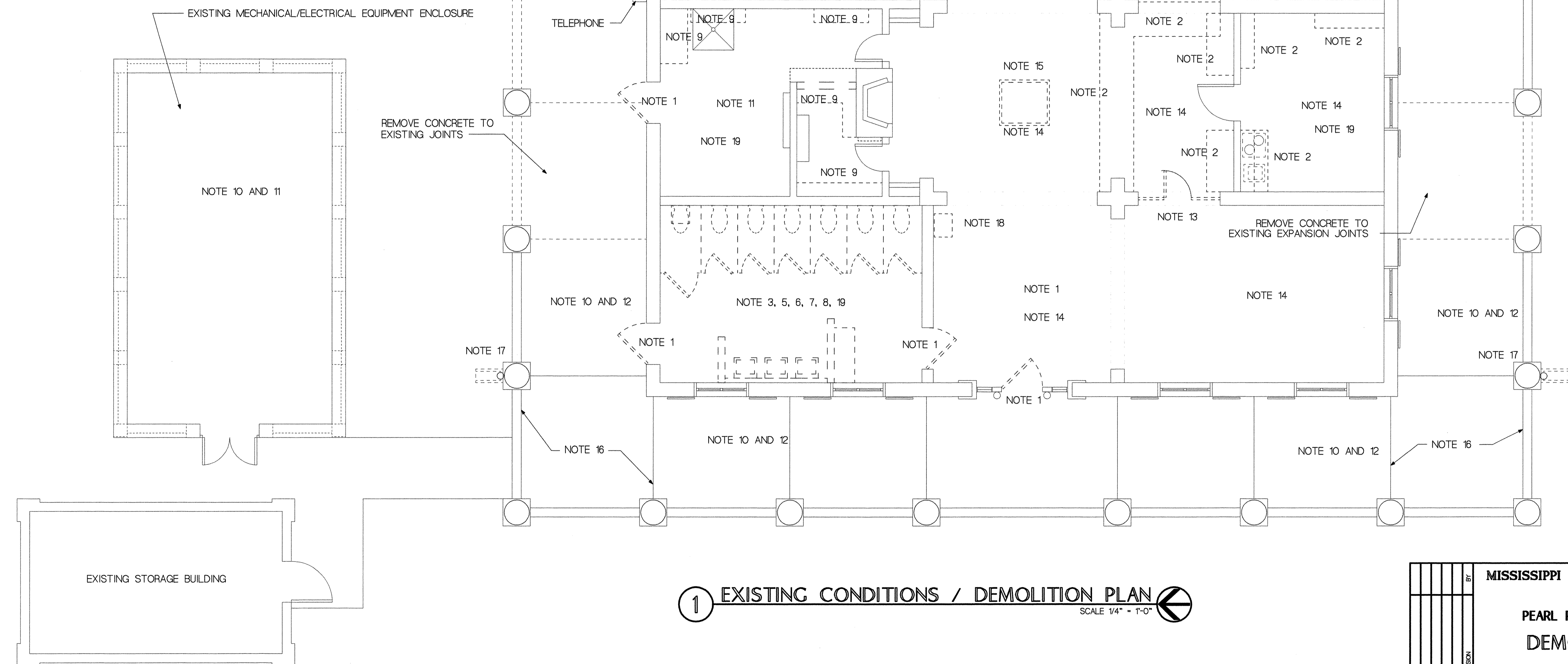
| | | | |
|-----------|------|----|--|
| REVISIONS | DATE | BY | APPROVED: |
| | | | ASU |
| | | | APPROVED: <i>[Signature]</i> 9/7/04 CHIEF ENGINEER DATE |
| | | | APPROVED: <i>[Signature]</i> 09-07-04 EXECUTIVE DIRECTOR DATE |
| | | | MISSISSIPPI DEPARTMENT OF TRANSPORTATION |
| | | | APPROVED: |
| | | | DIVISION ADMINISTRATOR DATE |
| | | | FEDERAL HIGHWAY ADMINISTRATION DEPARTMENT OF TRANSPORTATION |

9/7/2004 8:33 AM TITLE.DGN MISSISSIPPI DEPARTMENT OF TRANSPORTATION

DEMOLITION NOTES

1. REMOVE EXISTING DOOR AND HINGES.
2. REMOVE EXISTING CABINETS AND ATTACHED APPLIANCES.
3. REMOVE EXISTING CERAMIC TILE FLOOR AND WALLS.
4. REMOVE EXISTING TOILETS, URINALS, AND LAVATORIES.
5. REMOVE EXISTING TOILETS AND LAVATORIES.
6. REMOVE EXISTING HAND DRYERS, SOAP DISPENSERS, TOILET PAPER HOLDERS, SEAT COVER DISPENSERS, AND OTHER TOILET ACCESSORIES.
7. REMOVE EXISTING GRAB BARS AND TOILETS PARTITIONS.
8. REMOVE EXISTING CMU WALLS.
9. REMOVE EXISTING SHELVES.
10. REMOVE EXISTING LIGHTING AS INDICATED ON ELECTRICAL DRAWINGS.
11. REMOVE EXISTING MECHANICAL AND ELECTRICAL EQUIPMENT AS INDICATED ON M&E DRAWINGS.
12. REMOVE EXISTING CEILING/SOFFIT, VENTS AND PERIMETER WOOD TRIM.
13. REMOVE EXISTING IRON AND STEEL GATE.
14. REMOVE COATINGS AND FINISHES FROM BRICK PAVER FLOORS.
15. REMOVE EXISTING SKYLIGHT ABOVE.
16. REMOVE ALL WOOD EXPANSION JOINT MATERIAL.
17. REMOVE ALL EXISTING SPLASHBLOCKS.
18. REMOVE EDF.
19. REMOVE PORTIONS OF CONCRETE SLAB AS REQUIRED FOR INSTALLATION OF PIPING. SALVAGE PAVERS TO BE REUSED.
20. REMOVE EXISTING ROOF SHINGLES AND ROOFING FELT.
21. REMOVE EXISTING BUILT-UP ROOF AND GUARDRAIL.

| WORK NO. | SHEET NO. | DESCRIPTION |
|----------|-----------|---|
| A2.1 | 2 | DEMOLITION FLOOR PLAN |
| A2.2 | 3 | FLOOR PLAN |
| A2.3 | 4 | REFLECTED CEILING PLAN |
| A2.4 | 5 | ROOF PLAN |
| A3.1 | 6 | EXTERIOR ELEVATIONS |
| A4.1 | 7 | WALL SECTIONS |
| A4.2 | 8 | GUARDHOUSE PLAN INTERIOR ELEVATION, DETAIL, PICNIC SHELTER ELEVATIONS |
| A4.3 | 9 | GUARDHOUSE ELEVATIONS/ SECTION |
| A5.1 | 10 | FINISH AND DOOR SCHEDULES |
| A6.1 | 11 | INTERIOR ELEVATIONS |
| A6.2 | 12 | MILLWORK DETAILS |
| A6.3 | 13 | MILLWORK DETAILS MISCELLANEOUS DETAILS |
| A6.4 | 14 | DETAILS |
| P0.1 | 15 | PLUMBING LEGEND, ABBREVIATIONS, AND GENERAL NOTES |
| P1.0 | 16 | SITE PLAN - PLUMBING |
| P1.1 | 17 | DEMOLITION FLOOR PLAN - PLUMBING |
| P2.1 | 18 | FLOOR PLAN - PLUMBING |
| P3.1 | 19 | PLUMBING SCHEDULES, DETAILS, AND RISERS |
| M0.1 | 20 | HVAC LEGEND, ABBREVIATIONS, AND GENERAL NOTES |
| M1.1 | 21 | DEMOLITION FLOOR PLAN - HVAC |
| M2.1 | 22 | FLOOR PLAN - HVAC |
| M3.1 | 23 | HVAC SCHEDULES AND DETAILS |
| E0.1 | 24 | ELECTRICAL LEGEND, ABBREVIATIONS, AND GENERAL NOTES |
| E1.0 | 25 | GUARDHOUSE-ELECTRICAL |
| E1.1 | 26 | ELECTRICAL DEMOLITION PLAN |
| E2.1 | 27 | FLOOR PLAN - LIGHTING |
| E2.2 | 28 | FLOOR PLAN - POWER/ COMMUNICATIONS |
| E3.1 | 29 | ELECTRICAL DETAILS |
| E4.1 | 30 | ELECTRICAL SCHEDULES |



PS & E PLANS - DATE 09-13-04

| REVISIONS | | |
|-----------|-----------|----|
| DATE | SHEET NO. | BY |
| | | |
| | | |
| | | |
| | | |

① EXISTING CONDITIONS / DEMOLITION PLAN
SCALE 1/4" = 1'-0"

| | | | |
|----------|----|--|----------------------|
| REVISION | BY | MISSISSIPPI DEPARTMENT OF TRANSPORTATION | |
| | | RENOVATIONS TO | |
| | | PEARL RIVER COUNTY WELCOME CENTER | |
| | | DEMOLITION FLOOR PLAN | |
| | | WORKING NUMBER | A2.1 |
| | | SHEET NUMBER | 2 |
| | | FILENAME: h:\2003\03082.p\03082.d\va21.d | |
| | | DESIGN TEAM JD_TP | CHECKED DATE 9/07/04 |

ASU