

GENERAL INDEX

FOR DETAILED INDEX OF PLANS SEE SHEET NO. 2

DESCRIPTION	NUMBER OF SHEETS
TITLE SHEET	1
DETAILED INDEX & DEMOLITION PLAN	1
GENERAL NOTES	
TYPICAL SECTIONS	
QUANTITIES	
PLAN AND PROFILES	
SPECIAL DESIGN - BUILDING DRAWINGS	28
BRIDGE DRAWINGS	
SPECIAL DESIGN - BRIDGES	
CROSS-SECTIONS	
TOTAL SHEETS	30

STATE OF MISSISSIPPI

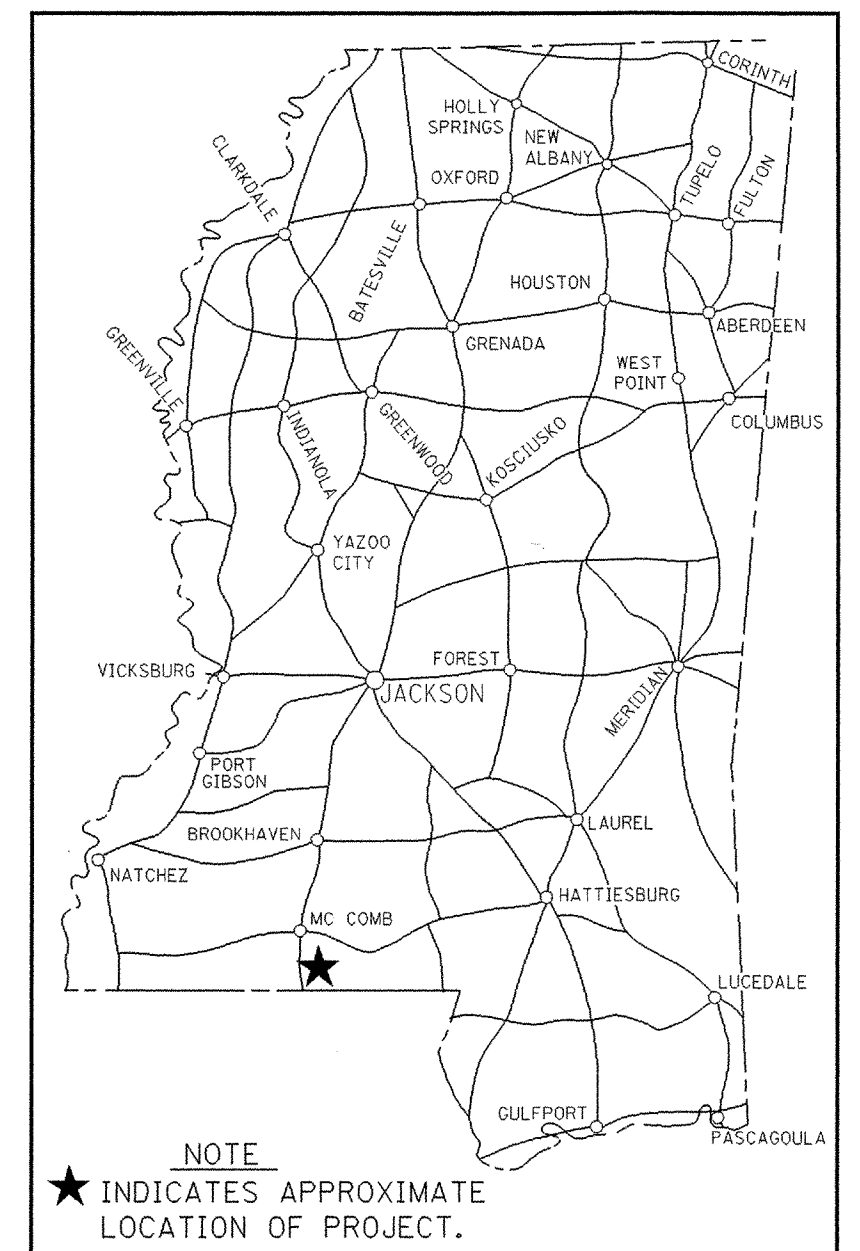
MISSISSIPPI DEPARTMENT OF TRANSPORTATION

**PLANS OF PROPOSED
RENOVATIONS TO WELCOME CENTER
ON I-55 (NORTHBOUND)
STATE PROJECT NO. BWO-7078-57(002)**

09-13-04

501415/301000

PIKE COUNTY



DESIGN CONTROL

MPH = V (SPEED DESIGN)

ADT () = : ADT () =

DHV = : D = % T = %

PERMITS ACQUIRED BY MDOT

WETLANDS AND WATERS PERMITS (NECESSARY FOR ULTIMATE IMPROVEMENTS ONLY):

	WATERS	WETLANDS
NATIONWIDE #14	N	N
NATIONWIDE (OTHER)*	N	N
GENERAL*	N	N
INDIVIDUAL (404)*	N	N

* ACQUISITION OF PERMITS FOR TEMPORARY IMPACTS DURING CONSTRUCTION ARE THE RESPONSIBILITY OF THE CONTRACTOR

STORMWATER PERMIT N

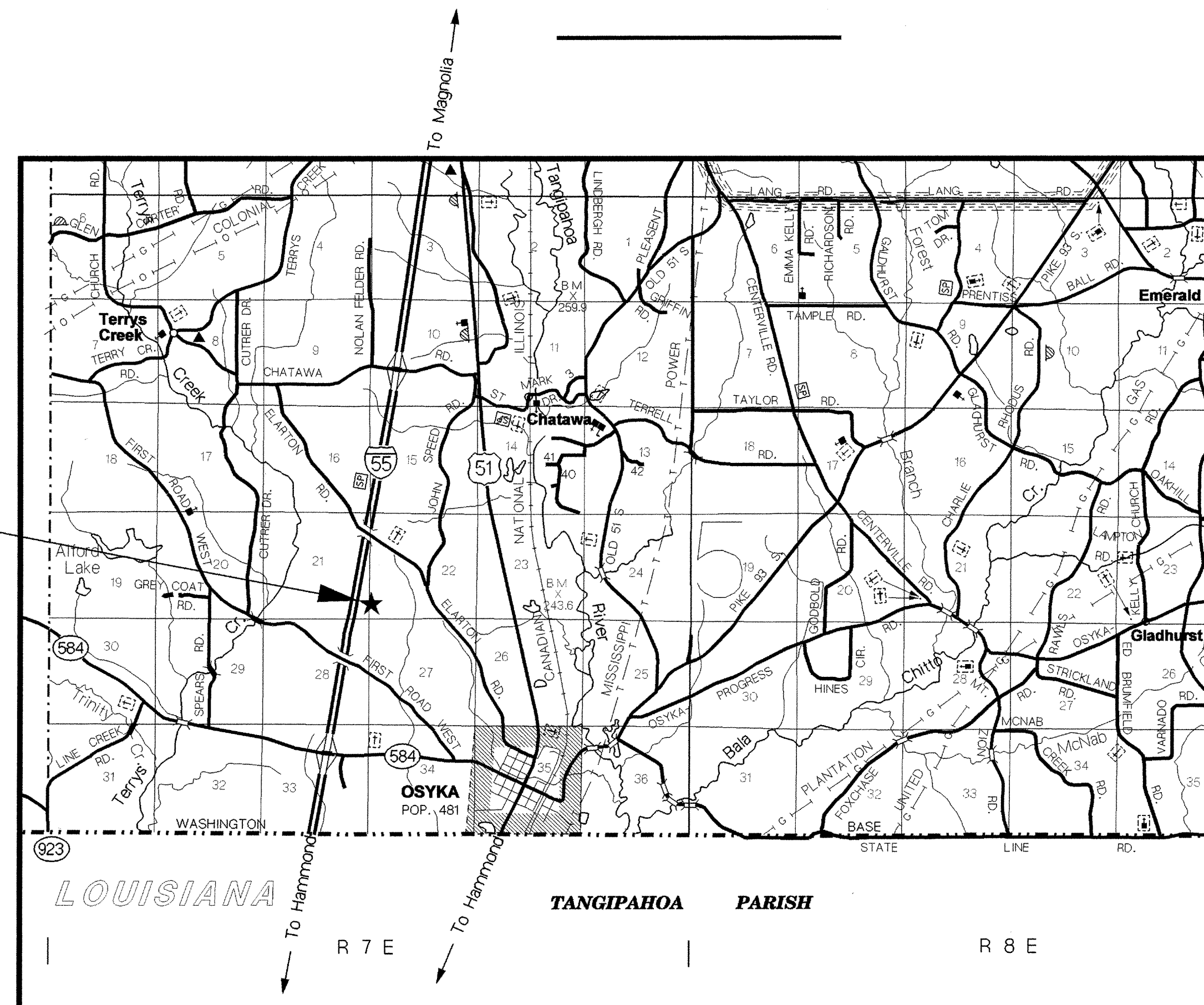
Y REQUIRED, CWDI SUBMITTED BY MDOT (DISTRIBUTED AREA = 5 ACRES + INTB 6484)

S REQUIRED, SCNDI TO BE SUBMITTED BY CONTRACTOR (1 TO 4.99 ACRES) (INTB 6483)

N NO STORMWATER PERMIT REQUIRED (<1 ACRE)

APPROVED BY: *GU* DATE: 9-7-04

**PROJECT SITE
2.1 MILES N. OF MS-LA
STATE LINE**



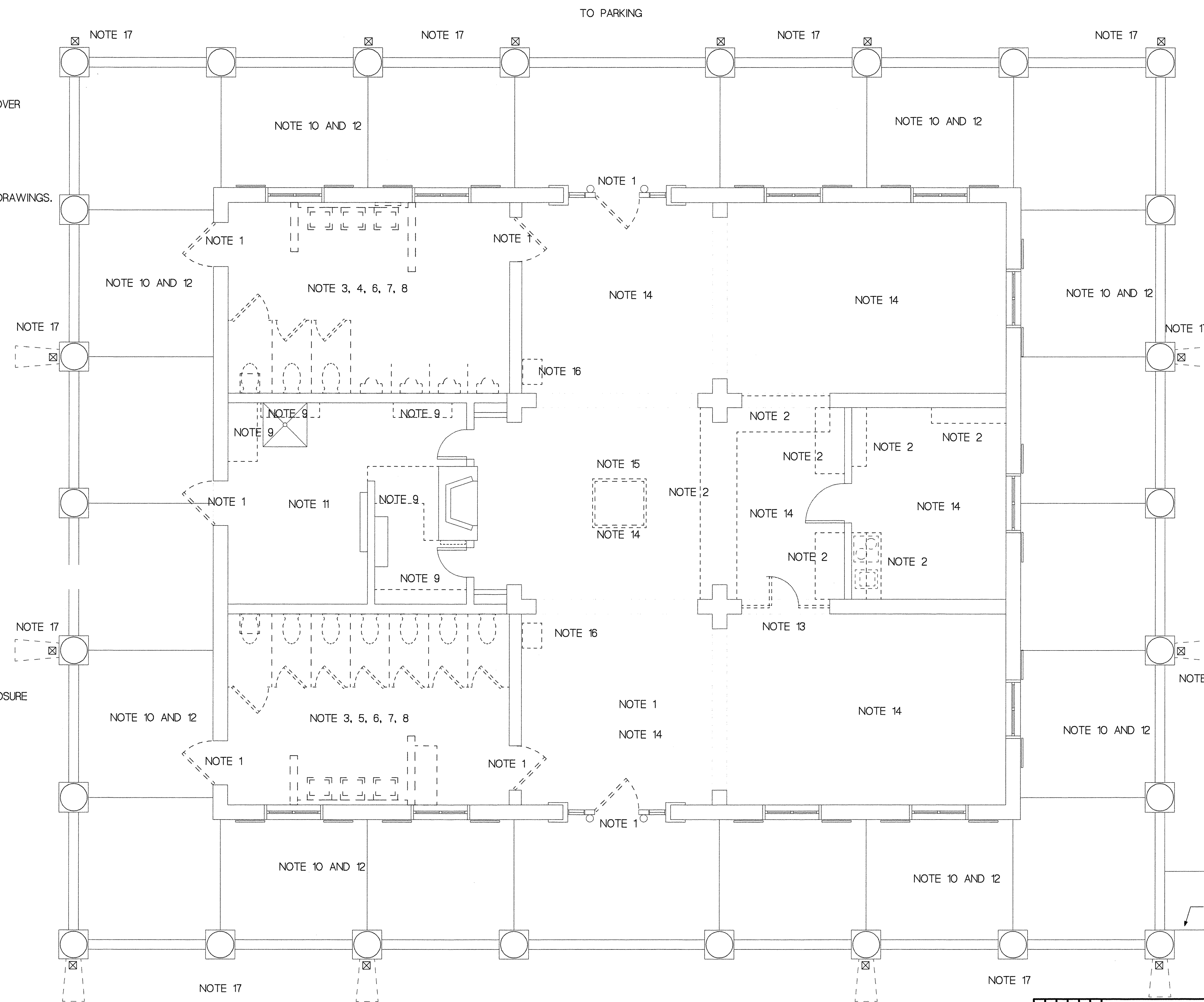
CONVENTIONAL SYMBOLS

- COUNTY LINE
- TOWN CORPORATION LINE
- SECTION LINE
- EXISTING ROAD OR TRAVELED WAY - - - - -
- PROPOSED ROAD OR TRAVELED WAY _____
- RAILROAD
- SURVEY LINE
- BRIDGES

REVISIONS	DATE	BY	APPROVED:
			ASU
			APPROVED: <i>Stanley James</i> 9/07 CHIEF ENGINEER DATE
			EXECUTIVE DIRECTOR <i>Samuel R. Davis</i> 09-07-04 DATE
			MISSISSIPPI DEPARTMENT OF TRANSPORTATION
			APPROVED:
			DIVISION ADMINISTRATOR _____ DATE _____
			FEDERAL HIGHWAY ADMINISTRATION DEPARTMENT OF TRANSPORTATION

DEMOLITION NOTES

1. REMOVE EXISTING DOOR AND HINGES.
2. REMOVE EXISTING CABINETS AND ATTACHED APPLIANCES.
3. REMOVE EXISTING CERAMIC TILE FLOOR AND WALLS.
4. REMOVE EXISTING TOILETS, URINALS, AND LAVATORIES.
5. REMOVE EXISTING TOILETS AND LAVATORIES.
6. REMOVE EXISTING HAND DRYERS, SOAP DISPENSERS, TOILET PAPER HOLDERS, SEAT COVER DISPENSERS, AND OTHER TOILET ACCESSORIES.
7. REMOVE EXISTING GRAB BARS AND TOILETS PARTITIONS.
8. REMOVE EXISTING CMU WALLS.
9. REMOVE EXISTING SHELVES.
10. REMOVE EXISTING LIGHTING AS INDICATED ON ELECTRICAL DRAWINGS.
11. REMOVE EXISTING MECHANICAL AND ELECTRICAL EQUIPMENT AS INDICATED ON M&E DRAWINGS.
12. REMOVE EXISTING CEILING/SOFFIT, VENTS AND PERIMETER WOOD TRIM.
13. REMOVE EXISTING IRON AND STEEL GATE.
14. REMOVE COATINGS AND FINISHES FROM BRICK PAVER FLOORS.
15. REMOVE EXISTING SKYLIGHT ABOVE.
16. REMOVE EXISTING EDF.
17. REMOVE EXISTING SPLASHBLOCKS.
18. REMOVE EXISTING ROOF SHINGLES AND ROOFING FELT.
19. REMOVE EXISTING BUILT-UP ROOF AND GUARDRAIL.



WORK NO.	SHEET NO.	DESCRIPTION
A2.1	2	DEMOLITION FLOOR PLAN
A2.2	3	FLOOR PLAN
A2.3	4	REFLECTED CEILING PLAN
A2.4	5	ROOF PLAN
A3.1	6	EXTERIOR ELEVATIONS
A4.1	7	WALL SECTIONS
A4.2	8	GUARDHOUSE PLAN INTERIOR ELEVATION, DETAIL, PICNIC SHELTER ELEVATIONS
A4.3	9	GUARDHOUSE ELEVATIONS/ SECTION
A5.1	10	FINISH AND DOOR SCHEDULES
A6.1	11	INTERIOR ELEVATIONS
A6.2	12	MILLWORK DETAILS
A6.3	13	MILLWORK DETAILS MISCELLANEOUS DETAILS
A6.4	14	DETAILS
P0.1	15	PLUMBING LEGEND, ABBREVIATIONS, AND GENERAL NOTES
P1.0	16	SITE PLAN - PLUMBING
P1.1	17	DEMOLITION FLOOR PLAN - PLUMBING
P2.1	18	FLOOR PLAN - PLUMBING
P3.1	19	PLUMBING SCHEDULES, DETAILS, AND RISERS
MO.1	20	HVAC LEGEND, ABBREVIATIONS, AND GENERAL NOTES
M1.1	21	DEMOLITION FLOOR PLAN - HVAC
M2.1	22	FLOOR PLAN - HVAC
M3.1	23	HVAC SCHEDULES AND DETAILS
E0.1	24	ELECTRICAL LEGEND, ABBREVIATIONS, AND GENERAL NOTES
E1.0	25	GUARDHOUSE-ELECTRICAL
E1.1	26	ELECTRICAL DEMOLITION PLAN
E2.1	27	FLOOR PLAN - LIGHTING
E2.2	28	FLOOR PLAN - POWER/ COMMUNICATIONS
E3.1	29	ELECTRICAL DETAILS
E4.1	30	ELECTRICAL SCHEDULES

PS & E PLANS - DATE 9/13/04		
REVISIONS		
DATE	SHEET NO.	BY

1 EXISTING CONDITIONS / DEMOLITION PLAN
SCALE 1/4" = 1'-0"

REVISION	By	MISSISSIPPI DEPARTMENT OF TRANSPORTATION	
		RENOVATIONS TO PIKE COUNTY WELCOME CENTER	
		DEMOLITION FLOOR PLAN	
		WORKING NUMBER	A2.1
		SHEET NUMBER	2
		FILENAME: h:\2002\02078.p\02078.dwg	
		DESIGN TEAM	CHECKED DATE 9/07/04

ASU