

1st O. REV.

GENERAL INDEX

FOR DETAILED INDEX OF PLANS SEE SHEET NO. 2

DESCRIPTION	NUMBER OF SHEETS
TITLE SHEET	1
DETAILED INDEX	1
GENERAL NOTES	
TYPICAL SECTIONS	
QUANTITIES	
PLAN AND PROFILES	
SPECIAL DESIGN - BUILDINGS	36
BRIDGE DRAWINGS	
SPECIAL DESIGN - BRIDGES	
CROSS-SECTIONS	
<b>TOTAL SHEETS</b>	<b>38</b>

06-30-04  
RE 07-29-04

STATE OF MISSISSIPPI

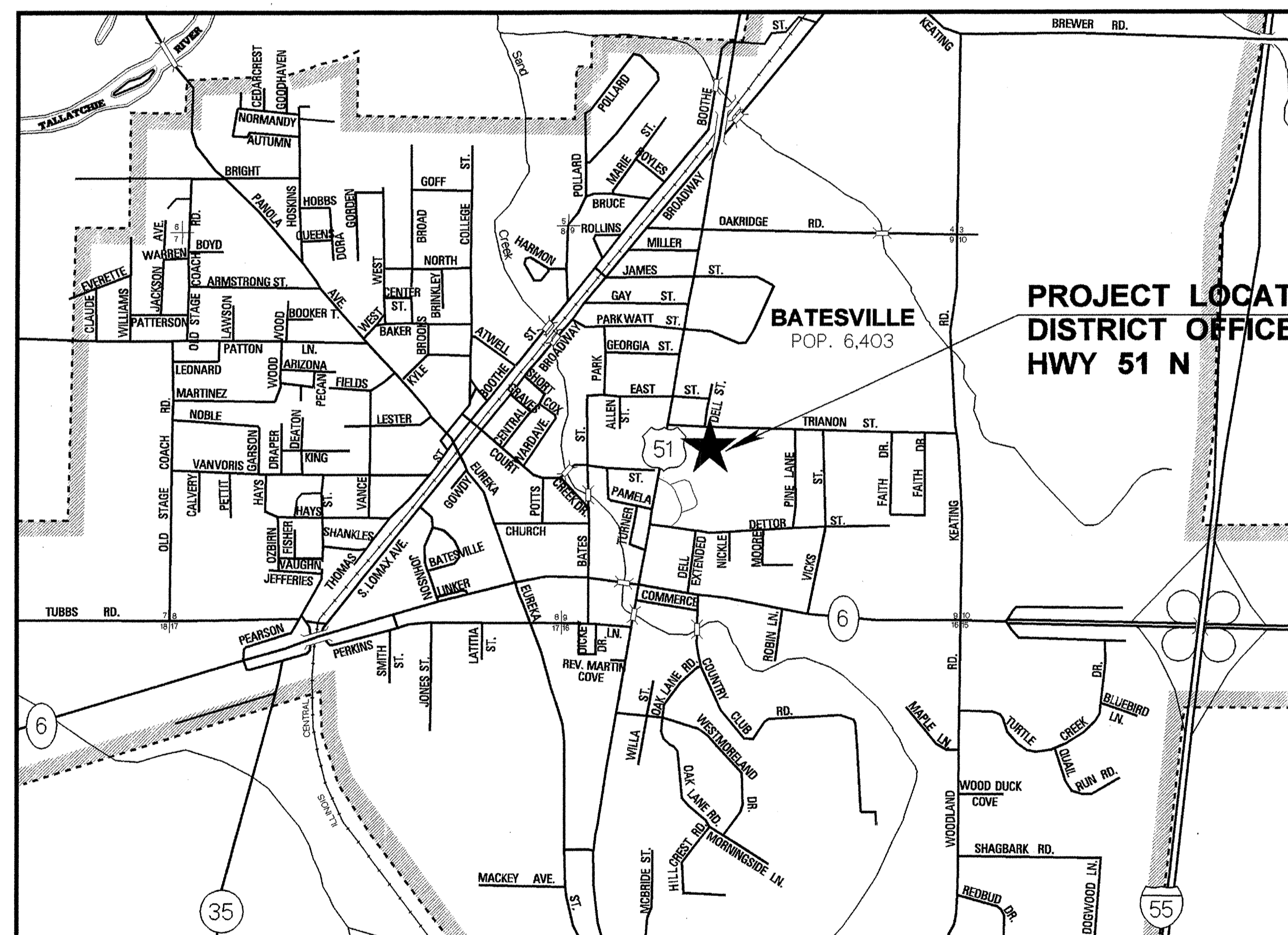
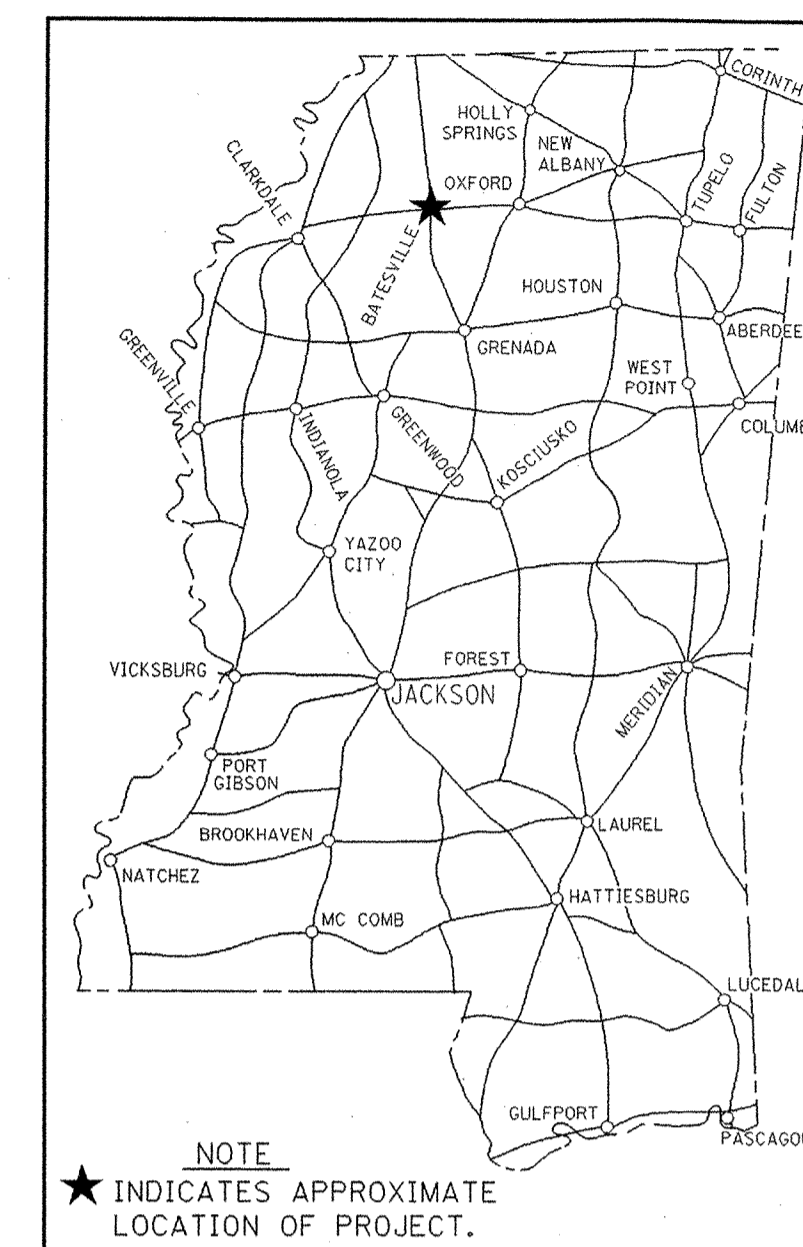
MISSISSIPPI DEPARTMENT OF TRANSPORTATION

**PLANS OF PROPOSED  
WAREHOUSE AT BATESVILLE  
STATE PROJECT NO. BWO-2147-54(001)**

501030/301000

PANOLA COUNTY

FED. ROAD REG. NO.	STATE	PROJECT NO.	SHEET NO.
4	MISS.		1



**DESIGN CONTROL**

MPH = V (SPEED DESIGN)

ADT ( ) = : ADT ( ) =

DHV = : D = % T = %

**PERMITS ACQUIRED BY MDOT**

WETLANDS AND WATERS PERMITS (NECESSARY FOR ULTIMATE IMPROVEMENTS ONLY):

	WATERS	WETLANDS
NATIONWIDE #14	<input checked="" type="checkbox"/>	<input checked="" type="checkbox"/>
NATIONWIDE (OTHER)*	<input checked="" type="checkbox"/>	<input checked="" type="checkbox"/>
GENERAL*	<input checked="" type="checkbox"/>	<input checked="" type="checkbox"/>
INDIVIDUAL (404)*	<input checked="" type="checkbox"/>	<input checked="" type="checkbox"/>

\* ACQUISITION OF PERMITS FOR TEMPORARY IMPACTS DURING CONSTRUCTION ARE THE RESPONSIBILITY OF THE CONTRACTOR

**STORMWATER PERMIT**

**Y** REQUIRED, CNOI SUBMITTED BY MDOT (DISTRIBUTED AREA - 5 ACRES + ) (NTB 6484)

**S** REQUIRED, SCNOI TO BE SUBMITTED BY CONTRACTOR (1 TO 4.99 ACRES) (NTB 6483)

**N** NO STORMWATER PERMIT REQUIRED (<1 ACRE)

APPROVED BY: *[Signature]* DATE: 6-28-04

CONVENTIONAL SYMBOLS

- COUNTY LINE .....
- TOWN CORPORATION LINE .....
- SECTION LINE .....
- INTERSTATE OR DIVIDED HIGHWAY .....
- OTHER HIGHWAY OR CITY STREET .....
- RAILROAD .....
- SURVEY LINE .....
- BRIDGES .....

DATE	BY	REVISIONS
10/27/04	LJP	ADD TWO FENCING SHEETS

APPROVED: *[Signature]* 6/29/04  
CHIEF ENGINEER DATE

APPROVED: *[Signature]* 6/29/04  
EXECUTIVE DIRECTOR DATE

MISSISSIPPI DEPARTMENT OF TRANSPORTATION

APPROVED: \_\_\_\_\_ DATE \_\_\_\_\_  
DIVISION ADMINISTRATOR

FEDERAL HIGHWAY ADMINISTRATION  
DEPARTMENT OF TRANSPORTATION

DESCRIPTION OF SHEET

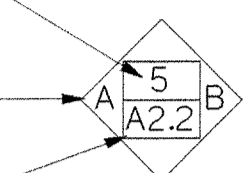
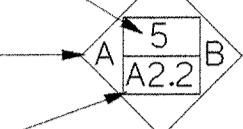





WKG. NO. SH. NO.

TITLE SHEET	---	1
DETAILED INDEX	DI-1	2
SITE PLAN	A1.1	3
FLOOR PLAN	A1.2	4
BUILDING ELEVATIONS	A2.1	5
BUILDING SECTION	A3.1	6
WALL SECTIONS	A3.2	7
ENLARGED FLOOR PLAN AND FLOOR FINISH PLAN (OFFICES)	A4.1	8
MEZZANINE FRAMING AND REFLECTED CEILING PLAN (OFFICES)	A4.2	9
INTERIOR VIEWS	A4.3	10
INTERIOR VIEWS (CONT'D)	A4.4	11
STAIR DETAILS	A5.1	12
CABINET DETAILS	A5.2	13
HEAD AND JAMB DETAILS	A5.3	14
MISCELLANEOUS SITE DETAILS	A5.4	15
SCHEDULES	A6.1	16
FOUNDATION PLAN	S1.1	17
STRUCTURAL DETAILS	S5.1	18
STRUCTURAL DETAILS (CONT'D)	S5.2	19
PLUMBING LEGEND, ABBREVIATIONS AND GENERAL NOTES	PO.1	20
SITE PLAN - PLUMBING	P1.0	21
FLOOR & MEZZANINE PLAN - PLUMBING	P2.1	22
PLUMBING - DETAILS, SCHEDULES AND RISER	P3.1	23
HVAC LEGEND, ABBREVIATIONS, AND GENERAL NOTES; HVAC DETAILS	MO.1	24
FLOOR PLAN - HVAC	M2.1	25
MEZZANINE FLOOR PLAN - HVAC, PARTIAL FLOOR PLAN - HVAC	M2.2	26
HVAC DETAILS	M3.1	27
HVAC SCHEDULES	M4.1	28
ELECTRICAL LEGEND, ABBREVIATIONS, AND GENERAL NOTES	EO.1	29
SITE PLAN - ELECTRICAL	E1.0	30
FLOOR PLAN - LIGHTING	E2.1	31
MEZZANINE LEVEL - ELECTRICAL	E2.2	32
FLOOR PLAN - POWER / COMMUNICATIONS	E2.3	33
ELECTRICAL SCHEDULES	E3.1	34
ELECTRICAL DETAILS	E4.1	35
ELECTRICAL DETAILS	E4.2	36
FENCE: CHAIN LINK, CLASS I	CL-1	37
FENCE: CHAIN LINK, GATE	CLG-1	38

ABBREVIATIONS:

- AFF ..... ABOVE FINISH FLOOR
- BLDG..... BUILDING
- BOTT..... BOTTOM
- CJ ..... CONTROL JOINT
- CLR ..... CLEAR
- CONT..... CONTINUOUS
- DET ..... DETAIL
- DIA ..... DIAMETER
- (E)..... EXISTING
- EA ..... EACH
- EJ ..... EXPANSION JOINT
- ELEC..... ELECTRICAL
- EOL ..... EQUAL
- ETR ..... EXISTING TO REMAIN
- EXTR..... EXTRUDED
- FFE ..... FINISH FLOOR ELEVATION
- FT ..... FEET
- GC ..... GENERAL CONTRACTOR
- MECH..... MECHANICAL
- MET ..... METAL
- NIC ..... NOT IN CONTRACT
- OC ..... ON CENTER
- PL ..... PLATE
- REIN..... REINFORCING
- SCHD..... SCHEDULE
- TYP ..... TYPICAL

SYMBOL LEGEND:

- DRAWING NUMBER  INTERIOR ELEVATION MARKER
- ELEVATION LETTER 
- SHEET NUMBER  ROOM LABEL
-  DOOR MARKER
-  WINDOW MARKER
- SECTION NUMBER  SECTION MARKER
- SHEET NUMBER 

ROADWAY DESIGN DIVISION C.A.D.D. SECTION MISSISSIPPI DEPARTMENT OF TRANSPORTATION

REPRINTED 7/29/04

PS & E PLANS-DATE...6/30/04.		
FMS CON. # 501030/301000		
REVISIONS		
DATE	SHEET NO.	BY
10/07/04	1-6, 16-19, ADD 37,38	LGP
"	21	RJB
"	25	KLH
"	30, 31, 33	DRO

MISSISSIPPI DEPARTMENT OF TRANSPORTATION WAREHOUSE AT BATESVILLE	
<b>DETAILED INDEX</b>	
<b>BWO-2147-54(001) PANOLA COUNTY</b>	
WORKING NUMBER <b>DI-1</b>	
FILENAME: <u>IND.DGN</u>	SHEET NUMBER <b>2</b>
DESIGN TEAM: <u>PARKER</u> CHECKED: <u>JWV</u> DATE: <u>01/06/04</u>	