

GENERAL INDEX

FOR DETAILED INDEX OF PLANS SEE SHEET NO. 2

| DESCRIPTION | NUMBER OF SHEETS |
|---------------------------------|------------------|
| TITLE SHEET | 1 |
| DETAILED INDEX | 1 |
| GENERAL NOTES | |
| TYPICAL SECTIONS | |
| QUANTITIES | |
| PLAN AND PROFILES | |
| SPECIAL DESIGN - BUILDING ITEMS | 37 |
| BRIDGE DRAWINGS | |
| SPECIAL DESIGN - BRIDGES | |
| CROSS-SECTIONS | |
| TOTAL SHEETS | 39 |

STATE OF MISSISSIPPI

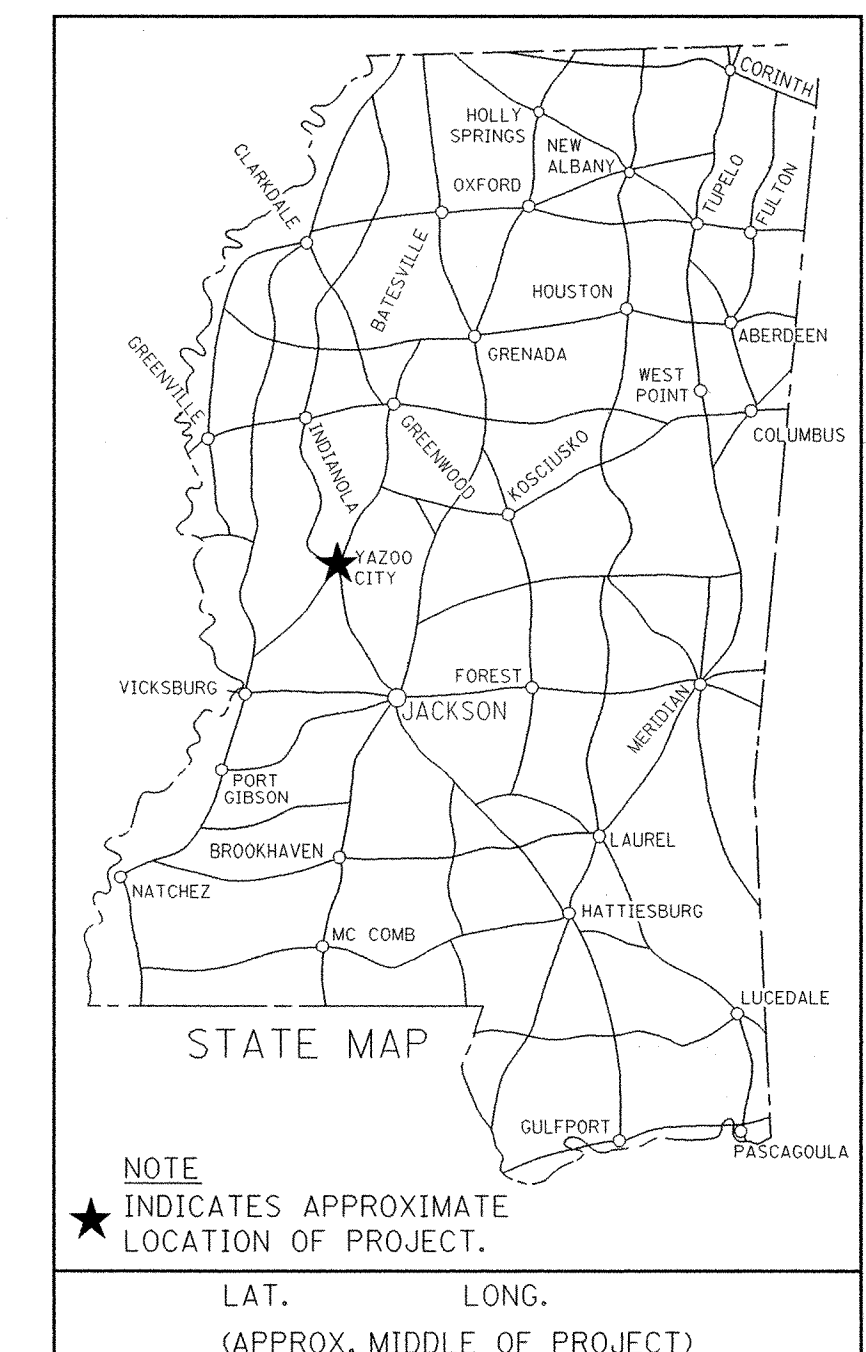
MISSISSIPPI DEPARTMENT OF TRANSPORTATION

**PLANS OF PROPOSED
STORAGE FACILITIES WITH OFFICES
AND EQUIPMENT SHED AT YAZOO CITY
STATE PROJECT NOS.
BWO-3143-82(001) & BWO-3145-82(001)
501614/301000 501628/301000**

① 12-12-06

YAZOO COUNTY

| FED. ROAD REG. NO. | STATE | PROJECT NO. | SHEET NO. |
|--------------------|-------|-------------|-----------|
| 4 | MISS. | | 1 |



DESIGN CONTROL

MPH = V (SPEED DESIGN)

ADT () = : ADT () =

DHV = : D = % T = %

PERMITS ACQUIRED BY MDOT

WETLANDS AND WATERS PERMITS
(NECESSARY FOR ULTIMATE IMPROVEMENTS ONLY):

| | WATERS | WETLANDS |
|---------------------|--------|----------|
| NATIONWIDE #14 | N | N |
| NATIONWIDE (OTHER)* | N | N |
| GENERAL* | N | N |
| INDIVIDUAL (404)* | N | N |

* ACQUISITION OF PERMITS FOR TEMPORARY IMPACTS DURING CONSTRUCTION ARE THE RESPONSIBILITY OF THE CONTRACTOR

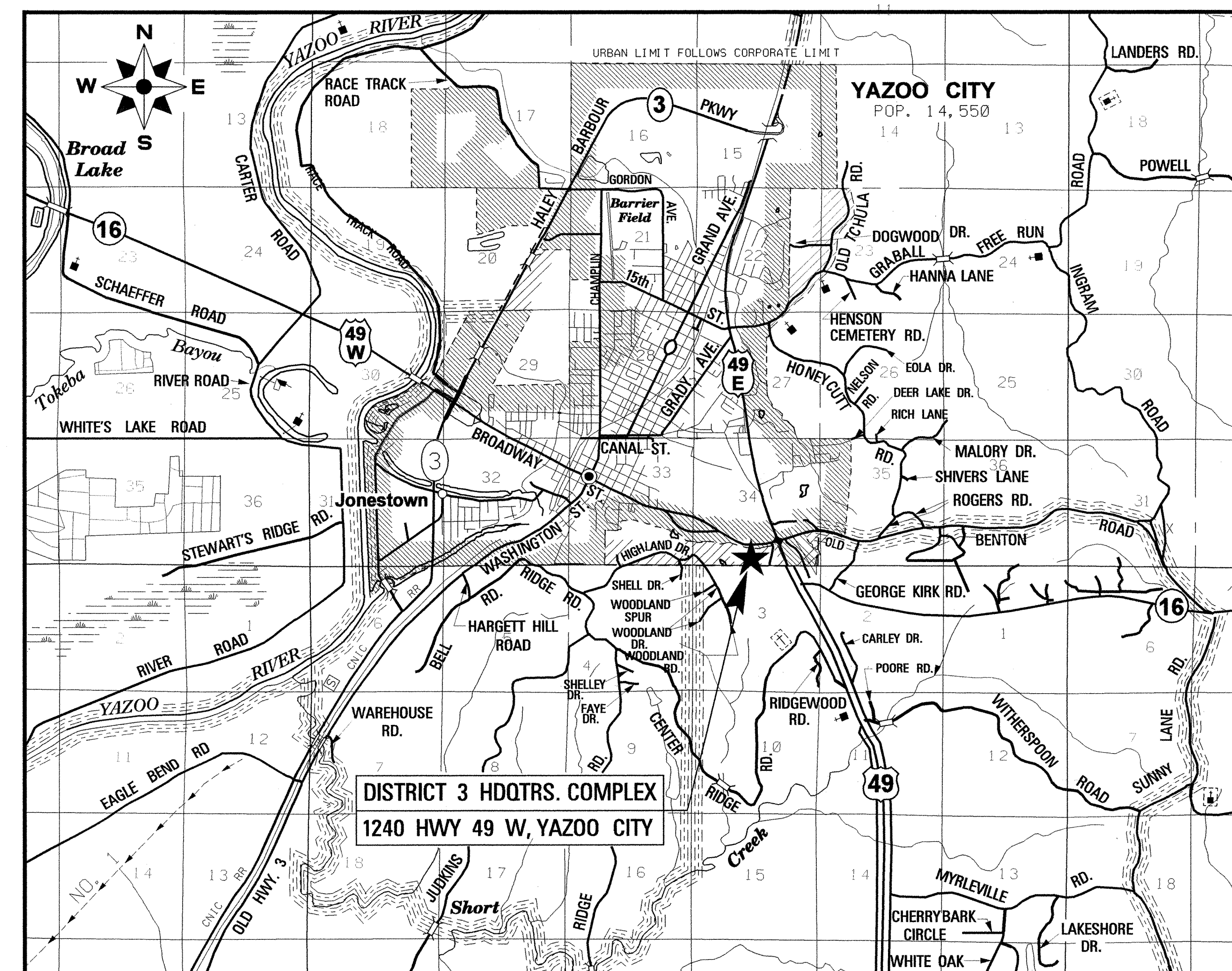
STORMWATER PERMIT N

Y REQUIRED, CND SUBMITTED BY MDOT (DISTRIBUTED AREA = 5 ACRES +) (NITB 6484)

S REQUIRED, SCNDI TO BE SUBMITTED BY CONTRACTOR (1 TO 4.99 ACRES) (NITB 6483)

N NO STORMWATER PERMIT REQUIRED (<1 ACRE)

APPROVED BY: *[Signature]* DATE: 12-4-06



CONVENTIONAL SYMBOLS

- COUNTY LINE -----
- TOWN CORPORATION LINE -----
- SECTION LINE -----
- EXISTING ROAD OR TRAVELED WAY -----
- EXISTING DIVIDED WAY -----
- RAILROAD -----
- SURVEY LINE -----
- BRIDGES -----

| REVISIONS | DATE | BY | APPROVED: |
|-----------|------|----|--------------------------------------------------------------------------------------------------------------------------------------------------------------------------------------------------------------------------------------------------------------------------------------------------------------------|
| | | | <p>APPROVED: <i>[Signature]</i> 12-5-06 DATE</p> <p>CHIEF ENGINEER</p> <p><i>[Signature]</i> 12-5-06 DATE</p> <p>EXECUTIVE DIRECTOR</p> <p>MISSISSIPPI DEPARTMENT OF TRANSPORTATION</p> <p>APPROVED:</p> <p>DIVISION ADMINISTRATOR DATE</p> <p>FEDERAL HIGHWAY ADMINISTRATION DEPARTMENT OF TRANSPORTATION</p> |

| | |
|-------|------------------|
| STATE | PROJECT NO. |
| MISS. | BWO-3143-82(001) |
| | BWO-3145-82(001) |

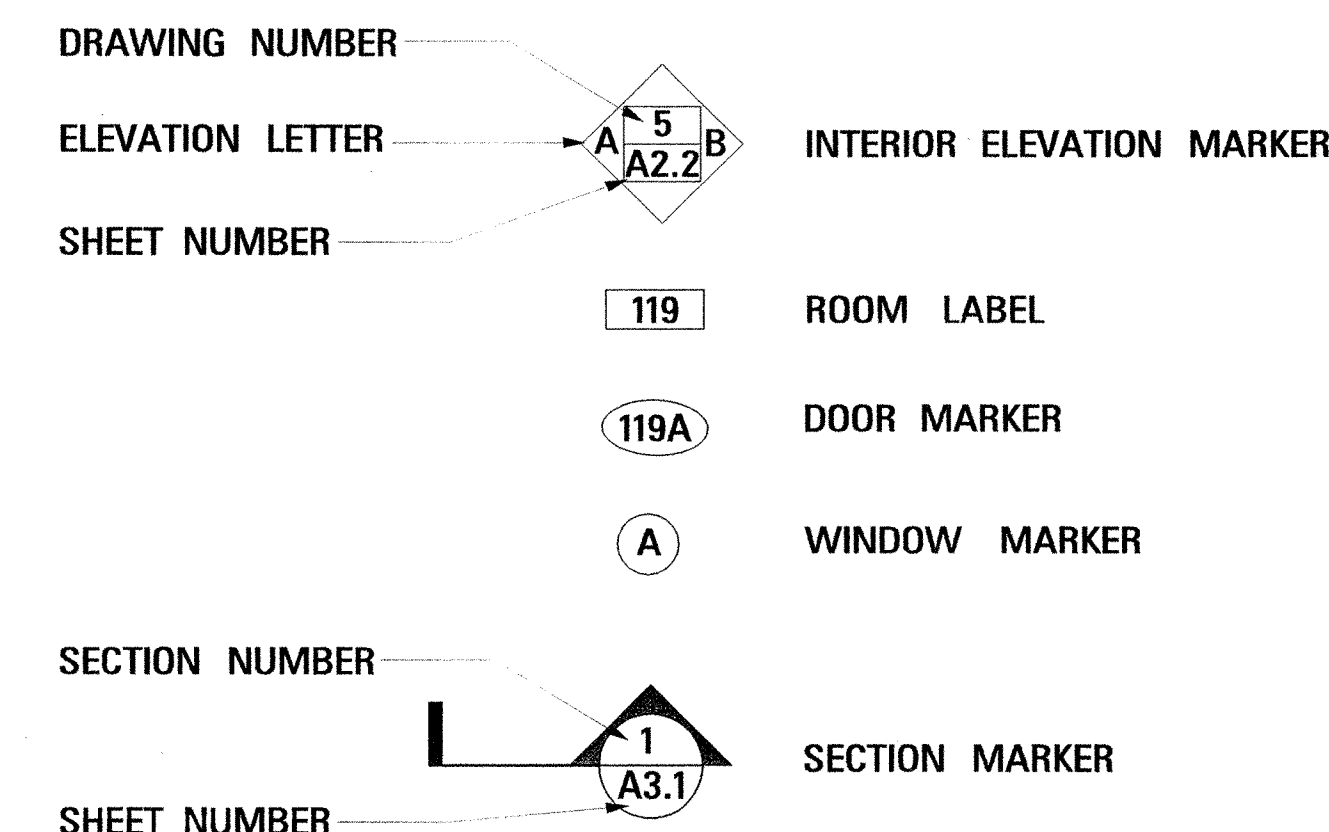
DESCRIPTION OF SHEET

WKG. NO. SH. NO.

ABBREVIATIONS:

SYMBOL LEGEND:

- AFF ABOVE FINISH FLOOR
- BLDG BUILDING
- BOTT BOTTOM
- CJ CONTROL JOINT
- CLR CLEAR
- CONT CONTINUOUS
- DET DETAIL
- DIA DIAMETER
- (E) EXISTING
- EA EACH
- EJ EXPANSION JOINT
- ELEC ELECTRICAL
- EQL EQUAL
- ETR EXISTING TO REMAIN
- EXTR EXTRUDED
- FF FINISH FLOOR
- FT FEET
- GC GENERAL CONTRACTOR
- MECH MECHANICAL
- MET METAL
- NIC NOT IN CONTRACT
- OC ON CENTER
- PL PLATE
- REINF REINFORCING
- SCHD SCHEDULE
- TYP TYPICAL



| | | | |
|-----------------------------------------------------|--|-------|----|
| TITLE SHEET | | — | 1 |
| DETAILED INDEX, ABBREVIATIONS AND SYMBOL LEGEND | | DI-1 | 2 |
| THIRD DISTRICT HEADQUARTERS COMPLEX SITE PLAN | | AS1.1 | 3 |
| STORAGE FACILITIES WITH OFFICES DRAWINGS | | | |
| CIVIL SITE PLAN | | C.1 | 4 |
| CIVIL DETAILS | | C.2 | 5 |
| COVER SHEET | | A001 | 6 |
| FIRST FLOOR PLAN | | A101 | 7 |
| MEZZANINE LEVEL PLAN | | A102 | 8 |
| EXTERIOR ELEVATIONS | | A301 | 9 |
| BUILDING SECTIONS | | A302 | 10 |
| DETAILS | | A401 | 11 |
| SCHEDULES AND INTERIOR ELEVATIONS | | A501 | 12 |
| VERTICAL CIRCULATION AND DETAILS | | A701 | 13 |
| STRUCTURAL NOTES AND DRAWING INDEX | | S001 | 14 |
| STRUCTURAL QUALITY ASSURANCE PLAN | | S002 | 15 |
| FOUNDATION PLAN | | S100 | 16 |
| MEZZANINE FRAMING PLAN | | S200 | 17 |
| FOUNDATION SECTIONS AND DETAILS | | S300 | 18 |
| FOUNDATION SECTIONS AND DETAILS | | S301 | 19 |
| MEZZANINE FLOOR FRAMING SECTIONS AND DETAILS | | S400 | 20 |
| HVAC GENERAL NOTES | | M.1 | 21 |
| HVAC DETAILS AND SCHEDULES | | M.2 | 22 |
| FIRST FLOOR PLAN - MECHANICAL | | M.3 | 23 |
| ELECTRICAL LEGEND, NOTES, AND ONE LINE DIAGRAM | | E.1 | 24 |
| FIRST FLOOR - LIGHTING AND POWER PLAN | | E.2 | 25 |
| MEZZANINE LEVEL - LIGHTING AND POWER PLAN | | E.3 | 26 |
| ELECTRICAL SCHEDULES | | E.4 | 27 |
| ELECTRICAL DETAILS | | E.5 | 28 |
| PLUMBING SCHEDULES, SPECIFICATIONS AND DETAILS | | P.1 | 29 |
| FIRST FLOOR - PLUMBING PLAN | | P.2 | 30 |
| MEZZANINE LEVEL - PLUMBING PLAN | | P.3 | 31 |
| EQUIPMENT SHED DRAWINGS | | | |
| EQUIPMENT SHED FLOOR PLAN | | A1.2 | 32 |
| EQUIPMENT SHED ELEVATION AND BUILDING SECTION | | A2.1 | 33 |
| EQUIPMENT SHED DETAILS | | A3.1 | 34 |
| ELECTRICAL LEGEND, ABBREVIATIONS, AND GENERAL NOTES | | E0.1 | 35 |
| SITE PLAN - ELECTRICAL | | E1.0 | 36 |
| FLOOR PLAN - ELECTRICAL | | E2.1 | 37 |
| ELECTRICAL SCHEDULES AND POWER RISER | | E3.1 | 38 |
| ELECTRICAL DETAILS | | E4.1 | 39 |

| PROJECT SUMMARY OF QUANTITIES | | | | |
|-------------------------------|-------------------------------|----------|---------|-------|
| PAY ITEM NO. | DESCRIPTION | UNIT | PRELIM. | FINAL |
| 501614-A | STORAGE FACILITY WITH OFFICES | LUMP SUM | | L. S. |
| 501628-B | EQUIPMENT SHED | LUMP SUM | | L. S. |

| | | |
|-----------------------------------|-----------|----|
| PS & E PLANS-DATE <i>12-12-06</i> | | |
| FMS CON. # <i>501614/301000</i> | | |
| FMS CON. # <i>501628/301000</i> | | |
| REVISIONS | | |
| DATE | SHEET NO. | BY |
| | | |
| | | |
| | | |
| | | |

ASU

MISSISSIPPI DEPARTMENT OF TRANSPORTATION
**STORAGE FACILITY WITH OFFICES
AND EQUIPMENT SHED AT YAZOO CITY**

DETAILED INDEX

BWO-3143-82(001) & BWO-3145-82(001)
YAZOO COUNTY

| |
|-------------------------------|
| WORKING NUMBER DI-1 |
| SHEET NUMBER 2 |

FILENAME: *DI-1.DGN*
DESIGN TEAM: *PARKER* CHECKED: *JWV* DATE: *11/20/06*

MISSISSIPPI DEPARTMENT OF TRANSPORTATION