

GENERAL INDEX

FOR DETAILED INDEX OF PLANS SEE SHEET NO. 2

DESCRIPTION	NUMBER OF SHEETS
TITLE SHEET	1
DETAILED INDEX	1
GENERAL NOTES	
TYPICAL SECTIONS	
QUANTITIES	
PLAN AND PROFILES	
SPECIAL DESIGN - BUILDING ITEMS	37
BRIDGE DRAWINGS	
SPECIAL DESIGN - BRIDGES	
CROSS-SECTIONS	
TOTAL SHEETS	39

① 12-12-06

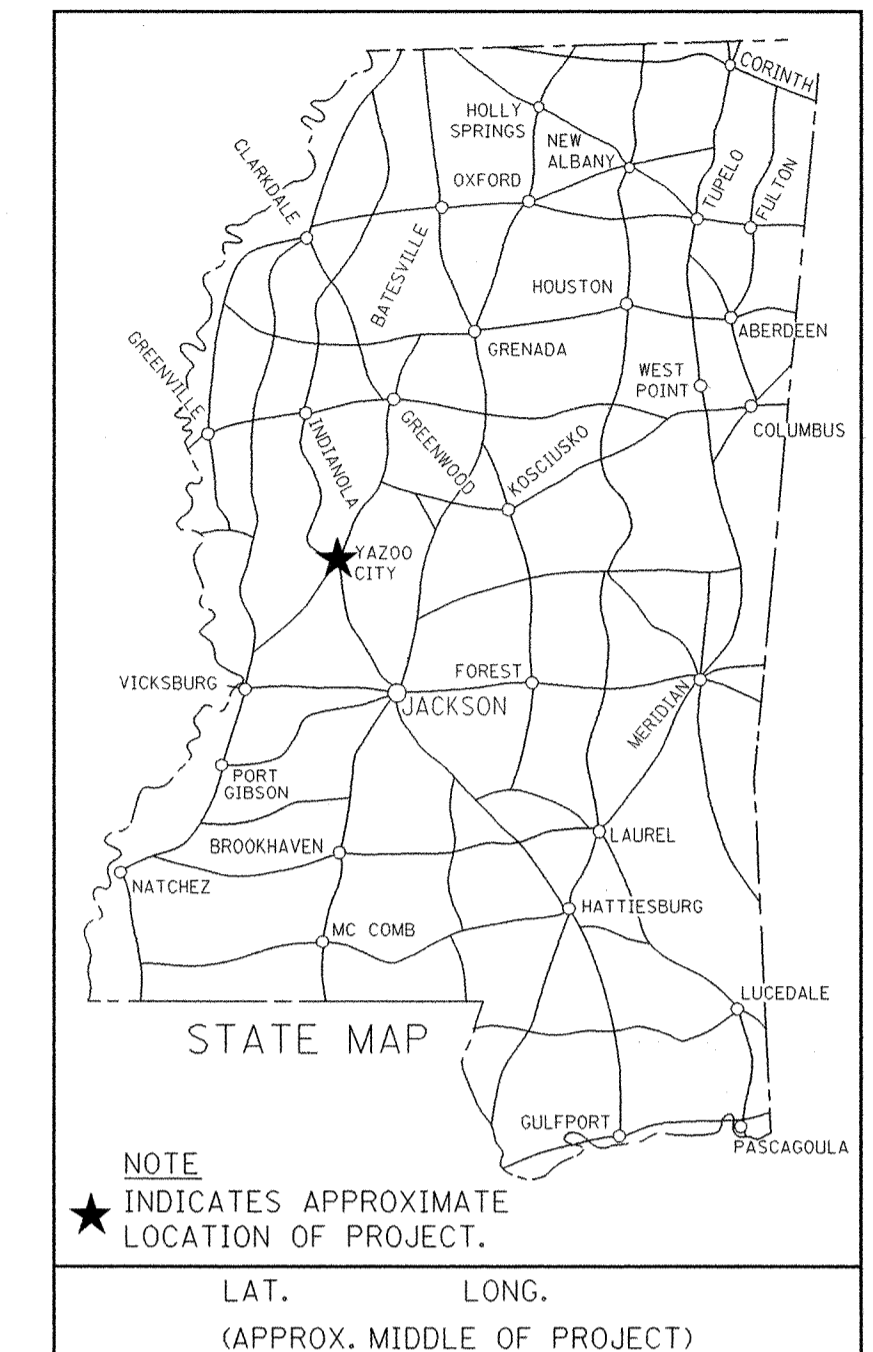
STATE OF MISSISSIPPI

MISSISSIPPI DEPARTMENT OF TRANSPORTATION

**PLANS OF PROPOSED
 STORAGE FACILITIES WITH OFFICES
 AND EQUIPMENT SHED AT YAZOO CITY
 STATE PROJECT NOS.
 BWO-3143-82(001) & BWO-3145-82(001)
 501614/301000 501628/301000**

YAZOO COUNTY

FED. ROAD REG. NO.	STATE	PROJECT NO.	SHEET NO.
4	MISS.		1



DESIGN CONTROL

MPH = V (SPEED DESIGN)

ADT () = : ADT () =

DHV = : D = % T = %

PERMITS ACQUIRED BY MDOT

WETLANDS AND WATERS PERMITS (NECESSARY FOR ULTIMATE IMPROVEMENTS ONLY):

	WATERS	WETLANDS
NATIONWIDE #14	N	N
NATIONWIDE (OTHER)*	N	N
GENERAL*	N	N
INDIVIDUAL (404)*	N	N

* ACQUISITION OF PERMITS FOR TEMPORARY IMPACTS DURING CONSTRUCTION ARE THE RESPONSIBILITY OF THE CONTRACTOR

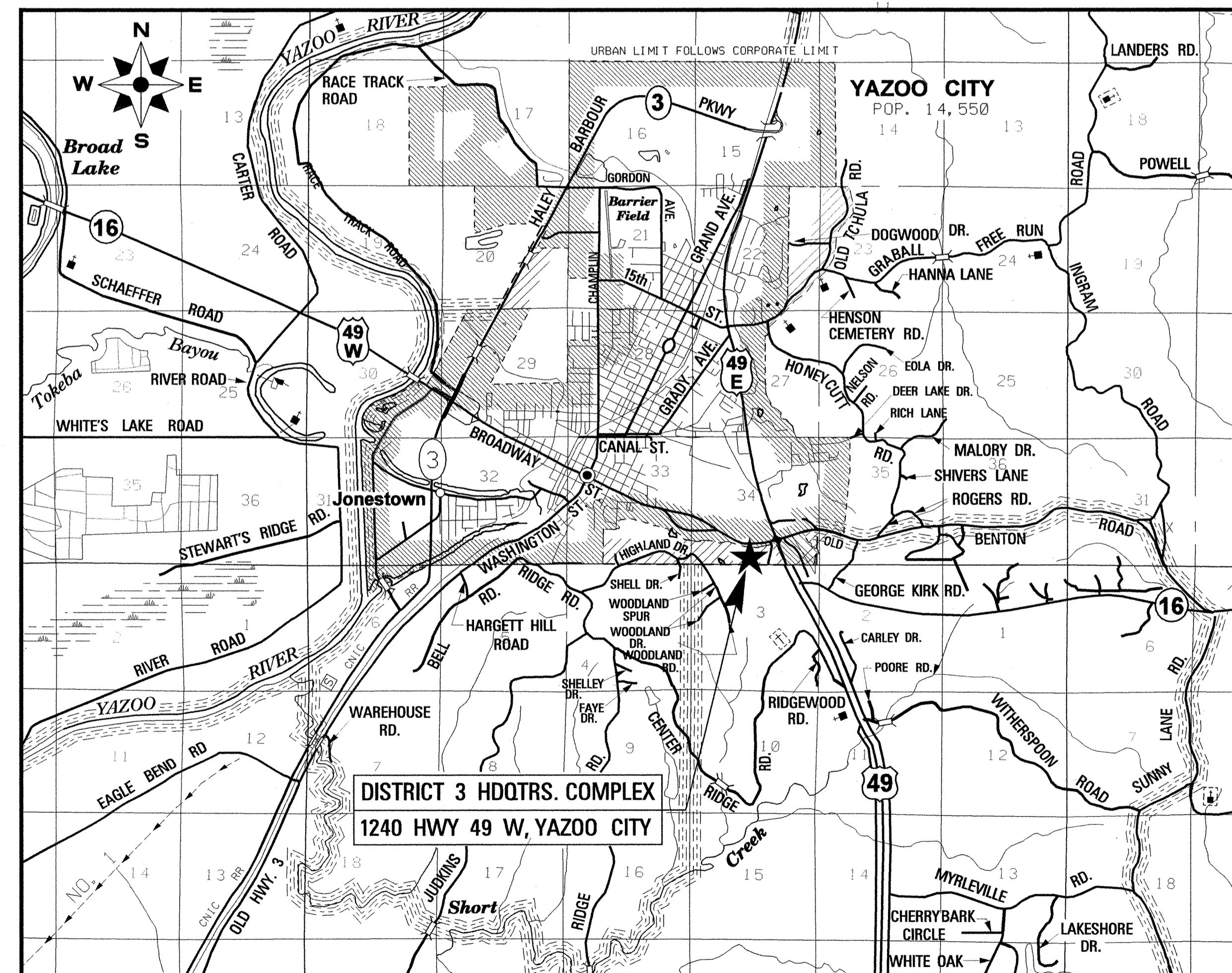
STORMWATER PERMIT N

Y REQUIRED, CND SUBMITTED BY MDOT (DISTRIBUTED AREA = 5 ACRES +) (NTB 6484)

S REQUIRED, SCNDI TO BE SUBMITTED BY CONTRACTOR (1 TO 4.99 ACRES) (NTB 6483)

N NO STORMWATER PERMIT REQUIRED (<1 ACRE)

APPROVED BY: *[Signature]* DATE: 12-4-06



CONVENTIONAL SYMBOLS

- COUNTY LINE -----
- TOWN CORPORATION LINE -----
- SECTION LINE -----
- EXISTING ROAD OR TRAVELED WAY -----
- EXISTING DIVIDED WAY -----
- RAILROAD -----
- SURVEY LINE -----
- BRIDGES -----

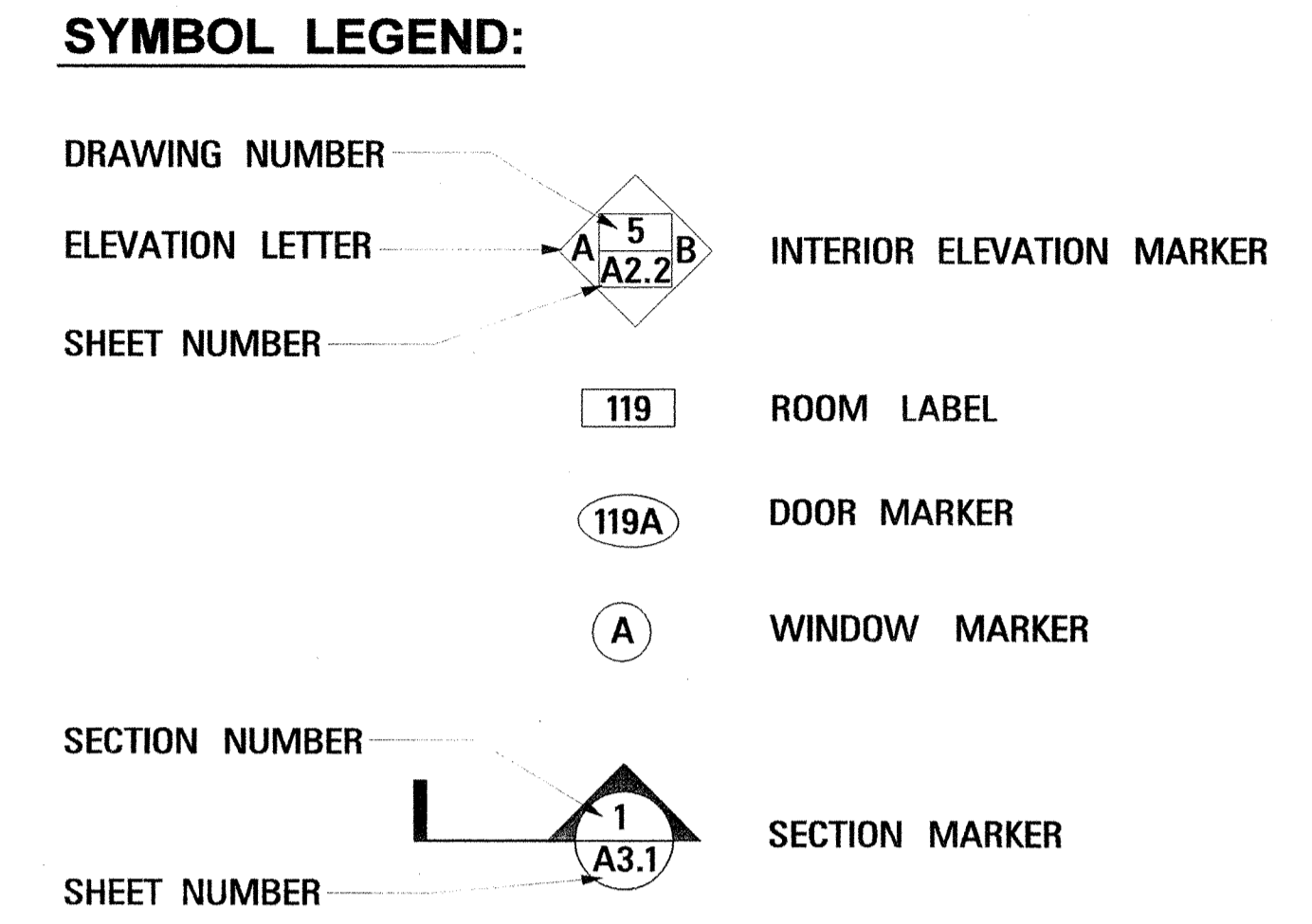
DATE	REVISIONS	BY	APPROVED:
			APPROVED: <i>[Signature]</i> 12-5-06 CHIEF ENGINEER DATE
			APPROVED: <i>[Signature]</i> 12-5-06 EXECUTIVE DIRECTOR DATE
			MISSISSIPPI DEPARTMENT OF TRANSPORTATION
			APPROVED: _____ DATE _____ DIVISION ADMINISTRATOR FEDERAL HIGHWAY ADMINISTRATION DEPARTMENT OF TRANSPORTATION

1st O. REV.

STATE	PROJECT NO.
MISS.	BWO-3143-82(001)
	BWO-3145-82(001)

DESCRIPTION OF SHEET	WKG. NO.	SH. NO.
TITLE SHEET	—	1
DETAILED INDEX, ABBREVIATIONS AND SYMBOL LEGEND	DI-1	2
THIRD DISTRICT HEADQUARTERS COMPLEX SITE PLAN	AS1.1	3
STORAGE FACILITIES WITH OFFICES DRAWINGS		
CIVIL SITE PLAN	C.1	4
CIVIL DETAILS	C.2	5
COVER SHEET	A001	6
FIRST FLOOR PLAN	A101	7
MEZZANINE LEVEL PLAN	A102	8
EXTERIOR ELEVATIONS	A301	9
BUILDING SECTIONS	A302	10
DETAILS	A401	11
SCHEDULES AND INTERIOR ELEVATIONS	A501	12
VERTICAL CIRCULATION AND DETAILS	A701	13
STRUCTURAL NOTES AND DRAWING INDEX	S001	14
STRUCTURAL QUALITY ASSURANCE PLAN	S002	15
FOUNDATION PLAN	S100	16
MEZZANINE FRAMING PLAN	S200	17
FOUNDATION SECTIONS AND DETAILS	S300	18
FOUNDATION SECTIONS AND DETAILS	S301	19
MEZZANINE FLOOR FRAMING SECTIONS AND DETAILS	S400	20
HVAC GENERAL NOTES	M.1	21
HVAC DETAILS AND SCHEDULES	M.2	22
FIRST FLOOR PLAN - MECHANICAL	M.3	23
ELECTRICAL LEGEND, NOTES, AND ONE LINE DIAGRAM	E.1	24
FIRST FLOOR - LIGHTING AND POWER PLAN	E.2	25
MEZZANINE LEVEL - LIGHTING AND POWER PLAN	E.3	26
ELECTRICAL SCHEDULES	E.4	27
ELECTRICAL DETAILS	E.5	28
PLUMBING SCHEDULES, SPECIFICATIONS AND DETAILS	P.1	29
FIRST FLOOR - PLUMBING PLAN	P.2	30
MEZZANINE LEVEL - PLUMBING PLAN	P.3	31
EQUIPMENT SHED DRAWINGS		
EQUIPMENT SHED FLOOR PLAN	A1.2	32
EQUIPMENT SHED ELEVATION AND BUILDING SECTION	A2.1	33
EQUIPMENT SHED DETAILS	A3.1	34
ELECTRICAL LEGEND, ABBREVIATIONS, AND GENERAL NOTES	E0.1	35
SITE PLAN - ELECTRICAL	E1.0	36
FLOOR PLAN - ELECTRICAL	E2.1	37
ELECTRICAL SCHEDULES AND POWER RISER	E3.1	38
ELECTRICAL DETAILS	E4.1	39

- ABBREVIATIONS:**
- AFF ABOVE FINISH FLOOR
 - BLDG BUILDING
 - BOTT BOTTOM
 - CJ CONTROL JOINT
 - CLR CLEAR
 - CONT CONTINUOUS
 - DET DETAIL
 - DIA DIAMETER
 - (E) EXISTING
 - EA EACH
 - EJ EXPANSION JOINT
 - ELEC ELECTRICAL
 - EQL EQUAL
 - ETR EXISTING TO REMAIN
 - EXTR EXTRUDED
 - FF FINISH FLOOR
 - FT FEET
 - GC GENERAL CONTRACTOR
 - MECH MECHANICAL
 - MET METAL
 - NIC NOT IN CONTRACT
 - OC ON CENTER
 - PL PLATE
 - REINF REINFORCING
 - SCHD SCHEDULE
 - TYP TYPICAL



PROJECT SUMMARY OF QUANTITIES				
PAY ITEM NO.	DESCRIPTION	UNIT	PRELIM.	FINAL
501614-A	STORAGE FACILITY WITH OFFICES	LUMP SUM		L. S.
501628-B	EQUIPMENT SHED	LUMP SUM		L. S.

PS & E PLANS-DATE...12-12-06..		
FMS CON. # 501614/301000		
FMS CON. # 501628/301000		
REVISIONS		
DATE	SHEET NO.	BY
02-12-07	4	CRR

MISSISSIPPI DEPARTMENT OF TRANSPORTATION STORAGE FACILITY WITH OFFICES AND EQUIPMENT SHED AT YAZOO CITY	
DETAILED INDEX	
BWO-3143-82(001) & BWO-3145-82(001) YAZOO COUNTY	
WORKING NUMBER DI-1	SHEET NUMBER 2
FILENAME: DI-1.DGN	DATE: 11/20/06
DESIGN TEAM: PARKER	CHECKED: JWV

ROADWAY DESIGN DIVISION CALADOGA SECTION MISSISSIPPI DEPARTMENT OF TRANSPORTATION