

FOR DETAILED INDEX OF PLANS SEE SHEET NO. 2

DESCRIPTION	NUMBER OF SHEETS
TITLE SHEET	1
DETAILED INDEX	1
GENERAL NOTES	
TYPICAL SECTIONS	
QUANTITIES	
PLAN AND PROFILES	
SPECIAL DESIGN DRAWINGS	28
BRIDGE DRAWINGS	
SPECIAL DESIGN - BRIDGES	
CROSS-SECTIONS	
<b>TOTAL SHEETS</b>	<b>30</b>

STATE OF MISSISSIPPI

MISSISSIPPI DEPARTMENT OF TRANSPORTATION

**PLANS OF PROPOSED  
PROJECT OFFICE BUILDING AND  
STORAGE BUILDING AT NEWTON**

**STATE PROJECT NO. BWO-5129-51(001)**

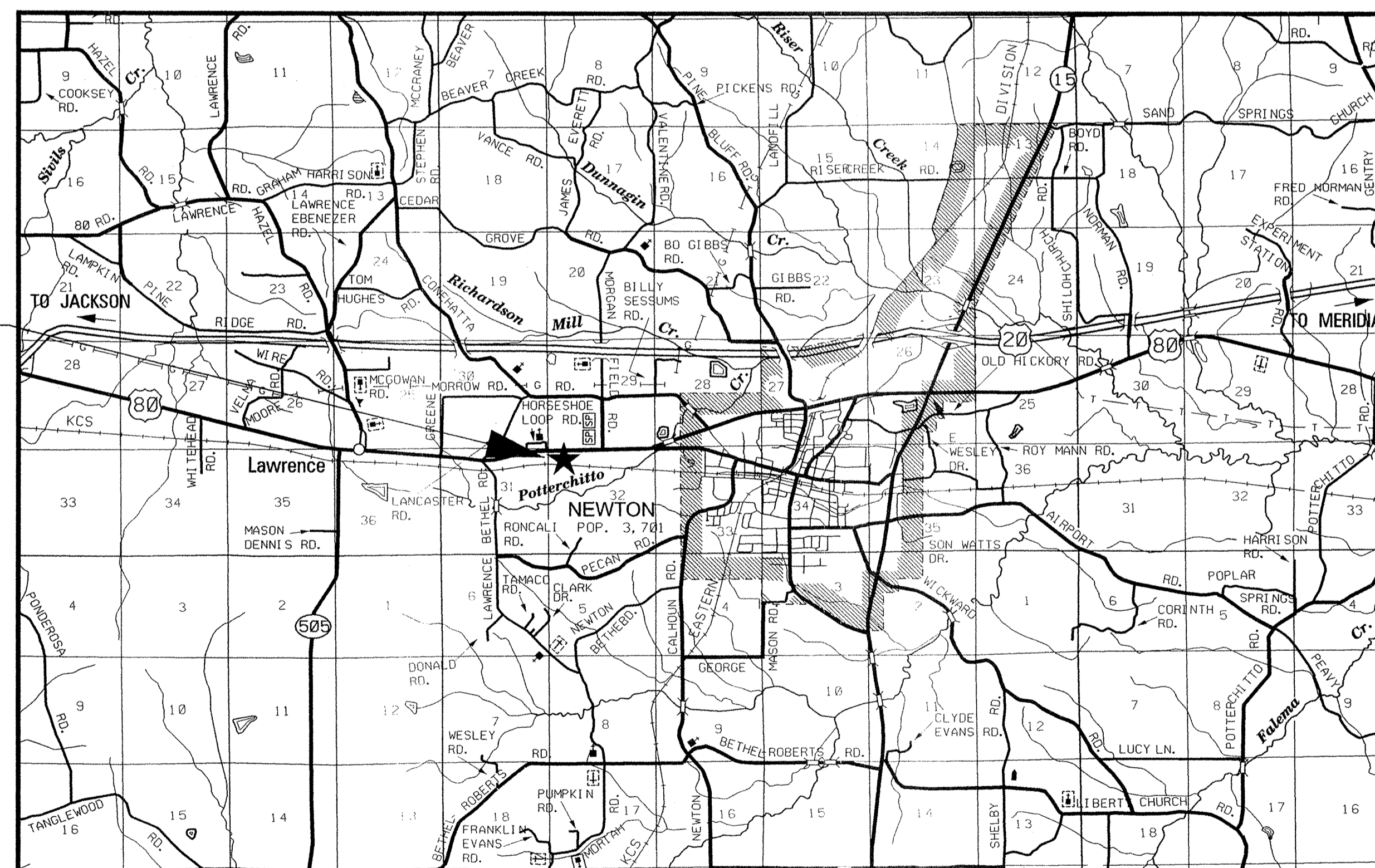
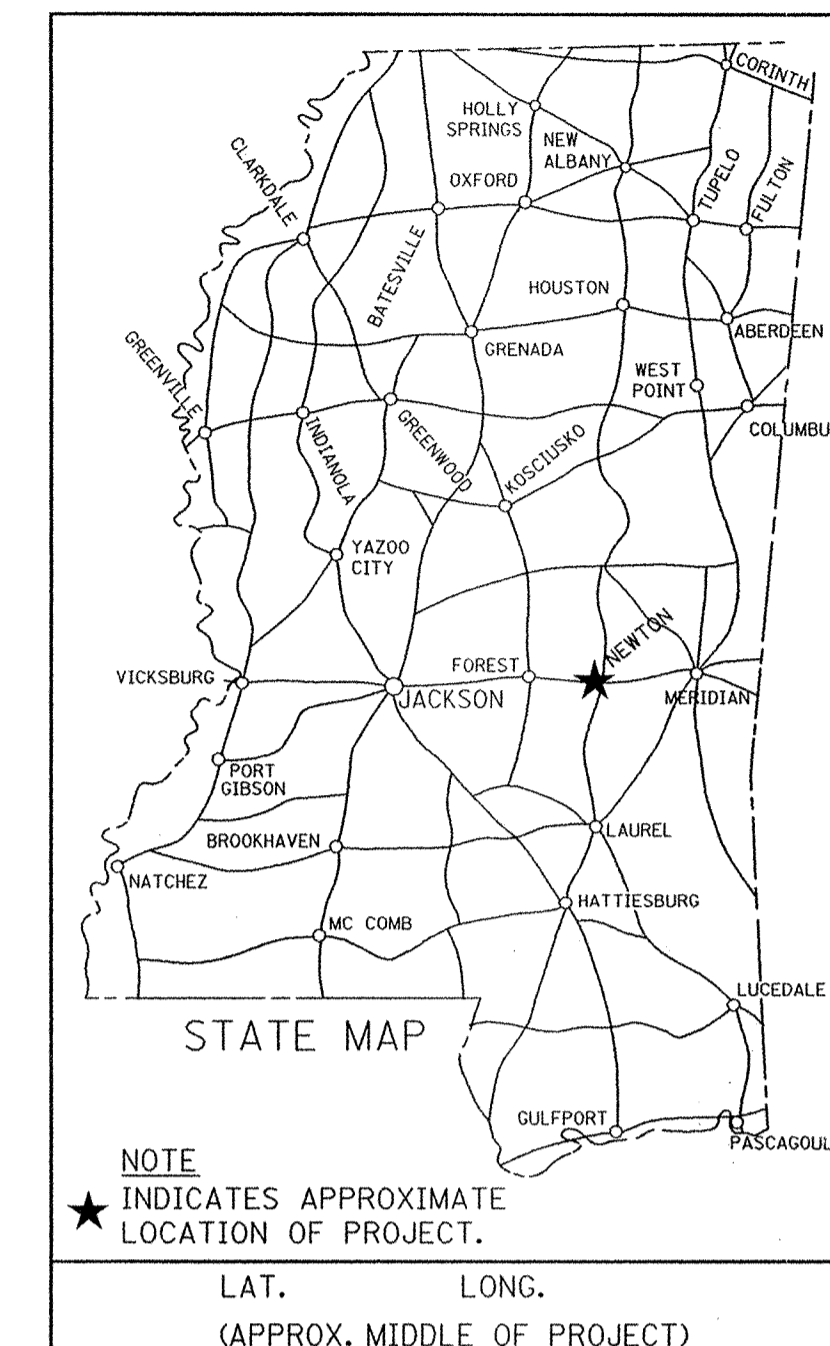
**AND BWO-5179-51(001)**

501517/301000

501817/301000

**NEWTON COUNTY**

FED. ROAD REG. NO.	STATE	PROJECT NO.	SHEET NO.
4	MISS.		1



**DISTRICT OFFICE COMPLEX  
7759 HIGHWAY 80W**

**DESIGN CONTROL**  
MPH = V (SPEED DESIGN)

ADT ( ) = : ADT ( ) =  
DHV = : D = % T = %

**PERMITS ACQUIRED BY MDOT**

WETLANDS AND WATERS PERMITS (NECESSARY FOR ULTIMATE IMPROVEMENTS ONLY):

	WATERS	WETLANDS
NATIONWIDE #14	<input checked="" type="checkbox"/>	<input checked="" type="checkbox"/>
NATIONWIDE (OTHER)*	<input checked="" type="checkbox"/>	<input checked="" type="checkbox"/>
GENERAL*	<input checked="" type="checkbox"/>	<input checked="" type="checkbox"/>
INDIVIDUAL (404)*	<input checked="" type="checkbox"/>	<input checked="" type="checkbox"/>

\* ACQUISITION OF PERMITS FOR TEMPORARY IMPACTS DURING CONSTRUCTION ARE THE RESPONSIBILITY OF THE CONTRACTOR

**STORMWATER PERMIT**

Y REQUIRED SCNOI SUBMITTED BY MDOT (DISTRIBUTED AREA = 5 ACRES + (NTB 6484))

S REQUIRED SCNOI TO BE SUBMITTED BY CONTRACTOR (1 TO 4.99 ACRES) (NTB 6483)

N NO STORMWATER PERMIT REQUIRED (<1 ACRE)

APPROVED BY: *[Signature]* DATE: 10-8-07

**CONVENTIONAL SYMBOLS**

- COUNTY LINE -----
- TOWN CORPORATION LINE -----
- SECTION LINE -----
- EXISTING ROAD OR TRAVELED WAY -----
- EXISTING DIVIDED HIGHWAY -----
- RAILROAD -----
- SURVEY LINE -----
- BRIDGES -----

APPROVED:	<i>[Signature]</i> ASU
CHIEF ENGINEER	10/5/07 DATE
EXECUTIVE DIRECTOR	10-5/07 DATE
MISSISSIPPI DEPARTMENT OF TRANSPORTATION	
APPROVED:	
DIVISION ADMINISTRATOR	DATE
FEDERAL HIGHWAY ADMINISTRATION DEPARTMENT OF TRANSPORTATION	

10/10/07 11:29 AM C00111.L DGN

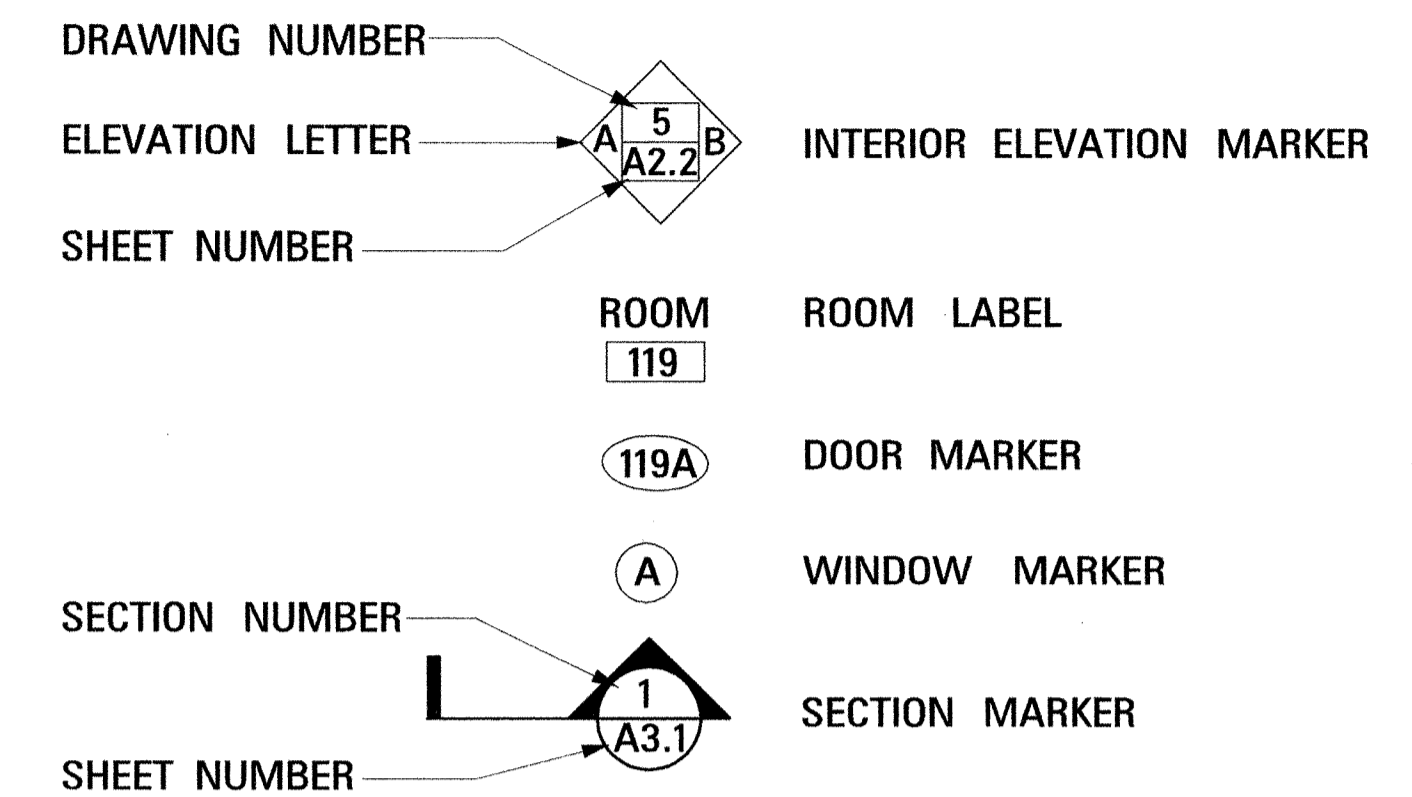
**DESCRIPTION OF SHEET**

**WKG. NO. SH. NO.**

**ABBREVIATIONS:**

**SYMBOL LEGEND:**

- AFF ..... ABOVE FINISH FLOOR
- BLDG ..... BUILDING
- BOTT ..... BOTTOM
- CJ ..... CONTROL JOINT
- CLR ..... CLEAR
- CONT ..... CONTINUOUS
- DET ..... DETAIL
- DIA ..... DIAMETER
- (E) ..... EXISTING
- EA ..... EACH
- EJ ..... EXPANSION JOINT
- ELEC ..... ELECTRICAL
- EQL ..... EQUAL
- ETR ..... EXISTING TO REMAIN
- EXTR ..... EXTRUDED
- FF ..... FINISH FLOOR
- FT ..... FEET
- GC ..... GENERAL CONTRACTOR
- MECH ..... MECHANICAL
- MET ..... METAL
- NIC ..... NOT IN CONTRACT
- OC ..... ON CENTER
- PL ..... PLATE
- REINF ..... REINFORCING
- SCHD ..... SCHEDULE
- TYP ..... TYPICAL



TITLE SHEET			1
DETAILED INDEX	DI-1		2
SITE PLAN	A1.1		3
FLOOR PLAN	A1.2		4
FLOOR FINISH PLAN	A1.3		5
REFLECTED CEILING PLAN	A1.4		6
BUILDING ELEVATIONS AND ROOF PLAN	A2.1		7
INTERIOR ROOM ELEVATIONS	A2.2		8
WALL SECTIONS	A3.1		9
WALL SECTIONS	A3.2		10
CABINET SECTIONS	A4.1		11
DOOR AND WINDOW DETAILS	A5.1		12
SITE DETAILS	A5.2		13
FINISH AND DOOR OPENINGS SCHEDULES	A6.1		14
FOUNDATION PLAN	S1.1		15
FOUNDATION DETAILS	S5.1		16
FLOOR PLAN - PLUMBING	P2.1		17
PLUMBING SCHEDULES, DETAILS, AND RISERS	P3.1		18
FLOOR PLAN - HVAC	M2.1		19
FLOOR PLAN - GAS	M2.2		20
HVAC SCHEDULES & DETAILS	M3.1		21
MPE SITE PLAN	E1.0		22
FLOOR PLAN - LIGHTING	E2.1		23
FLOOR PLAN - POWER, COMMUNICATIONS & SECURITY	E2.2		24
FLOOR PLAN - FIRE ALARM	E2.3		25
PANELBOARD SCHEDULES & SINGLE LINE DIAGRAM	E3.1		26
ELECTRICAL DETAILS	E4.1		27
ELECTRICAL DETAILS	E4.2		28
FENCE: CHAIN LINK - CLASS I	CL-1		29
FENCE: CHAIN LINK GATE	CLG-1		30

PAY ITEM NO.	DESCRIPTION	UNIT	PRELIM.	FINAL
1500-A	CONSTRUCTION OF PROJECT OFFICE BUILDING	LUMP SUM	L. S.	
1500-B	CONSTRUCTION OF STORAGE BUILDING	LUMP SUM	L. S.	
607-B	72" TYPE I CHAIN LINK FENCE, CLASS I, w/ TOP GUARD	270	L. F.	
607-G	GATE (72" CHAIN LINK, GALV STEEL) (26' DBL) (w/ TOP GUARD)	2	EACH	
607-P1	LINE POST (9'-0" x 2" GALV STEEL)	20	EACH	
607-P2	BRACE POST (10'-0" x 2 1/2" GALV STEEL)	7	EACH	
607-P3	GATE POST (10'-0" x 3 1/2" GALV STEEL)	4	EACH	

PS & E PLANS-DATE : 10/09/2007		
FMS CON. # 501517 /301000 & 501817 /301000		
REVISIONS		
DATE	SHEET NO.	BY
10/10/07	1-3	LGP
10/23/07	3-5, 7, 8, 13-15	LGP

MISSISSIPPI DEPARTMENT OF TRANSPORTATION PROJECT OFFICE BUILDING AT NEWTON	
<b>DETAILED INDEX</b>	
WORKING NUMBER <b>DI-1</b>	ASU
<b>BWO-5120-51(001) NEWTON COUNTY</b>	
FILENAME: DI-1.DGN	SHEET NUMBER <b>2</b>
DESIGN TEAM: PARKER	CHECKED: JWV DATE: 10/09/07

10/23/2007 3:01 PM DI-1.DGN