

**SECTION 905 -- PROPOSAL (CONTINUED)**

I (We) further propose to execute the attached contract agreement (Section 902) as soon as the work is awarded to me (us), and to begin and complete the work within the time limit(s) provided for in the Specifications and Advertisement. I (We) also propose to execute the attached contract bond (Section 903) in an amount not less than one hundred (100) percent of the total of my (our) part, but also to guarantee the excellence of both workmanship and materials until the work is finally accepted.

I (We) enclose a certified check, cashier's check or bid bond for **five percent (5%) of total bid** and hereby agree that in case of my (our) failure to execute the contract and furnish bond within Ten (10) days after notice of award, the amount of this check (bid bond) will be forfeited to the State of Mississippi as liquidated damages arising out of my (our) failure to execute the contract as proposed. It is understood that in case I am (we are) not awarded the work, the check will be returned as provided in the Specifications.

Bidder acknowledges receipt of and has added to and made a part of the proposal and contract documents the following addendum (addenda):

ADDENDUM NO.   1   DATED   3/16/2009   ADDENDUM NO.            DATED             
 ADDENDUM NO.            DATED            ADDENDUM NO.            DATED           

| Number | Description   |
|--------|---|
| 1      | Revised Table of Contents; Revised Notice to Bidders #2332; Added Notice to Bidders #2438; Revised Bid Sheets; Amendment EBS Download Required. |

TOTAL ADDENDA:   1    
 (Must agree with total addenda issued prior to opening of bids)

Respectfully Submitted,

DATE \_\_\_\_\_

\_\_\_\_\_  
 Contractor

BY \_\_\_\_\_  
 Signature

TITLE \_\_\_\_\_

ADDRESS \_\_\_\_\_

CITY, STATE, ZIP \_\_\_\_\_

PHONE \_\_\_\_\_

FAX \_\_\_\_\_

E-MAIL \_\_\_\_\_

(To be filled in if a corporation)

Our corporation is chartered under the Laws of the State of \_\_\_\_\_ and the names, titles and business addresses of the executives are as follows:

|                    |                  |
|--------------------|------------------|
| _____<br>President | _____<br>Address |
| _____<br>Secretary | _____<br>Address |
| _____<br>Treasurer | _____<br>Address |

The following is my (our) itemized proposal.

Revised 09/21/2005

NH-0015-01(063) / 105439301

Franklin County(ies)

# MISSISSIPPI DEPARTMENT OF TRANSPORTATION

## TABLE OF CONTENTS

**PROJECT: NH-0015-01(063) / 105439301 -- Franklin County**

901--Advertisement

904--Notice to Bidders: Governing Specifications. - # 1  
Final Cleanup - # 3  
Disadvantage Business Enterprise in Federal-Aid Highway  
Construction, w/ Supplement - # 696  
On-The-Job Training Program - # 777  
Payroll Requirements - # 883  
Rumble Stripe - # 1312  
Errata & Modifications to the 2004 Standard Specifications - #1405  
Advancement of Materials - # 1546  
Safety Apparel - # 1808  
Minimum Wage Rate - # 1869  
DBE Forms, Participation, and Payment - # 1918  
Federal Bridge Formula - # 1928  
Standard Drawings, w/ Supplement - # 2105  
Department of Labor Ruling - # 2239  
Contract Time - # 2331  
Scope of Work - # 2332  
Specialty Items - # 2333  
Petroleum Product Base Prices - # 2345  
Mississippi Resident Agent Requirement - # 2361  
Status of Right-of-Way, w/ Attachments - # 2382  
Removal of Haul Permit - #2400  
Special Reporting Criteria - # 2420  
American Recovery and Reinvestment Act (ARRA) - #2438

906: Required Federal Contract Provisions -- FHWA-1273, w/Supplement

907-105-3: Cooperation By Contractors, w/Supplement  
907-107-1: Liability Insurance, W/Supplement  
907-107-6: Legal Relations & Responsibility to Public, W/Supplement  
907-108-17: Prosecution and Progress  
907-109-3: Partial Payment, W/Supplement  
907-401-2: Hot Mix Asphalt (HMA), w/Supplement  
907-403-4: Hot Mix Asphalt (HMA), w/Supplement  
907-407-1: Tack Coat  
907-618-1: Additional Signing Requirements, w/Supplement  
907-618-4: Placement of Temporary Traffic Stripe  
907-626-14: Double Drop Thermoplastic Markings, w/Supplement  
907-626-15: Thermoplastic Traffic Markings  
907-720-1: Pavement Marking Materials

-- CONTINUED ON NEXT PAGE --

- 906-3: MDOT On-the-Job Training Program
- 906-6: MDOT On-the-Job Training Program - Alternate Program

SECTION 905 - PROPOSAL,  
PROPOSAL SHEET NOS. 2-1 THRU 2-4,  
COMBINATION BID PROPOSAL,  
CERTIFICATE OF PERFORMANCE - PRIOR FEDERAL-AID CONTRACTS,  
NON-COLLUSION CERTIFICATE,  
SECTION 902 - CONTRACT FORM, AND SECTION 903 - CONTRACT BOND FORM,  
OCR-485

REVISIONS TO THE ABOVE WILL BE INDICATED ON THE  
SECOND SHEET OF SECTION 905 AS AN ADDENDUM

# MISSISSIPPI DEPARTMENT OF TRANSPORTATION

**SECTION 904 – NOTICE TO BIDDERS NO. 2332**

**CODE: (SP)**

**DATE: March 16, 2009**

**SUBJECT: Scope of Work**

**PROJECT: NH-0015-01(063) / 105439301 -- Franklin County**

The contract documents do not include an official set of construction plans, but may, by reference, include some Standard Drawings when so specified in a Notice to Bidders entitled, “Standard Drawings”. All other references to plans in the contract documents and Standard Specifications for Road and Bridge Construction are to be disregarded.

The work to be accomplished using the pay items and corresponding specifications set forth in the contract is to overlay a 8.2 mile section of U.S. Hwy 84 beginning 7.5 miles East of the Adams County Line and proceed East 8.2 miles to the West End of the Bude/Meadville By-Pass in Franklin County, Mississippi.

The Project will consist of:

1. Cold milling to remove an 1½” and variable depth at the BOP (0+00) & EOP (432+96), the intersections with concrete islands & concrete curb, and the “patch areas” prior to leveling. Asphalt operations shall commence within 48 hours of the completion of the first days milling operation.
2. Perform preleveling operations of ¾” and variable Hot Mix Asphalt, MT, 9.5 MM Mixture, Leveling (14’ wide) on the mainline roadway left & right of the centerline from the BOP (0+00) to the EOP (432+96).

The contractor shall take due care to maintain a uniform outside edge of pavement, and shall place asphalt to establish an approximate vertical face in order for granular material to be placed directly against an approximate vertical surface and not on a shelf of an underlying course. A rubber tire roller shall be used in obtaining compaction on this leveling lift of asphalt.

3. Placement of 1½” and variable thickness lift of HMA, MT, 9.5-mm (14’ wide) on the roadway left & right of the centerline. The finish cross-slope is to be 2% in tangent sections and the appropriate super elevation rate in horizontal curves.

Placement of 1½” and variable thickness lift of HMA, MT, 9.5-mm on the crossovers, intersections, local roads, streets and driveways ramps (as applicable).

Driveway aprons shall be paved ten feet wide as per the attached drawing and as directed by the Engineer. All turnouts shall be paved to the normal right of way line or as directed by the Engineer.

The Contractor shall remove existing pavement markers prior to placing Hot Mix Asphalt. The cost of removing these pavement markers is to be absorbed in other items.

4. Placement of granular material on the shoulders to raise the existing shoulders to the new grade, bladed, shaped, and compacted to a minimum slope of three-eighth inch per foot. Granular material will be placed directly on the shoulders and shall not be placed on the completed surface course. Light blading or mowing of the shoulders will be required prior to placement of the granular material.
5. Placement of all permanent pavement markings. Place rumble strip edge stripe (90 mil edge stripe) (spray and double drop beads) on both sides of the roadway from BOP (0+00) to EOP (432+96) or as directed by the Engineer. Placement of Crossover delineators from the BOP (0+00) to EOP (432+96) or as directed by the Engineer.

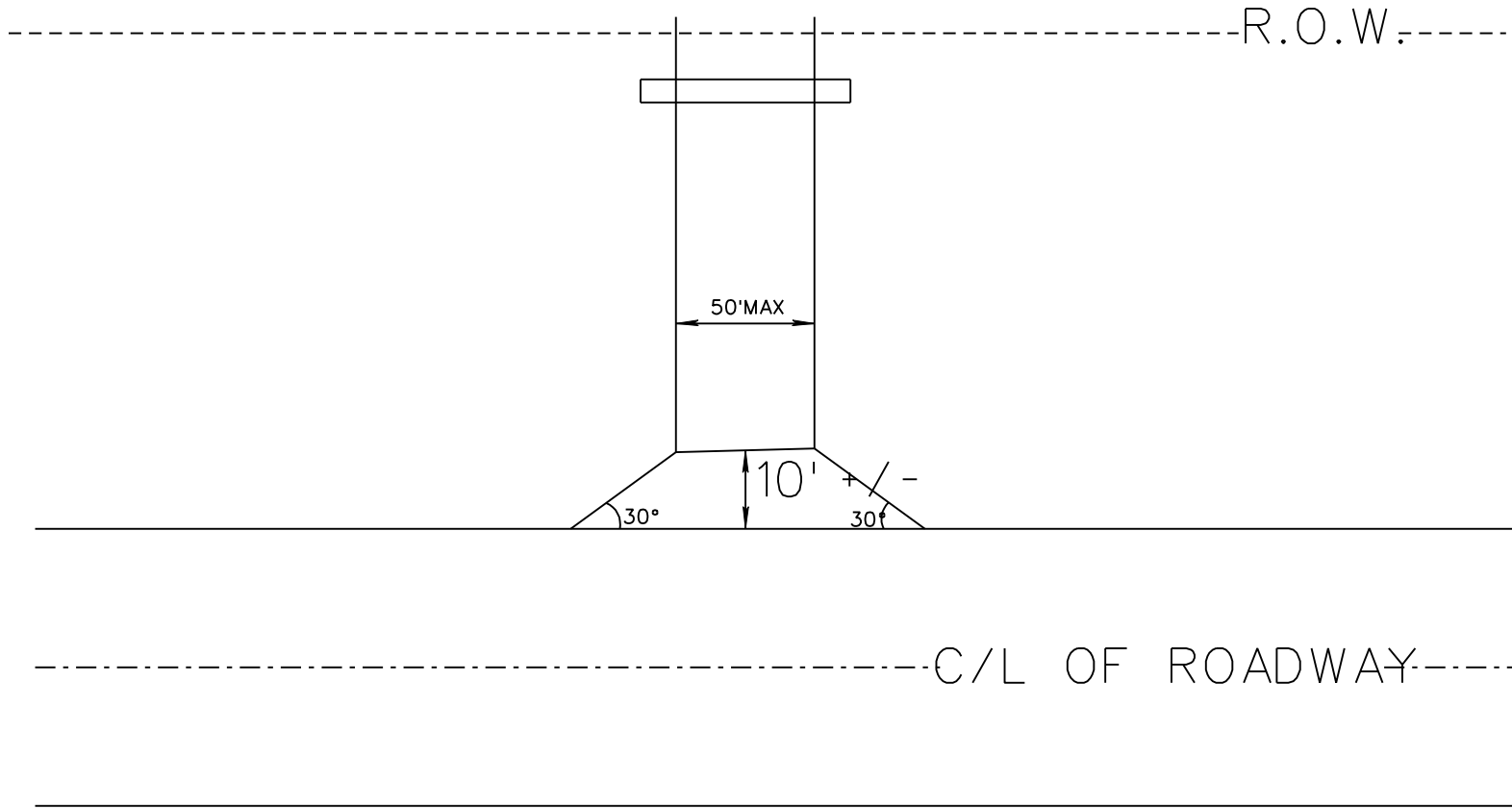
Incidental work that is necessary to complete the work will not be paid for in direct compensation and will be considered included in the bid prices for the listed items.

An asphalt taper shall be placed at the temporary joints caused by the milling or overlay in order to provide for the safe movement of traffic. The taper shall be three (3) feet in length per one inch of depth and will be an absorbed item.

Temporary stripe is required immediately after milling, preliminary leveling, and overlaying operations and prior to opening the area to traffic. Temporary stripe shall be placed in the same location and layout as permanent stripe.

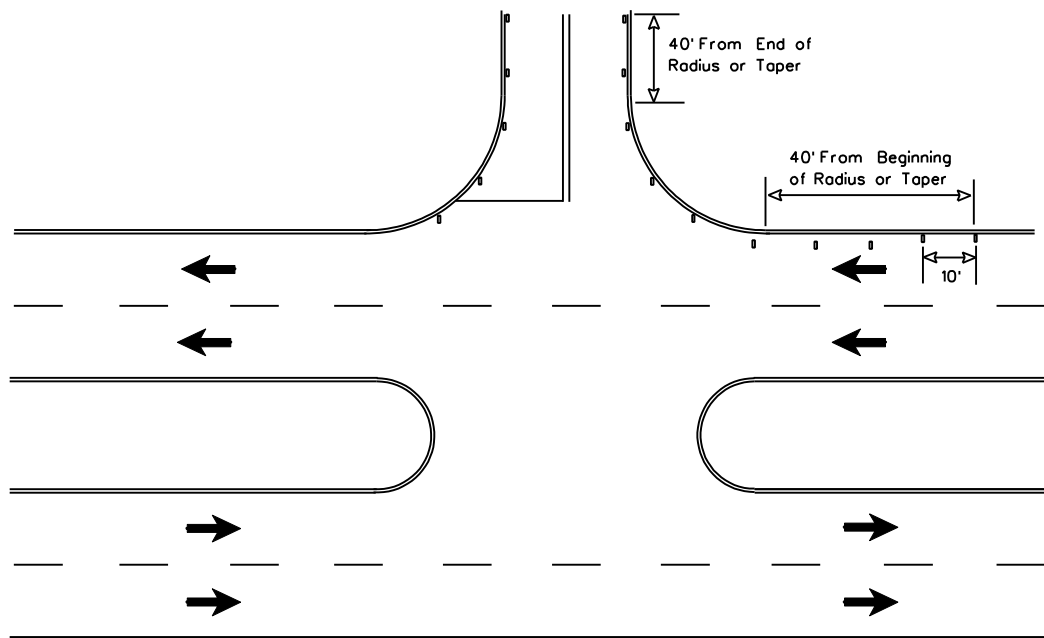
The contractor shall provide all signs and traffic handling devices necessary to safely maintain traffic around or through the work areas.

# PRIVATE DRIVEWAY DETAIL

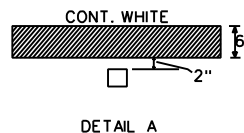


|       |             |
|-------|-------------|
| STATE | PROJECT NO. |
| MISS. |             |

## TYPICAL FOR RAISED PAVEMENT MARKERS PLACED ON SIDE ROAD RADIUS

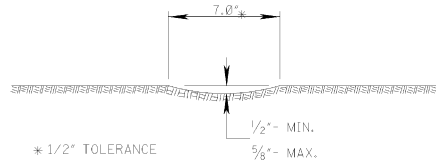


- NOTE 1. MARKERS SHALL BE PLACED EVERY 10 FEET.
- NOTE 2. MARKERS SHALL BE VISIBLE FROM THE TRAVELING MOTORIST ON STATE DESIGNATED HIGHWAYS.
- NOTE 3. MARKERS SHALL BE HIGH PERFORMANCE TWO WAY CLEAR.
- NOTE 4. CHANNELIZED INTERSECTIONS WILL REQUIRE MORE MARKERS THAN STANDARD INTERSECTIONS DUE TO LONGER TAPER.
- NOTE 5. FIVE (5) MARKERS SHALL BE PLACED ON MAINLINE EDGE STRIPE.
- NOTE 6. MARKERS FOR COUNTY ROADS SHALL CONTINUE DOWN THE EDGE STRIPE A DISTANCE OF 40 FEET.

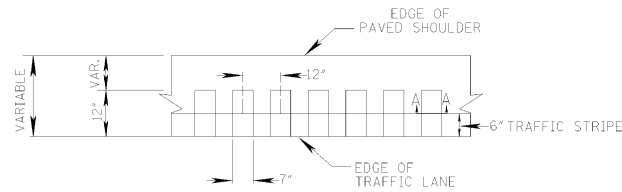


|           |              |   |              |
|-----------|--------------|---|--------------|
| REVISION  |              | MISSISSIPPI DEPARTMENT OF TRANSPORTATION                    |              |
|           |              | 4-LANE  |              |
|           |              | 2-WAY CLEAR RAISED PAVEMENT<br>MARKERS PLACED ON SIDE ROADS |              |
| FILENAME: | DESIGN TEAM: | CHECKED:  | DATE:        |
|           |              |   |              |
|           |              | WORKING NUMBER  | SHEET NUMBER |

|       |             |
|-------|-------------|
| STATE | PROJECT NO. |
| MISS. |             |

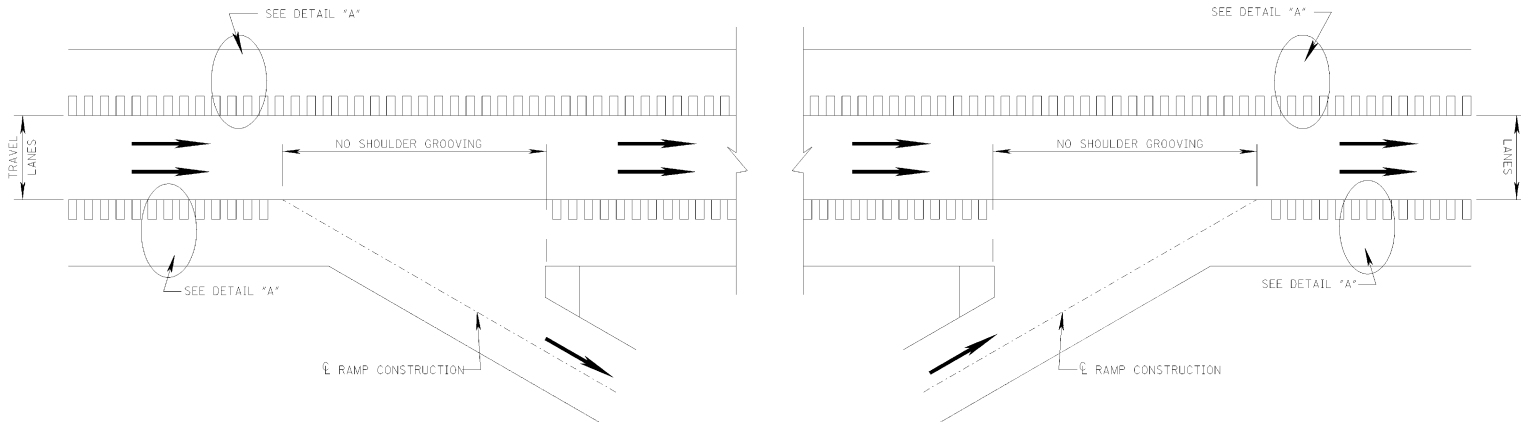


**SECTION "A-A"**



**DETAIL "A"**

- GENERAL NOTES**
- GROUND-IN RUMBLE STRIPS SHALL BE OMITTED ACROSS PRINCIPAL INTERSECTING ROADWAYS OR OTHER INTERRUPTIONS IN NORMAL SHOULDER WIDTH AS DIRECTED BY THE ENGINEER
  - GROUND-IN RUMBLE STRIPS SHALL BE APPLIED TO MAINLINE ONLY.



**PLAN**

NOT TO SCALE  
 DETAILS OF  
 RUMBLE STRIPS  
 (GROUND-IN)

|  |              |
|--|--------------|
| MISSISSIPPI DEPARTMENT OF TRANSPORTATION |              |
| RUMBLE STRIPE FOR<br>4 LANE HIGHWAYS     |              |
| DATE                                     | FILENAME:    |
| DESIGN TEAM                              | CHECKED DATE |
| WORKING NUMBER<br>RS-4                   | SHEET NUMBER |

PLAN  
 RUMBLE STRIPE FOR 4 LANE HIGHWAY  
 MISSISSIPPI DEPARTMENT OF TRANSPORTATION  
 DATE: 01/20/2010



## **MISSISSIPPI DEPARTMENT OF TRANSPORTATION**

**SECTION 904 - NOTICE TO BIDDERS NO. 2438**


**CODE: (SP)**

**DATE: 03/16/2009**

**SUBJECT: American Recovery and Reinvestment Act (ARRA) Sign**

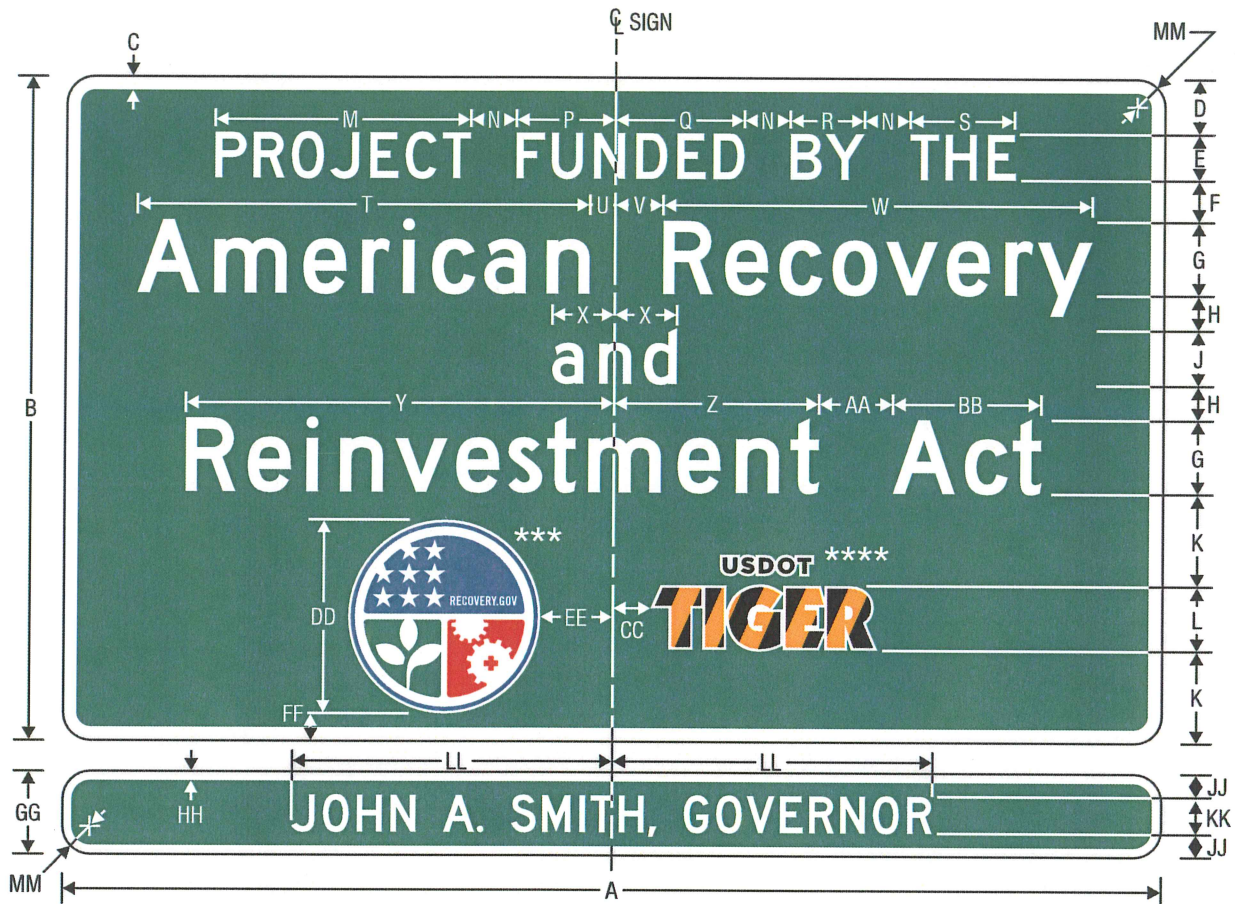
Bidders are hereby advised that the Contractor shall install, maintain, and remove two (2) economic recovery signs at the beginning (BOP) and end (EOP) of this project, unless otherwise directed by the Engineer. A picture of the signs and the dimensions of the signs are shown on the attached sheets. The signs shall be constructed, installed and maintained in accordance with the MUTCD, and Sections 618 & 619 of the Standard Specifications. These signs shall be fabricated from 0.125" sheet aluminum. Signs shall be mounted on three (3) - three pounds per linear foot (3 lbs. / ft.) U-Section posts. Each post shall be 14 feet long mounted onto another 14-foot U-Section post driven halfway into the ground. All cost of installing and maintaining the signs, including material, labor, posts, hardware, etc., will be measured and paid for under the pay item no. 619-D4.

**PROJECT FUNDING SOURCE SIGN ASSEMBLY  
AMERICAN RECOVERY AND REINVESTMENT ACT  
SIGN LAYOUT DETAILS**



PROJECT FUNDING SOURCE  
SIGN ASSEMBLY

# PROJECT FUNDING SOURCE SIGN ASSEMBLY AMERICAN RECOVERY AND REINVESTMENT ACT SIGN LAYOUT DETAILS



PROJECT FUNDING SOURCE SIGN AND OPTIONAL SUPPLEMENTAL PLAQUE

NOTE: SIGN SHALL NOT BE INSTALLED WITHOUT PROJECT FUNDING SOURCE PLAQUE (SEE SHEET 3).

NOTE: SEE SHEET NO. 6 FOR DETAILS OF SUPPLEMENTAL SIGN SHOWING COMMISSIONER'S NAMES.

|    |    |   |   |     |     |      |   |          |      |   |        |   |       |
|----|----|---|---|-----|-----|------|---|----------|------|---|--------|---|-------|
| A  | B  | C | D | E   | F   | G    | H | J        | K    | L | M      | N | P     |
|    |    |   |   |     |     |      |   |          |      |   |        |   |       |
| 84 | 54 | 1 | 5 | 4 C | 3.5 | 6 C* | 3 | 4D*(βLC) | 7.25 | 5 | 19.047 | 4 | 7.362 |

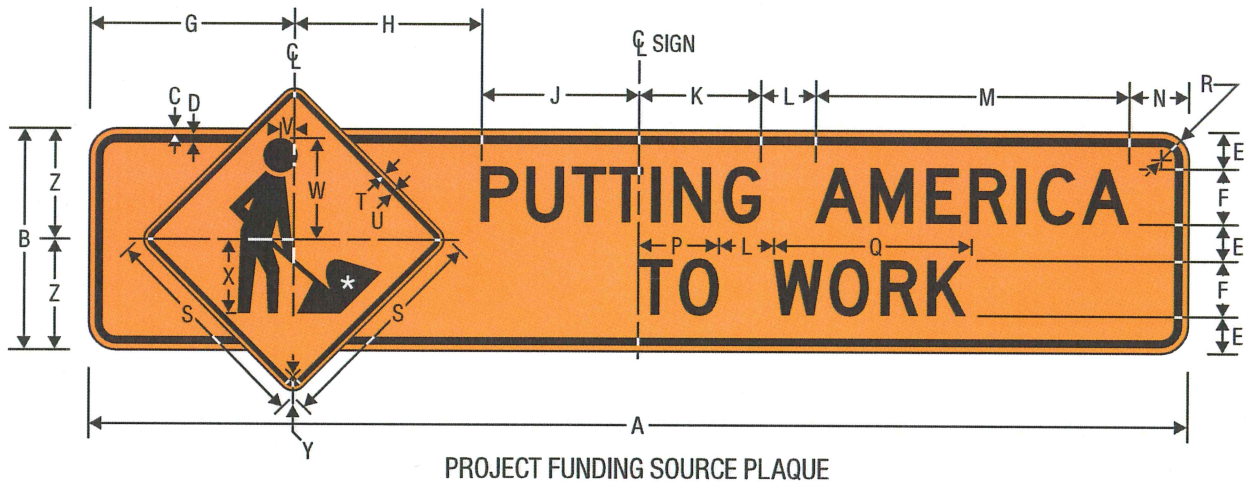
|       |       |       |        |       |       |        |       |        |        |    |        |    |    |
|-------|-------|-------|--------|-------|-------|--------|-------|--------|--------|----|--------|----|----|
| Q     | R     | S     | T      | U     | V     | W      | X     | Y      | Z      | AA | BB     | CC | DD |
|       |       |       |        |       |       |        |       |        |        |    |        |    |    |
| 9.484 | 5.162 | 7.763 | 31.722 | 2.415 | 3.585 | 30.552 | 4.542 | 30.911 | 14.737 | 6  | 10.175 | 3  | 15 |

|    |      |    |     |      |       |     |      |
|----|------|----|-----|------|-------|-----|------|
| EE | FF   | GG | HH  | JJ   | KK    | LL  | MM   |
|    |      |    |     |      |       |     |      |
| 6  | 2.25 | 9  | .75 | 2.75 | 3.5 C | VAR | 2.25 |

- \* Increase character spacing 50%
- \*\* Series C may be used for longer legends
- \*\*\* See Pictograph page 4
- \*\*\*\* See Pictograph page 5

COLORS: LEGEND, BORDER — WHITE (RETROREFLECTIVE)  
BACKGROUND — GREEN (RETROREFLECTIVE)

# PROJECT FUNDING SOURCE SIGN ASSEMBLY AMERICAN RECOVERY AND REINVESTMENT ACT SIGN LAYOUT DETAILS



NOTE: PLAQUE SHALL NOT BE INSTALLED WITHOUT SIGN (SEE SHEET 2).

\* See *Standard Highway Signs* Page 6-59 for symbol design.

| A  | B  | C     | D     | E   | F   | G      | H      | J     | K      | L | M      | N | P     |
|----|----|-------|-------|-----|-----|--------|--------|-------|--------|---|--------|---|-------|
|    |    |       |       |     |     |        |        |       |        |   |        |   |       |
| 84 | 18 | 0.375 | 0.625 | 3.5 | 4 D | 16.607 | 15.686 | 9.707 | 10.667 | 4 | 22.813 | 5 | 5.843 |

| Q      | R    | S  | T     | U     | V | W | X | Y   | Z |
|--------|------|----|-------|-------|---|---|---|-----|---|
|        |      |    |       |       |   |   |   |     |   |
| 14.009 | 2.25 | 18 | 0.375 | 0.625 | 1 | 7 | 6 | 1.5 | 9 |

COLORS: LEGEND, BORDER — BLACK  
BACKGROUND — ORANGE (RETROREFLECTIVE)


# PROJECT FUNDING SOURCE SIGN ASSEMBLY AMERICAN RECOVERY AND REINVESTMENT ACT SIGN LAYOUT DETAILS



RECOVERY  
Vector-Based, Vinyl-Ready Pictograph

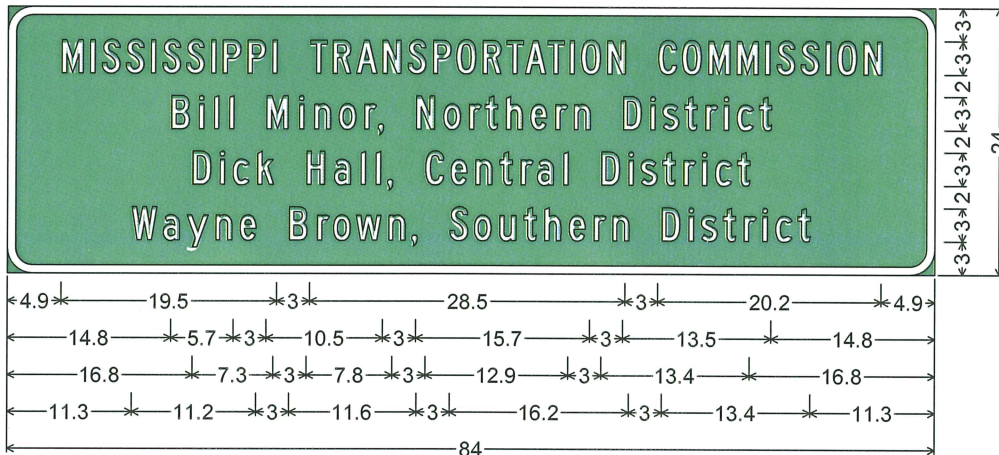
- |                          |                           |
|--------------------------|---------------------------|
| COLORS: LEGEND, OUTLINE  | — WHITE (RETROREFLECTIVE) |
| BORDER                   | — BLUE (RETROREFLECTIVE)  |
| BACKGROUND (UPPER)       | — BLUE (RETROREFLECTIVE)  |
| BACKGROUND (LOWER RIGHT) | — RED (RETROREFLECTIVE)   |
| BACKGROUND (LOWER LEFT)  | — GREEN (RETROREFLECTIVE) |

**PROJECT FUNDING SOURCE SIGN ASSEMBLY  
AMERICAN RECOVERY AND REINVESTMENT ACT  
SIGN LAYOUT DETAILS**



USDOT TIGER  
Vector-Based, Vinyl-Ready Pictograph

COLORS: OUTLINE — WHITE (RETROREFLECTIVE)  
USDOT LEGEND — BLACK  
TIGER DIAGONALS — BLACK,  
ORANGE (RETROREFLECTIVE)



2.3" Radius, 0.8" Border, White on Green;

"MISSISSIPPI TRANSPORTATION COMMISSION" C; "Bill Minor, Northern District" C;

"Dick Hall, Central District" C; "Wayne Brown, Southern District" C;

Table of distances between letter and object lefts.

|      |     |     |     |     |     |     |     |     |      |     |     |     |     |     |     |     |     |   |   |
|------|-----|-----|-----|-----|-----|-----|-----|-----|------|-----|-----|-----|-----|-----|-----|-----|-----|---|---|
| 4.9  | M   | I   | S   | S   | I   | S   | S   | I   | P    | P   | I   |     |     |     |     |     |     |   |   |
| 2.5  | 1.1 | 2.1 | 2.3 | 1.1 | 2.1 | 2.3 | 1.0 | 2.3 | 2.3  |     |     |     |     |     |     |     |     |   |   |
|      | T   | R   | A   | N   | S   | P   | O   | R   | T    | A   | T   | I   | O   | N   |     |     |     |   |   |
| 3.4  | 2.0 | 2.2 | 2.3 | 2.3 | 2.3 | 2.1 | 2.4 | 2.2 | 1.6  | 2.1 | 2.0 | 1.0 | 2.4 |     |     |     |     |   |   |
|      | C   | O   | M   | M   | I   | S   | S   | I   | O    | N   |     |     |     |     |     |     |     |   |   |
| 4.6  | 2.2 | 2.3 | 2.6 | 2.6 | 1.1 | 2.1 | 2.3 | 1.0 | 2.4  | 1.6 | 4.9 |     |     |     |     |     |     |   |   |
| 14.8 | B   | I   | I   | I   | M   | I   | N   | O   | R    | ,   | N   | O   | R   | T   | H   | E   | R   | N |   |
| 2.5  | 1.4 | 1.4 | 3.4 | 2.9 | 1.4 | 2.2 | 2.3 | 1.3 | 3.4  | 2.5 | 2.3 | 1.4 | 1.9 | 2.2 | 2.3 | 1.7 |     |   |   |
|      | D   | I   | S   | T   | R   | I   | C   | T   |      |     |     |     |     |     |     |     |     |   |   |
| 4.4  | 2.5 | 1.1 | 2.0 | 1.9 | 1.7 | 1.2 | 2.0 | 1.1 | 14.8 |     |     |     |     |     |     |     |     |   |   |
| 16.8 | D   | I   | C   | K   | H   | A   | I   | I   | ,    | C   | E   | N   | T   | R   | A   | I   |     |   |   |
| 2.4  | 1.2 | 2.2 | 4.5 | 2.5 | 2.4 | 1.4 | 1.0 | 3.5 | 2.2  | 2.3 | 2.2 | 1.9 | 1.5 | 2.4 |     |     |     |   |   |
|      | D   | I   | S   | T   | R   | I   | C   | T   |      |     |     |     |     |     |     |     |     |   |   |
| 3.4  | 2.5 | 1.1 | 1.9 | 1.9 | 1.7 | 1.2 | 2.0 | 1.1 | 16.8 |     |     |     |     |     |     |     |     |   |   |
| 11.3 | W   | A   | Y   | N   | E   | B   | R   | O   | W    | N   | ,   | S   | O   | U   | T   | H   | E   | R | N |
| 2.8  | 2.1 | 2.6 | 2.3 | 4.4 | 2.6 | 1.4 | 2.1 | 3.0 | 2.1  | 3.4 | 2.2 | 2.3 | 2.1 | 2.0 | 2.2 | 2.2 | 1.7 |   |   |
|      | D   | I   | S   | T   | R   | I   | C   | T   |      |     |     |     |     |     |     |     |     |   |   |
| 4.5  | 2.5 | 1.1 | 1.9 | 1.9 | 1.7 | 1.2 | 2.0 | 1.1 | 11.3 |     |     |     |     |     |     |     |     |   |   |

COLORS: LEGEND, BORDER — WHITE (RETROREFLECTIVE)  
 BACKGROUND — GREEN (RETROREFLECTIVE)

Overlying approximately 8 miles of U.S. Hwy 84 west the Bude/Meadville By-Pass, known as Federal Aid Project No. NH-0015-01(063) / 105439301, in the County of Franklin, State of Mississippi.

I (We) agree to complete the entire project within the specified contract time.

**\*\*\* SPECIAL NOTICE TO BIDDERS \*\*\***

**BIDS WILL NOT BE CONSIDERED UNLESS BOTH UNIT PRICES AND ITEM TOTALS ARE ENTERED.  
 BIDS WILL NOT BE CONSIDERED UNLESS THE BID CERTIFICATION LOCATED AT THE END OF THE BID SHEETS IS SIGNED**

**\*\*\*BID SCHEDULE\*\*\***

| Line No.             | Item Code | Adj Code | Quantity | Units       | Description                                     | Unit Price |     | Item Amount |    |
|----------------------|-----------|----------|----------|-------------|---|------------|-----|-------------|----|
|                      |           |          |          |             |   | Dollar     | Ct  | Dollar      | Ct |
| <b>Roadway Items</b> |           |          |          |             |   |            |     |             |    |
| 0010                 | 304-A029  | (GY )    | 14,193   | Cubic Yard  | Granular Material, LVM, Class 6, Group D        |            |     |             |    |
| 0020                 | 406-A001  |          | 5,909    | Square Yard | Cold Milling of Bituminous Pavement, All Depths |            |     |             |    |
| 0030                 | 423-A001  |          | 33       | Mile        | Rumble Strips, Ground In                        |            |     |             |    |
| 0040                 | 618-A001  |          | 1        | Lump Sum    | Maintenance of Traffic                          | XXXXXXXX   | XXX |             |    |
| 0050                 | 618-B001  |          | 1        | Square Feet | Additional Construction Signs                   | 10.        | 00  | 10.         | 00 |
| 0060                 | 619-A1002 |          | 33       | Mile        | Temporary Traffic Stripe, Continuous White      |            |     |             |    |
| 0070                 | 619-A2002 |          | 33       | Mile        | Temporary Traffic Stripe, Continuous Yellow     |            |     |             |    |
| 0080                 | 619-A3006 |          | 33       | Mile        | Temporary Traffic Stripe, Skip White            |            |     |             |    |



| Line No. | Item Code                     | Adj Code | Quantity | Units       | Description   | Unit Price |  | Bid Amount |  |
|----------|-------------------------------|----------|----------|-------------|---|------------|--|------------|--|
| 0090     | 619-A5001                     |          | 5,000    | Linear Feet | Temporary Traffic Stripe, Detail                              |            |  |            |  |
| 0100     | 619-A6001                     |          | 3,195    | Linear Feet | Temporary Traffic Stripe, Legend                              |            |  |            |  |
| 0105     | 619-D4001<br>Added 03/16/2009 |          | 116      | Square Feet | Directional Signs   |            |  |            |  |
| 0110     | 627-J001                      |          | 360      | Each        | Two-Way Clear Reflective High Performance Raised Markers      |            |  |            |  |
| 0120     | 627-K001                      |          | 1,772    | Each        | Red-Clear Reflective High Performance Raised Markers          |            |  |            |  |
| 0130     | 627-L001                      |          | 56       | Each        | Two-Way Yellow Reflective High Performance Raised Markers     |            |  |            |  |
| 0140     | 630-F003                      |          | 26       | Each        | Delineators, Flexible Post Mounted, Crossover, Type I, Green  |            |  |            |  |
| 0150     | 630-F004                      |          | 26       | Each        | Delineators, Flexible Post Mounted, Crossover, Type I, Yellow |            |  |            |  |
| 0160     | 630-F005                      |          | 18       | Each        | Delineators, Flexible Post Mounted, Crossover, Type II        |            |  |            |  |
| 0170     | 907-403-A010 (BA1 )           |          | 25,713   | Ton         | Hot Mix Asphalt, MT, 9.5-mm mixture                           |            |  |            |  |
| 0180     | 907-403-B006 (BA1 )           |          | 14,943   | Ton         | Hot Mix Asphalt, MT, 9.5-mm mixture, Leveling                 |            |  |            |  |
| 0190     | 907-626-A003                  |          | 16       | Mile        | 6" Thermoplastic Traffic Stripe, Skip White                   |            |  |            |  |

| Line No. | Item Code    | Adj Code | Quantity | Units       | Description   | Unit Price |  | Bid Amount |  |
|----------|--------------|----------|----------|-------------|---|------------|--|------------|--|
| 0200     | 907-626-C006 |          | 16       | Mile        | 6" Thermoplastic Double Drop Edge Stripe, Continuous White, 90 mil min  |            |  |            |  |
| 0210     | 907-626-F006 |          | 16       | Mile        | 6" Thermoplastic Double Drop Edge Stripe, Continuous Yellow, 90 mil min |            |  |            |  |
| 0220     | 907-626-G004 |          | 14,166   | Linear Feet | Thermoplastic Detail Stripe, White                                      |            |  |            |  |
| 0230     | 907-626-G005 |          | 20,150   | Linear Feet | Thermoplastic Detail Stripe, Yellow                                     |            |  |            |  |
| 0240     | 907-626-H004 |          | 4,260    | Linear Feet | Thermoplastic Legend, White   |            |  |            |  |

\*\*\* BID CERTIFICATION \*\*\*

TOTAL BID.....\$\_\_\_\_\_

\*\*\* DBE/WBE SECTION \*\*\*

Complete item nos. 1, 2, and/or 3 as appropriate. See Notice to Bidders addressing Disadvantaged Business Enterprises in Highway Construction.

1. I/We agree that no less than \_\_\_\_\_ percent shall be expended with small business concerns owned and controlled by socially and economically disadvantaged individuals (DBE and WBE).
2. Classification of Bidder: Small Business (DBE)\_\_\_\_\_ Small Business (WBE)\_\_\_\_\_
3. A joint venture with a Small Business (DBE/WBE): \_\_\_\_\_

\*\*\* SIGNATURE STATEMENT \*\*\*

BIDDER ACKNOWLEDGES THAT HE/SHE HAS CHECKED ALL ITEMS IN THIS PROPOSAL FOR ACCURACY AND CERTIFIED THAT THE FIGURES SHOWN THEREIN CONSTITUTE THEIR OFFICIAL BID.

\_\_\_\_\_  
BIDDER'S SIGNATURE

\_\_\_\_\_  
BIDDER'S COMPANY

\_\_\_\_\_  
BIDDER'S FEDERAL TAX ID NUMBER