

MDOT Use Only

Checked \_\_\_\_\_

Loaded \_\_\_\_\_

Keyed \_\_\_\_\_

3 -



SM No. CNH0009011132

# PROPOSAL AND CONTRACT DOCUMENTS

FOR THE CONSTRUCTION OF  
(NONEXEMPT)

3  
Construction necessary to make improvement to the intersection of U.S. Highway 61 and Catherine Devereux Road, known as Federal Aid Project No. NH-0009-01(113) / 102942301, in the County of Adams, State of Mississippi.

Project Completion: August 6, 2012

## NOTICE

**BIDDERS MUST PURCHASE A BOUND PROPOSAL FROM MDOT CONTRACT ADMINISTRATION DIVISION TO BID THIS PROJECT.**

Electronic addendum updates will be posted on [www.gomdot.com](http://www.gomdot.com)

**SECTION 900**  
**OF THE CURRENT**  
**(2004) STANDARD SPECIFICATIONS**  
**FOR ROAD AND BRIDGE CONSTRUCTION**  
**MISSISSIPPI DEPARTMENT OF TRANSPORTATION**  
**JACKSON, MISSISSIPPI**

**BIDDER CHECK LIST  
(FOR INFORMATION ONLY)**

- \_\_\_\_\_ All unit prices and item totals have been entered in accordance with Subsection 102.06 of the Mississippi Standard Specifications for Road and Bridge Construction.
- \_\_\_\_\_ If the bid sheets were prepared using the Electronic Bid System, proposal sheets have been stapled and inserted into the proposal package.
- \_\_\_\_\_ First sheet of SECTION 905--PROPOSAL has been completed.
- \_\_\_\_\_ Second sheet of SECTION 905--PROPOSAL has been completed and signed.
- \_\_\_\_\_ Addenda, if any, have been acknowledged. Second sheet of Section 905 listing the addendum number has been substituted for the original second sheet of Section 905. Substituted second sheet of Section 905 has been properly completed, signed, and added to the proposal.
- \_\_\_\_\_ DBE/WBE percentage, when required by contract, has been entered on last sheet of the bid sheets of SECTION 905 - PROPOSAL.
- \_\_\_\_\_ Form OCR-485, when required by contract, has been completed and signed.
- \_\_\_\_\_ The last sheet of the bid sheets of SECTION 905--PROPOSAL has been signed.
- \_\_\_\_\_ Combination Bid Proposal of SECTION 905--PROPOSAL has been completed for each project which is to be considered in combination (See Subsection 102.11).
- \_\_\_\_\_ Equal Opportunity Clause Certification, when included in contract, has been completed and signed.
- \_\_\_\_\_ The Certification regarding Non-Collusion, Debarment and Suspension, etc. has been executed in duplicate.
- \_\_\_\_\_ A certified check, cashier's check or bid bond payable to the State of Mississippi in the principal amount of 5% of the bid has been included with project number identified on same. A bid bond has been signed by the bidder and has also been signed or countersigned by a Mississippi Agent or Qualified Nonresident Agent for the Surety with Power of Attorney attached.
- \_\_\_\_\_ Non-resident Bidders: ON STATE FUNDED PROJECTS ONLY, a copy of the current laws regarding any preference for local Contractors from State wherein domiciled has been included. See Subsection 103.01, Mississippi Standard Specifications for Road and Bridge Construction, and Section 31-7-47, MCA, 1972 regarding this matter.

Return the proposal and contract documents in its entirety in a sealed envelope. **DO NOT** remove any part of the contract documents; exception - an addendum requires substitution of second sheet of Section 905. A stripped proposal is considered as an irregular bid and will be rejected.

Failure to complete any or all of the applicable requirements will be cause for the proposal to be considered irregular.

**MISSISSIPPI DEPARTMENT OF TRANSPORTATION**

**SECTION 904 - NOTICE TO BIDDERS NO. 3041**

**CODE: (SP)**

**DATE: 03/24/2010**

**SUBJECT: Readvertisement**

**PROJECT: NH-0009-01(113) / 102942301 - Adams County**

The contents of this proposal are the same as when advertised for a November 2009 Letting, except as follows:

- Added this Notice To Bidders No. 3041;
- Revised the Advertisement;
- Revised the Table of Contents;
- Replaced Notice To Bidders No. 14 with Notice To Bidders No. 2904;
- Deleted Notice To Bidders No. 1869;
- Deleted Notice To Bidders No. 2361;
- Deleted Notice To Bidders No. 2400;
- Replaced Notice To Bidders No. 2817 with Notice To Bidders No. 2858;
- Revised Notice To Bidders No. 2822;
- Revised Notice To Bidders No. 2823;
- Added Notice To Bidders No. 2937;
- Added Notice To Bidders No. 2976;
- Added Notice To Bidders No. 3038;
- Added Notice To Bidders No. 3039;
- Added Notice To Bidders No. 3040;
- Added Special Provision No. 907-101-4;
- Added Special Provision No. 907-102-4, W/ Supplement;
- Added Special Provision No. 907-103-8;
- Replaced Special Provision Nos. 907-107-1 w/ Supplement & 907-107-6 w/ Supplement  
with Special Provision Nos. 907-107-7 w/ Supplement;
- Replaced Special Provision No. 907-107-3 with Special Provision Nos. 907-107-8;

Replaced Special Provision No. 907-108-17 with Special Provision Nos. 907-108-18 w/  
Supplement;

Replaced Special Provision No. 907-109-3 w/ Supplement with Special Provision Nos. 907-  
109-4 w/ Supplement;

Deleted Special Provision No. 907-213-2;

Replaced Special Provision No 907-225-1 w/ Supplement with Special Provision No. 907-  
225-2;

Replaced Special Provision No 907-234-3 with Special Provision No. 907-234-4;

Added Special Provision No. 907-237-3;

Added Special Provision No. 907-245-2;

Added Special Provision No. 907-246-2;

Added Special Provision No. 907-401-4;

Added Special Provision No. 907-403-9;

Revised the Bid Sheets;

Revised the Bond Forms;

Deleted the Progress Schedule.

# MISSISSIPPI DEPARTMENT OF TRANSPORTATION

## TABLE OF CONTENTS

**PROJECT: NH-0009-01(113) / 105942301 - Adams County**

### **READVERTISEMENT NOTICE TO BIDDER NO. 3041**

901--Advertisement

904--Notice to Bidders:	Governing Specs. - # 1
	Final Cleanup - # 3
	Fiber Reinforced Concrete - #640
	Disadvantage Business Enterprise, <u>W/Supplement</u> - # 696
	On-The-Job Training Program - # 777
	Payroll Requirements - # 883
	Errata & Modifications to 2004 Standard Specifications - #1405
	Safety Apparel - #1808
	Federal Bridge Formula - #1928
	Department of Labor Ruling - #2239
	Status of ROW, <u>W/Attachments</u> - #2382
	DBE Forms, Participation and Payment - # 2596
	Use of Precast Drainage Units - # 2774
	Non-Quality Control / Quality Assurance Concrete - #2818
	Contract Time - # 2822
	Specialty Items - # 2823
	General Requirements - # 2827
	Cooperation Between Contractors - # 2828
	Other Permits - # 2840
	Petroleum Products Base Price - # 2858
	Storm Water Discharge With Construction Activities ( $\geq 1$ and $< 5$ Acres) - # 2904
	Reduced Speed Limit Signs - #2937
	Additional Erosion Control Requirements - # 2976
	Warm Mix Asphalt (WMA) - # 3038
	Alternate Asphalt Mixture - # 3039
	Plan Sheets - # 3040
	Placement of Fill Material in Federally Regulated Areas - # 3050
906:	Required Federal Contract Provisions -- FHWA-1273, <u>W/Supplements</u>
907-101-4:	Definitions
907-102-4:	Bidding Requirements and Conditions, <u>W/Supplement</u>
907-103-8:	Award and Execution of Contract
907-104-1:	Partnering Process
907-105-3:	Cooperation By Contractors, <u>W/Supplement</u>
907-107-7:	Legal Relations and Responsibility to Public, <u>W/Supplement</u>
907-107-8:	Contractor's Erosion Control Plan
907-108-18:	Prosecution and Progress, <u>W/Supplement</u>
907-109-4:	Measurement and Payment, <u>W/Supplement</u>
907-110-1:	Wage Rates
907-225-2:	Grassing
907-226-1:	Temporary Grassing

-- CONTINUED ON NEXT PAGE --

**PAGE 2      PROJECT: NH-0009-01(113) / 105942301 - Adams County**

- 907-230-10: Tree and Shrub Planting
- 907-233-1: Tree Bark Mulch
- 907-234-4: Siltation Barriers
- 907-237-3: Wattles
- 907-245-2: Triangular Silt Dikes
- 907-246-2: Sandbags
- 907-304-12: Granular Courses
- 907-307-3: Lime Treated Courses
- 907-308-3: Cement Treated Courses
- 907-311-2: Lime-Fly Ash Treated Courses
- 907-401-2: Hot Mix Asphalt (HMA), W/Supplement
- 907-401-4: Warm Mix Asphalt (WMA)
- 907-403-4: Hot Mix Asphalt (HMA), W/Supplement
- 907-403-9: Warm Mix Asphalt (WMA)
- 907-407-1: Tack Coat
- 907-601-1: Structural Concrete
- 907-617-2: Right-Of-Way Markers
- 907-618-4: Placement of Temporary Traffic Stripe
- 907-626-15: Thermoplastic Traffic Markings
- 907-630-3: Contractor Designed Overhead Sign Supports
- 907-639-4: Traffic Signal Equipment Poles
- 907-649-3: Video Vehicle Detection
- 907-681-2: Submittal Data
- 907-682-11: Roadway Lighting System
- 907-701-3: Hydraulic Cement, W/Supplement
- 907-703-8: Aggregate
- 907-711-4: Synthetic Structural Fiber Reinforcement
- 907-713-1: Admixtures for Concrete
- 907-714-5: Miscellaneous Materials, W/Supplement
- 907-715-3: Roadside Development Materials
- 907-720-1: Pavement Marking Materials
- 907-804-8: Concrete Bridges and Structures, W/Supplement
- 907-811-3: Disc Bearing
  
- 906-3: MDOT On-the-Job Training Program
- 906-6: MDOT On-the-Job Training Program - Alternate Program

SECTION 905 - PROPOSAL,  
PROPOSAL BID SHEETS,  
COMBINATION BID PROPOSAL,  
CERTIFICATION OF PERFORMANCE - PRIOR FEDERAL-AID CONTRACTS,  
CERTIFICATION REGARDING NON-COLLUSION, DEBARMENT AND SUSPENSION,  
SECTION 902 - CONTRACT FORM, AND SECTION 903 - CONTRACT BOND FORM,  
PILE DRIVING FORM,  
OCR-485.

(REVISIONS TO THE ABOVE WILL BE INDICATED ON THE SECOND SHEET OF SECTION 905  
AS ADDENDA)

# MISSISSIPPI DEPARTMENT OF TRANSPORTATION

## SECTION 901 - ADVERTISEMENT

Sealed bids will be received by the Mississippi Transportation Commission in the Office of the Contract Administration Engineer, Room 1013, Mississippi Department of Transportation Administration Building, 401 North West Street, Jackson, Mississippi, until 10:00 o'clock A.M., Tuesday, April 27, 2010; and shortly thereafter publicly opened on the Sixth Floor for:

Construction necessary to make improvement to the intersection of U.S. Highway 61 and Catherine Devereux Road, known as Federal Aid Project No. NH-0009-01(113) / 102942301, in the County of Adams, State of Mississippi.

The attention of bidders is directed to the Contract Provisions governing selection and employment of labor. Minimum wage rates have been predetermined by the Secretary of Labor and are subject to Public Law 87-58 1, Work Hours Act of 1962, as set forth in the Contract Provisions.

The Mississippi Department of Transportation hereby notifies all bidders that it will affirmatively insure that in any contract entered into pursuant to this advertisement, disadvantaged business enterprises will be afforded full opportunity to submit bids in response to this invitation and will not be discriminated against on the grounds of race, color, sex, age, disability, religion or national origin in consideration for an award.

**The award of this contract will be contingent upon the Contractor satisfying the DBE requirements.**

Bid proposals must be acquired from the MDOT Contract Administration Division. These proposal are available at a cost of Ten Dollars (\$10.00) per proposal. Specimen proposals are also available at the MDOT Contract Administration Division at a cost of Ten Dollars (\$10.00) per proposal, or can be viewed or downloaded at no cost at [www.gomdot.com](http://www.gomdot.com).

Plans may be acquired on a cost per sheet basis from MDOT Plans Print Shop, MDOT Shop Complex, Building C, Room 114, 2567 North West Street, Jackson, Mississippi 39216, Telephone (601) 359-7460 or e-mail at [plans@mdot.state.ms.us](mailto:plans@mdot.state.ms.us) or FAX (601) 359-7461. Plans will be shipped upon receipt of payment.

Bid bond, signed or countersigned by a [Mississippi Agent or Qualified Nonresident Agent](#), with Power of Attorney attached or on file with the Contract Administration Engineer of the Department, a Cashier's check or Certified Check for five (5%) percent of bid, payable to STATE OF MISSISSIPPI, must accompany each proposal.

The attention of bidders is directed to the provisions of Subsection 102.07 pertaining to irregular proposals and rejection of bids.

LARRY L. "BUTCH" BROWN  
EXECUTIVE DIRECTOR

# MISSISSIPPI DEPARTMENT OF TRANSPORTATION

**SECTION 904 - NOTICE TO BIDDERS NO. 1**

**CODE: (IS)**

**DATE: 05/03/2004**

**SUBJECT: Governing Specifications**

The current (2004) Edition of the Standard Specifications for Road and Bridge Construction adopted by the Mississippi Transportation Commission is made a part hereof fully and completely as if it were attached hereto, except where superseded by special provisions, or amended by revisions of the Specifications contained herein. Copies of the specification book may be purchased from the MDOT Construction Division.

A reference in any contract document to controlling requirements in another portion of the contract documents shall be understood to apply equally to any revision or amendment thereof included in the contract.

In the event the plans or proposal contain references to the 1990 Edition of the Standard Specifications for Road and Bridge Construction, it is to be understood that such references shall mean the comparable provisions of the 2004 Edition of the Standard Specifications.



## MISSISSIPPI DEPARTMENT OF TRANSPORTATION

**SECTION 904 - NOTICE TO BIDDERS NO. 3**

**CODE: (SP)**

**DATE: 05/03/2004**

**SUBJECT: Final Clean-Up**

Immediately prior to final inspection for release of maintenance, the Contractor shall pick up, load, transport and properly dispose of all litter from the entire highway right-of-way that is within the termini of the project.

Litter shall include, but not be limited to, solid wastes such as glass, paper products, tires, wood products, metal, synthetic materials and other miscellaneous debris.

Litter removal is considered incidental to other items of work and will not be measured for separate payment.

## MISSISSIPPI DEPARTMENT OF TRANSPORTATION

| SECTION 904 - NOTICE TO BIDDERS NO. 640

CODE: (IS)

| DATE: 09/26/2005

SUBJECT: Fiber Reinforced Concrete

Bidders are hereby advised that synthetic structural fibers meeting the requirements of Subsection 907-711.04 may be used in lieu of wire mesh in some items of construction. Substitution of fibers for wire mesh will be allowed in the construction of paved ditches, paved flumes, paved inlet apron, driveways, guard rail anchors and pile encasements. Substitution in any other items of work must be approved by the State Construction Engineer prior to use.

## **SUPPLEMENT TO NOTICE TO BIDDERS NO. 696**

**DATE: 11/06/2009**

The goal is 5 percent for the Disadvantaged Business Enterprise. The low bidder is required to submit Form OCR-481 for all DBEs. Bidders are advised to check the bid tabulation link for this project on the MDOT website (<http://www.gomdot.com/applications/bidsystem/currentletting.aspx>) for results. Bid tabulations are usually posted by 3:00 pm on Letting Day.

Form OCR-481 is available at [http://www.gomdot.com/Divisions/CivilRights/Resources/Forms/pdf/MDOT\\_OCR481.pdf](http://www.gomdot.com/Divisions/CivilRights/Resources/Forms/pdf/MDOT_OCR481.pdf) or by calling 601-359-7466.

Subparagraph (2) under Award on page 6 indicates that the OCR-481 form is to be submitted to Contract Administration Division. Instead of submitting this form to Contract Administration Division, all OCR-481s must be returned within 10 days following the bid letting to the MDOT Office of Civil Rights, P.O. Box 1850, Jackson, MS 39215-1850.

For answers to questions, contact the MDOT Office of Civil Rights at (601) 359-7466.

The bidder's execution of the signature portion of the proposal shall constitute execution of the following assurance:

The bidder hereby gives assurance pursuant to the applicable requirements of "Safe, Accountable, Flexible, Efficient Transportation Equity Act, A Legacy For Users (SAFETEA-LU)" and "Part 26, Title 49, Code of Federal Regulation" that the bidder has made a good faith effort to meet the contract goal for DBE participation for which this proposal is submitted.

A pre-bid meeting will be held in Amphitheater 1 & 2 of the Hilton Jackson located at I-55 and County Line Road, Jackson, Mississippi at 2:00 P.M. on the day preceding the date of the bid opening.

This meeting is to inform DBE firms of subcontracting and material supply opportunities. Attendance at this meeting is considered of prime importance in demonstrating good faith effort to meet the contract goal.

A list of "Certified DBE Contractors" which have been certified as such by the Mississippi Department of Transportation and other Unified Certification Partners (UPC) can be found on the Mississippi Department of Transportation website at [www.gomdot.com](http://www.gomdot.com). The DBE firm must be on the Department's list of "Certified DBE Contractors" that is posted online at the time the job is let and approved by MDOT to count towards meeting the DBE goal.

## MISSISSIPPI DEPARTMENT OF TRANSPORTATION

SECTION 904 - NOTICE TO BIDDERS NO. 696

CODE: (IS)

DATE: 12/20/2005

SUBJECT: DISADVANTAGED BUSINESS ENTERPRISES IN FEDERAL-AID HIGHWAY CONSTRUCTION

This contract is subject to the [Safe, Accountable, Flexible, Efficient Transportation Equity Act, A Legacy For Users \(SAFETEA-LU\)](#) and applicable requirements of "Part 26, Title 49, Code of Federal Regulations." Portions of the Act are set forth in this Notice as applicable to compliance by the Contractor and all of the Act, and the MDOT DBE Program, is incorporated by reference herein.

The Department has developed a Disadvantaged Business Enterprise Program that is applicable to this contract and is made a part thereof by reference.

Copies of the program may be obtained from:

Office of Civil Rights  
Mississippi Department of Transportation  
P. O. Box 1850  
Jackson, Mississippi 39215-1850

### **POLICY**

It is the policy of the Mississippi Department of Transportation to provide a level playing field, to foster equal opportunity in all federally assisted contracts, to improve the flexibility of the DBE Program, to reduce the burdens on small businesses, and to achieve that amount of participation that would be obtained in a non-discriminatory market place. In doing so, it is the policy of MDOT that there will be no discrimination in the award and performance of federally assisted contracts on the basis of race, color, sex, age, religion, national origin, or any handicap.

### **ASSURANCES THAT CONTRACTORS MUST TAKE:**

MDOT will require that each contract which MDOT signs with a subrecipient or a Contractor, and each subcontract the Prime Contractor signs with a Subcontractor, includes the following assurances:

“The Contractor, subrecipient or Subcontractor shall not discriminate on the basis of race, color, national origin, or sex in the performance of this contract. The Contractor shall carry out applicable requirements of 49 CFR 26 in the award and administration of federally assisted contracts. Failure by the Contractor to carry out these requirements is a material breach of this contract, which may result in the termination of this contract or such other remedy as MDOT deems appropriate.”

**DEFINITIONS**

For purposes of this provision the following definitions will apply:

"Disadvantaged Business" means a small business concern: (a) which is at least 51 percent owned by one or more socially and economically disadvantaged individual(s) or in the case of any publicly owned business, at least 51 percent of the stock of which is owned by one or more socially and economically disadvantaged individual(s); and (b) whose management and daily business operations are controlled by one or more of the socially and economically disadvantaged individual(s) who own it. It is important to note that the business owners themselves must control the operations of the business. Absentee ownership or title ownership by an individual who does not take an active role in controlling the business is not consistent with eligibility as a DBE under CFR 49 Part 26.71.

**CONTRACTOR'S OBLIGATION**

The Contractor and all Subcontractors shall take all necessary and reasonable steps to ensure that DBE firms can compete for and participate in the performance of a portion of the work in this contract and shall not discriminate on the basis of race, color, national origin, religion or sex. Failure on the part of the Contractor to carry out the DBE requirements of this contract constitutes a breach of contract and after proper notification the Department may terminate the contract or take other appropriate action as determined by the Department.

When a contract requires a zero percent (0%) DBE goal, the Contractor still has the responsibility to take all necessary and reasonable steps to ensure that DBE firms can compete for and participate in the performance of the work in the contract. **In this case**, all work performed by a certified DBE firm is considered to be a "race neutral" measure and the Department will receive DBE credit towards the overall State goals when the DBE firm is paid for their work. If the Prime Contractor is a certified DBE firm, the Department can receive DBE credit only for the work performed by the Prime Contractor's work force or any work subcontracted to another DBE firm. Work performance by a non-DBE Subcontractor is not eligible for DBE credit.

**CONTRACT GOAL**

The goal for participation by DBEs is established for this contract in the attached Supplement. The Contractor shall exercise all necessary and reasonable steps to ensure that participation is equal to or exceeds the contract goal.

The percentage of the contract that is proposed for DBEs shall be so stated on the last bid sheet of the proposal.

The apparent lowest responsive bidder shall submit to the Contract Administration Division Form OCR-481, signed by the Prime Contractor and the DBE Subcontractors, no later than the 10th day after opening of the bids.

FORMS ARE AVAILABLE FROM THE CONTRACT ADMINISTRATION DIVISION

The OCR-481 Form must contain the following information:

The name and address of each certified DBE Contractor / Supplier;

The Reference Number, percent of work and the dollar amount of each item. If a portion of an item is subcontracted, a breakdown of that item including quantities and unit price must be attached, detailing what part of the item the DBE firm is to perform and who will perform the remainder of the item.

If the DBE Commitment shown on the last bid sheet of the proposal, does not equal or exceed the contract goal, the bidder must submit, with the proposal, information to satisfy the Department that adequate good faith efforts have been made to meet the contract goal.

Failure of the lowest bidder to furnish acceptable proof of good faith efforts, submitted with the bid proposal, shall be just cause for rejection of the proposal. Award may then be made to the next lowest responsive bidder or the work may be readvertised.

The following factors are illustrative of matters the Department will consider in judging whether or not the bidder has made adequate good faith effort to satisfy the contract goal.

- (1) Whether the bidder attended the pre-bid meeting that was scheduled by the Department to inform DBEs of subcontracting opportunities;
- (2) whether the bidder advertised in general circulation, trade association, and minority-focus media concerning the subcontracting opportunities;
- (3) whether the bidder provided written notice to a reasonable number of specific DBEs that their interest in the contract is being solicited;
- (4) whether the bidder followed up initial solicitations of interest by contacting DBEs to determine with certainty whether they were interested;
- (5) whether the bidder selected portions of the work to be performed by DBEs in order to increase the likelihood of meeting the contract goal;
- (6) whether the bidder provided interested DBEs with adequate information about the plans, specifications and requirements of the contract;

- (7) whether the bidder negotiated in good faith with interested DBEs and did not reject them as unqualified without sound reasons based on a thorough investigation of their capabilities; and
- (8) whether the bidder made efforts to assist interested DBEs in obtaining any required bonding or insurance.

**DIRECTORY**

Included with this Bid Proposal is a list of "Certified DBE Contractors" which have been certified as such by the Mississippi Department of Transportation and other Unified Certification Partners (UCP).

The DBE firm must be on the Department's list of "Certified DBE Contractors" that is attached to this proposal and approved by MDOT to count towards meeting the DBE goal.

**REPLACEMENT**

If a DBE Subcontractor cannot perform satisfactorily, and this causes the OCR-481 commitment to fall below the contract goal, the Contractor shall take all necessary reasonable steps to replace the DBE with another certified DBE Subcontractor or submit information to satisfy the Mississippi Department of Transportation that adequate good faith efforts have been made to replace the DBE. The replacement DBE must be a DBE who was on the Department's list of "Certified DBE Contractors" when the job was awarded, and who is still active. All DBE replacements must be approved by the Department.

Under no circumstances shall the Prime or any Subcontractor perform the DBE's work (as shown on the OCR-481) without prior written approval from the Department. See "Sanctions" at the end of this document for penalties for performing DBE's work.

When a Contractor proposes to substitute/replace/terminate a DBE that was originally named on the OCR-481, the Contractor must obtain a release, in writing, from the named DBE explaining why the DBE Subcontractor cannot perform the work. A copy of the original DBE's release must be attached to the Contractor's written request to substitute/replace/terminate along with appropriate Subcontract Forms for the substitute/replacement/terminated Subcontractor, all of which must be submitted to the DBE Coordinator and approved, in advance, by MDOT.

**GOOD FAITH EFFORTS**

To demonstrate good faith efforts to replace any DBE that is unable to perform successfully, the Contractor must document steps taken to subcontract with another certified DBE Contractor. Such documentation shall include no less than the following:

- (a) Proof of written notification to certified DBE Contractors by certified mail that their interest is solicited in subcontracting the work defaulted by the previous DBE or in subcontracting other items of work in the contract.
- (b) Efforts to negotiate with certified DBE Contractors for specific items shall include as a minimum:
  - (1) The name, address, and telephone number of each DBE contacted;
  - (2) A description of the information provided about the plans and specifications for those portions of the work to be subcontracted; and
  - (3) A statement of why agreements were not reached.
- (c) For each DBE contacted that was rejected as unqualified, the reasons for such conclusion.
- (d) Efforts made to assist each DBE that needed assistance in obtaining bonding or insurance required by the Contractor.

Failure of the Contractor to demonstrate good faith efforts to replace a DBE Subcontractor that cannot perform as intended with another DBE Subcontractor, when required, shall be a breach of contract and may be just cause to be disqualified from further bidding for a period of up to 12 months after notification by certified mail.

**PARTICIPATION / DBE CREDIT**

Participation shall be counted toward meeting the goal in this contract as follows:

- (1) If the Prime Contractor is a certified DBE firm, only the value of the work actually performed by the DBE Prime can be counted towards the project goal, along with any work subcontracted to a certified DBE firm.
- (2) If the Contractor is not a DBE, the work subcontracted to a certified DBE Contractor will be counted toward the goal.
- (3) The Contractor may count toward the goal a portion of the total dollar value of a contract with a joint venture eligible under the standards of this provision equal to the percentage of the DBE partner in the joint venture.
- (4) Expenditures to DBEs that perform a commercially useful function may be counted toward the goal. A business is considered to perform a commercially useful function when it is responsible for the execution of a distinct element of the work and carries out its responsibilities by actually performing, managing, and supervising the work involved.



- (5) The Contractor may count 100% of the expenditures for materials and supplies obtained from certified DBE suppliers and manufacturers that produce goods from raw materials or substantially alters them for resale provided the suppliers and manufacturers assume the actual and contractual responsibility for the provision of the materials and supplies. The Contractor may count 60 percent of the expenditures to suppliers that are not manufacturers, provided the supplier performs a commercially useful function in the supply process. Within 30 days after receipt of the materials, the Contractor shall furnish to the DBE Coordinator invoices from the certified supplier to verify the DBE goal.
- (6) Any work that a certified DBE firm subcontracts or sub-subcontracts to a non-DBE firm will not count towards the DBE goal.
- (7) Only the dollars actually paid to the DBE firm may be counted towards the DBE goal.

### **AWARD**

Award of this contract to the low bidder will be contingent upon the following conditions:

- (1) Concurrence from Federal Highway Administration, when applicable.
- (2) Bidder must submit to the Contract Administration Division for approval, Form OCR-481 (DBE Commitment) no later than the 10th day after opening of the bids, or submit information with the bid proposal to satisfy the Department and that adequate good faith efforts have been made to meet the contract goal.
- (3) Bidder must submit **with the bid proposal** a list of all firms that submitted quotes for material supplies or items to be subcontracted. This information must be submitted on form OCR-485 in the back of the contract proposal.

Prior to the start of any work, the bidder must notify the Project Engineer, in writing, of the name of the designated "DBE Liaison Officer" for this project. This notification must be posted on the bulletin board at the project site.

### **DEFAULT**

The contract goal established by MDOT in this proposal must be met to fulfill the terms of the contract. The Contractor may list DBE Subcontractors and items that exceed MDOT's contract goal, but should unforeseen problems arise that would prevent a DBE from completing its total commitment percentage, the Contractor will meet the terms of the contract as long as it meets or exceeds MDOT's Contract Goal. For additional information, refer to "Replacement" section of this Notice.

## **DBE REPORTS**

- (1) OCR-481: Refer to "CONTRACT GOAL" section of this Notice to Bidders for information regarding this form.
- (2) OCR-482: At the conclusion of the project the Contractor will submit to the Project Engineer for verification of quantities and further handling Form OCR-482 whereby the Contractor certifies to the amounts of payments made to each Contractor / Supplier. The Project Engineer shall submit the completed Form OCR-482 to the DBE Coordinator (Office of Civil Rights). Final acceptance of the project is dependent upon Contract Administration Division's receipt of completed Form OCR-482 which they will receive from the Office of Civil Rights.
- (3) OCR-483: The Project Engineer/Inspector will complete Form OCR-483, the Commercially Useful Function (CUF) Performance Report, in accordance with MDOT S.O.P. No. OCR-03-09-01-483. Evaluations reported on this form are used to determine whether or not the DBE firm is performing a CUF. The Prime Contractor should take corrective action when the report contains any negative evaluations. DBE credit may be disallowed and/or other sanctions imposed if it is determined the DBE firm is not performing a CUF. This form should also be completed and returned to the DBE Coordinator (Office of Civil Rights).
- (4) OCR-484: Each month, the Contractor will submit to the Project Engineer OCR-484 certifying payments to all Subcontractors.
- (5) OCR-485: The bidder must submit **with the bid proposal** a list of all firms that submitted quotes for material supplies or items to be subcontracted.
- (6) OCR-487: Only used by Prime Contractors that are certified DBE firms. This form is used in determining the exact percentage of DBE credit for the specified project. It should be returned to MDOT with the OCR-481 form, or can also be returned with the Permission to Subcontract Forms (CAD-720 or CAD-725).

## **SANCTIONS**

The Department has the option to enforce any of the following penalties for failure of the Prime Contractor to fulfill the DBE goal as stated on the OCR-481 form or any violations of the DBE program guidelines:

- (1) Disallow credit towards the DBE goal
- (2) Withhold progress estimate payments
- (3) Deduct from the final estimate an amount equal to the unmet portion of the DBE goal

- (4) Recover an amount equal to the unmet contract goal
- (5) Debar the Contractor involved from bidding on Mississippi Department of Transportation projects.
- (6) Deduct from the Contractor's final estimate all or any combination of the following.

<u>Offense</u>	<u>Percentage of the monetary amount disallowed from (1) above</u>	<u>Lump Sum</u>
# 1	10%	\$ 5,000 or both
# 2	20%	\$ 10,000 or both
# 3	40%	\$ 20,000 & debarment

## MISSISSIPPI DEPARTMENT OF TRANSPORTATION

| SECTION 904 - NOTICE TO BIDDERS NO. 777

CODE: (IS)

| DATE: 04/13/2006

**SUBJECT: On-The-Job Training Program**

| Payment for training hours will be handled as outlined in Special Provision 906-6. A pay item for trainees will not be included in individual construction projects. Payment for training individuals will be processed in accordance with the conditions in MDOT's ON-THE-JOB TRAINING PROGRAM (Special Provision 906-6).

| On Federal-Aid projects, failure on the part of the Contractor to carryout the terms of the Alternate Training Special Provision (Special Provision 906-6) will be considered grounds to preclude the Contractor from participating in the Alternate On-The-Job Training Program. In the event the Department is required to preclude the Contractor from participating in the program, the Contractor will be required to adhere to the requirements of the Training Special Provision (Special Provision 906-3), for which purpose the special provision is also made a part of this proposal.

## MISSISSIPPI DEPARTMENT OF TRANSPORTATION

**SECTION 904 - NOTICE TO BIDDERS NO. 883**

**CODE: (IS)**

**DATE: 04/28/2006**

**SUBJECT: Payroll Requirements**

Bidders are hereby advised that the Contractor and Subcontractor(s) are required to submit payroll information to the Project Engineers on a weekly basis.

On Federal-Aid Projects, CAD-880, CAD-881 and certified payroll submissions are required each week the Contractor or a Subcontractor performs work on the project. This is addressed in Section V, page 6 of Form FHWA-1273.

On State-Funded Projects, CAD-880 is required each week the Contractor or a Subcontractor performs work on the project.

When no work is performed on either Federal-Aid and State-Funded Projects, the Contractor should only submit CAD-880 showing no work activities.

The Contractor shall make all efforts necessary to submit this information to the Project Engineer in a timely manner. The Engineer will have the authority to suspend the work wholly or in part and to withhold payments because of the Contractor's failure to submit the required information. Submission of forms and payrolls shall be current through the first full week of the month for the estimate period in order for the Project Engineer to process an estimate.

Bidders are advised to review the requirements regarding payroll submissions in Section 110 of the Standard Specifications.

# MISSISSIPPI DEPARTMENT OF TRANSPORTATION

SECTION 904 - NOTICE TO BIDDERS NO. 1405

CODE: (IS)

DATE: 03/15/2007

SUBJECT: ERRATA AND MODIFICATIONS TO THE 2004 STANDARD SPECIFICATIONS

<u>Page</u>	<u>Subsection</u>	<u>Change</u>
101	201.01	In the second sentence of the first paragraph, change “salvable” to “salvageable”.
107	202.04	In the fourth sentence of the fourth paragraph, change “yard” to “feet”.
107	202.05	In the list of units measurements for 202-B, add “square foot”.
132	211.03.4	In the second sentence of the second paragraph, change “planted” to “plated”.
192	306.02.4	In the first line of the first paragraph, delete the word “be”.
200	307.03.7	In the fourth sentence of the second paragraph, change “lime-fly ash” to “treated”.
236	401.01	Change the header from “Section 403” to “Section 401”.
242	401.02.3.2	In the first sentence of the third full paragraph, add “1/8” in the blank before the inch mark.
250	401.02.6.3	In the second sentence of the first paragraph on page 250, change “rutting over ”” to “rutting over 1/8” ”.
253	401.02.6.4.2	In the paragraph preceding the table, change “91.0” to “89.0”.
259	401.03.1.4	In the first paragraph, change “92.0 percent” to “the specified percentage (92.0 or 93.0)”.
269	403.03.2	In the table at the top of page 269, change the PI requirement from “ = ” to “ ≤ ”.

- 278 404.04 In the second sentence, change the subsection from “401.04” to “403.04”.
- 283 409.02.2 Change “PG 64-22” to “PG 67-22”.
- 294 413.02 In the first sentence of the second paragraph, change “707.02.1.3” to “Subsection 707.02.1.3”.
- 340 511.04 In the second sentence of the second paragraph, change “412” to “512”.
- 349 601.03.3 In the first sentence, change “804.03.2” to “804.03.5”.
- 355 603.02 Change the subsection reference for Joint mortar from “707.03” to “714.11”.
- 369 604.04 In the first sentence, change “601.04” to “Subsection 601.04”.
- 427 619.04 Delete the second paragraph.
- 442 625.04 In the third paragraph, change “626.04” to “Subsection 626.04”.
- 444 626.03.1.2 Delete the third sentence of the first paragraph.
- 464 631.02 Change the subsection reference for Water from “714.01.0” to “714.01.1”.
- 570 682.03 Change the subsection number from “682-03” to “682.03”.
- 575 683.10.4 Change the subsection number from “683.10.4” to “683.04”.
- 575 683.10.5 Change the subsection number from “683.10.5” to “683.05”.
- 596 701.02 In the table under the column titled “Cementations material required”, change Class F, FA” to “Class F FA,”.
- 603 702.11 In the first sentence, change “702.12” to “Subsection 702.12”.
- 612 703.04.2 In the fifth paragraph, delete “Subsection 703.11 and”.
- 616 703.07.2 In the Percentage By Weight Passing Square Mesh Sieves table, change the No. 10 requirement for Class 7 material from “30 - 10” to “30 - 100”.

- 618 703.13.1 In the first sentence of the first paragraph, change “703.09” to “703.06”.
- 618 703.13.2 In the first sentence, change “703.09” to “703.06”.
- 671 712.06.2.2 In the first sentence, change “712.05.1” to “Subsection 712.05.1”.
- 689 714.11.2 In the first sentence, change “412” to “512”.
- 709 715.09.5 In the first sentence of the first paragraph, change “guage” to “gauge”.
- 717 717.02.3.4 In the top line of the tension table, change “1 1/2” to “1 1/8” and change “1 1/8” to “1 1/2”.
- 741 720.05.2.2 In the last sentence of this subsection, change “720.05.2.1” to “Subsection 720.05.2.1”.
- 827 803.03.2.3.7.5.2 In the first sentence of the second paragraph, change “803.03.5.4” to “803.03.2.3.4”.
- 833 803.03.2.6 In the first sentence, change “803.03.7” to “803.03.2.5”.
- 854 804.02.11 In the last sentence of the first paragraph, change “automatically” to “automatic”.
- 859 804.02.13.1.3 In the last sentence, change Subsection “804.02.12.1” to “804.02.12”.
- 879 804.03.19.3.2 In the first sentence of the third paragraph, change “listed on of Approved” to “listed on the Approved”.
- 879 804.03.19.3.2 In the last sentence of the last paragraph, change “804.03.19.3.1” to “Subsection 804.03.19.3.1”.
- 962 814.02.3 In the first sentence, change “710.03” to “Subsection 710.03”.
- 976 820.03.2.1 In the first sentence, change “803.02.6” to “803.03.1.7”.
- 976 820.03.2.2 In the first sentence, change “803.03.9.6” to “803.03.1.9.2”.
- 985 Index Change the subsection reference for Petroleum Asphalt Cement from “702.5” to “702.05”.



985	Index	Change the subsection reference for the Definition of Asphaltic Cement or Petroleum Asphalt from “700.2” to “700.02”.
985	Index	Change the subsection reference for Automatic Batchers from “501.03.2.4” to “804.02.10.4”.
986	Index	Delete “501.03.2” as a subsection reference for Batching Plant & Equipment.
988	Index	Change the subsection reference for the Central Mixed Concrete from “501.03.3.2” to “804.02.11”.
988	Index	Change the subsection reference for the Concrete Batching Plant & Equipment from “501.03.2” to “804.02.11”.
999	Index	Delete “501.03.3.3” as a subsection reference for Truck Mixers.
1001	Index	Change the subsection reference for Edge Drain Pipes from “605.3.5” to “605.03.5”.
1002	Index	Change the subsection reference for Metal Posts from “713.05.2” to “712.05.2”.
1007	Index	Change the subsection reference for Coarse Aggregate of Cement Concrete Table from “703.3” to “703.03”.
1007	Index	Change the subsection reference for Composite Gradation for Mechanically Stabilized Courses Table from “703.8” to “703.08”.
1009	Index	Delete “501.03.3.3” as a subsection reference for Truck Mixers and Truck Agitators.
1010	Index	Delete reference to “Working Day, Definition of”.

## MISSISSIPPI DEPARTMENT OF TRANSPORTATION

SECTION 904 - NOTICE TO BIDDERS NO. 1808

CODE: (IS)

DATE: 09/09/2008

SUBJECT: Safety Apparel

Bidders are advised that the Code of Federal Regulations CFR 23 Part 634 final rule was adopted November 24, 2006 with an effective date of November 24, 2008. This rule requires that **"All workers within the right-of-way of a Federal-Aid Highway who are exposed either to traffic (vehicles using the highway for the purposes of travel) or to construction equipment within the work area shall wear high-visibility safety apparel"**. High-visibility safety apparel is defined in the CFR as **"personnel protective safety clothing that is intended to provide conspicuity during both daytime and nighttime usage, and that meets the Performance Class 2 or 3 requirements of the ANSI/ISEA 107-2004 publication entitled American National Standard for High-Visibility Safety Apparel and Headwear"**. All workers on Mississippi State Highway right-of-way shall comply with this Federal Regulation. Workers are defined by the CFR as **"people on foot whose duties place them within the right-of way of a Federal-Aid Highway, such as highway construction and maintenance forces, survey crews, utility crews, responders to incidents within the highway right-of-way, and law enforcement personnel when directing traffic, investigating crashes, and handling lane closures, obstructed roadways, and disasters within the right-of-way of a Federal-Aid Highway"**.

You can access this final rule at the following link:

<http://a257.g.akamaitech.net/7/257/2422/01jan20061800/edocket.access.gpo.gov/2006/pdf/E6-19910.pdf>

## MISSISSIPPI DEPARTMENT OF TRANSPORTATION

| SECTION 904 - NOTICE TO BIDDERS NO. 1928

CODE: (IS)

| DATE: 04/14/2008

**SUBJECT: Federal Bridge Formula**

Bidders are hereby advised that Federal Highway Administration Publication No. FHWA-MC-94-007, **BRIDGE FORMULA WEIGHTS**, dated January 1994, is made a part of this contract when applicable.

Prior to the preconstruction conference, the Contractor shall advise the Engineer, in writing, what materials, if any, will be delivered to the jobsite via Interstate route(s).

Copies of the **BRIDGE FORMULA WEIGHTS** publication may be obtained by contacting:

Federal Highway Administration  
400 7<sup>th</sup> Street, SW  
Washington, DC 20590  
(202) 366-2212

or

| [http://ops.fhwa.dot.gov/freight/sw/brdgcalf/calf\\_page.htm](http://ops.fhwa.dot.gov/freight/sw/brdgcalf/calf_page.htm)

## MISSISSIPPI DEPARTMENT OF TRANSPORTATION

**SECTION 904 - NOTICE TO BIDDERS NO. 2239**

**CODE: (SP)**

**DATE: 01/06/2009**

**SUBJECT: Department of Labor Ruling**

On December 19, 2008 the U.S. Department of Labor issued a final rule revising their regulations in 29 CFR Parts 3 and 5. This rule takes effect for all Federal funded contracts awarded after January 19, 2009.

The primary change in the rule is a provision that requires Contractors to limit the amount of personal information on the weekly payroll submissions. Personal addresses and full social security numbers may no longer be used. Contractors must use an ". . . individually identifying number for each employee (e.g., the last four digits of the employee's social security number)." Form FHWA-1273 - "Required Contract Provisions Federal-aid Construction Contracts" will eventually be revised to reflect this change.

Until the revised is made to FHWA-1273, bidders are advised to disregard any requirement in FHWA-1273 regarding the use of personal addresses and full social security numbers, such as in Section V, Paragraph 2b.

Bidders are also advised that the requirement for maintaining and submitting form FHWA-47, as referenced in FHWA-1273 Section VI, is no longer required on construction projects.

## MISSISSIPPI DEPARTMENT OF TRANSPORTATION

| SECTION 904 - NOTICE TO BIDDERS NO. [2382](#)

CODE: (IS)

| DATE: [02/12/2009](#)

| SUBJECT: **Status of Right-of-Way**

Although it is desirable to have acquired all rights-of-way and completed all utility adjustments and work to be performed by others prior to receiving bids, sometimes it is not considered to be in the public interest to wait until each and every such clearance has been obtained. The bidder is hereby advised of possible unacquired rights-of-way, relocatees and utilities which have not been completed.

| The status of right-of-way acquisition, utility adjustments, [encroachments](#), potentially contaminated sites [and asbestos containment](#) are set forth in [the following](#) attachments.

In the event right of entry is not available to ALL parcels of right-of-way and/or all work that is to be accomplished by others on the date set forth in the contract for the Notice to Proceed is not complete, the Department will issue a restricted Notice to Proceed.

**STATUS OF RIGHT-OF-WAY**

NH-0009-01(113)

102942-301000

ADAMS COUNTY

October 15, 2009

All rights of way and legal rights of entry have been acquired, **except:**

**001-0-00-G United State of America** – The right of access is what is being acquired on this parcel from the Natchez Trace Parkway. The access rights are being transferred by a Memorandum of Agreement. The Agreement should be executed and filed by May 1, 2010. This right of access acquisition will not cause a conflict with the contractor's operations.

ASBESTOS CONTAMINATION STATUS OF BUILDINGS  
TO BE REMOVED BY THE CONTRACTOR  
NH-0009-01(113)  
102942/301000  
ADAMS COUNTY  
September 18, 2009

Reference is made to notices to bidders entitled "Asbestos National Emission Standards for Hazardous Air Pollutants (NESHAP)" and "Removal of Obstructions".

The following pertinent information is furnished concerning asbestos containing materials (ACMs), if any, found in buildings to be removed by the Contractor.

There is no Right of Way required for this project. There are no buildings to be removed by the contractor.

STATUS OF POTENTIALLY CONTAMINATED SITES

NH-0009-01(113)

102942/301000

ADAMS COUNTY

September 18, 2009

This project has been inspected and there was no visible indication of potentially contaminated sites within the proposed right of way.



**UTILITY STATUS REPORT**

NH-0009-01(113)

105942301

ADAMS COUNTY(IES)

October 21, 2009

This is to certify that the above captioned project has been inspected and there are no known utilities in conflict with the project.

Forty-eight hours prior to commencing any excavation, the Contractor is advised to call MS-One-Call at 1-800-227-6477.

**ENCROACHMENT CERTIFICATION**

NH-0009-01(113)

105942301

ADAMS COUNTY(IES)

October 8, 2009

This is to certify that the above captioned project has been inspected and no encroachments were found.

## MISSISSIPPI DEPARTMENT OF TRANSPORTATION

SECTION 904 - NOTICE TO BIDDERS NO. 2596

CODE: (IS)

DATE: 05/13/2009

SUBJECT: DBE Forms, Participation and Payment

Bidders are hereby advised that the participation of a DBE Firm can not be counted towards the Prime Contractor's DBE goal until the amount being counted towards the goal has been paid to the DBE.

Form OCR-482 has been developed to comply with this requirement. Bidders are hereby advised that at the end of the job, the Prime Contractor will submit this form to the Project Engineer before the final estimate is paid and the project is closed out. This form certifies payments to all DBE Subcontractors over the life of the contract.

Form OCR-484 has also been developed to comply with this requirement. Bidders are hereby advised that each month, the Prime Contractors will submit this form to the Project Engineer no later than the last day of each month. This form certifies payments to all Subcontractors and shows all firms even if the Prime Contractor has paid no monies to the firm during that estimate period (negative report). The Project Engineer will attach this form to the monthly estimate before forwarding the estimate to the Contract Administration Division for processing.

Bidders are also advised that Form OCR-485 will be completed by ALL BIDDERS submitting a bid proposal and must be signed and included in the bid proposal package. Failure to include Form OCR-485 in the bid proposal package will cause the Contractor's bid to be considered irregular.

DBE Forms, including Forms OCR-482, OCR-484 and OCR-485, can be obtained from the Office of Civil Rights Division, MDOT Administration Building, 401 North West Street, Jackson, MS, or at [www.gomdot.com](http://www.gomdot.com) under *Business, Disadvantaged Enterprise, Applications and Forms for the DBE Program, MDOT Forms*.

**MISSISSIPPI DEPARTMENT OF TRANSPORTATION**

**SECTION 904 - NOTICE TO BIDDERS NO. 2774**

**CODE: (SP)**

**DATE: 08/27/2009**

**SUBJECT: Use of Precast Drainage Units**

Bidders attention is brought to the content of Subsection 601.02.3 regarding precast units. The Contractor must make a request to the Project Engineer for approval to use precast units prior to installation.

Precast drainage units shall meet the requirements of Drawing Sheet No. PCU-1 or PCU-2, as applicable.

**MISSISSIPPI DEPARTMENT OF TRANSPORTATION**

**SECTION 904 - NOTICE TO BIDDERS NO. 2818**

**CODE: (SP)**

**DATE: 10/01/2009**

**SUBJECT: Non-Quality Control / Quality Assurance Concrete**

Bidders are advised that the following pay items will not be accepted based on the Quality Control / Quality Assurance (QC/QA) requirements of Section 804 of the specifications. The acceptance of these pay items will be based on sampling and testing at the project site by MDOT forces. The Contractor is required to submit mix designs to accomplish this work in accordance with Section 804 and perform normal Quality Control functions at the concrete plant. Acceptance will be in accordance with the requirements of 907-601, Structural Concrete, and TMD-20-04-00-000. At the discretion of the Engineer, the Contractor may request that the concrete be accepted based on QC/QA requirements.

<b><u>Pay Item</u></b>	<b><u>Description</u></b>
221	Paved Ditches
601	Minor Structures - manholes, inlets, catch basins, junction boxes, pipe headwalls, and pipe collars.
606	Guardrail Anchors
607	Fence Post Footings
608	Sidewalks
609	Curb and Gutter
614	Driveways
616	Median and Island Pavement
630	Sign Footings, except Overhead Sign Supports

**MISSISSIPPI DEPARTMENT OF TRANSPORTATION**

**SECTION 904 - NOTICE TO BIDDERS NO. 2822**

**CODE: (SP)**

**DATE: 10/06/2009**

**SUBJECT: Contract Time**

**PROJECT: NH-0009-01(113) / 105942301 - Adams County**

The calendar date for completion of work to be performed by the Contractor for this project shall be **August 6, 2012**, which date or extended date as provided in Subsection 108.06 shall be the end of contract time. It is anticipated that the Notice of Award will be issued no later than **May 11, 2010**, and the effective date of the Notice to Proceed/Beginning of Contract Time will be **June 10, 2010**.

Should the Contractor request a Notice to Proceed earlier than **June 10, 2010** and it is agreeable with the Department for an early Notice to Proceed, the requested date will become the new Notice to Proceed / Beginning of Contract Time date.

A progress schedule as referenced to in Subsection 108.03 will not be required for this contract.

## MISSISSIPPI DEPARTMENT OF TRANSPORTATION

SECTION 904 - NOTICE TO BIDDERS NO. 2823

DATE: 03/24/2010

SUBJECT: Specialty Items

PROJECT: NH-0009-01(113) / 102942301 - Adams County

Pursuant to the provisions of Section 108, the following work items are hereby designated as "Specialty Items" for this contract. Bidders are reminded that these items must be subcontracted in order to be considered as specialty items.

### CATEGORY: EROSION CONTROL

---

Line No	Pay Item	Description
0190	211-B001	Topsoil for Slope Treatment, Contractor Furnished
0200	211-C001	Topsoil for Plant Holes, Contractor Furnished
0210	213-C001	Superphosphate
0220	215-A001	Vegetative Materials for Mulch
0230	216-B001	Solid Sodding, Centipede
0240	217-A001	Ditch Liner
0250	219-A001	Watering
0260	220-A001	Insect Pest Control
0270	221-A001	Portland Cement Concrete Paved Ditch
0290	224-A001	Soil Reinforcing Mat
0320	234-A001	Temporary Silt Fence
0330	235-A001	Temporary Erosion Checks
1530	907-225-A001	Grassing
1540	907-225-B001	Agricultural Limestone
1550	907-226-A001	Temporary Grassing
1690	907-234-D001	Inlet Siltation Guard

### CATEGORY: LANDSCAPING

---

Line No	Pay Item	Description
0280	223-A001	Mowing
0300	232-A002	Fertilizer for Woody Plant Material, Tablet, 21 gram
0310	232-A003	Fertilizer for Woody Plant Material, Tablet, 10 gram
1560	907-230-A044	Shrub Planting, Parsons Juniper
1570	907-230-B006	Tree Planting, Muskogee Crape Myrtle
1580	907-230-B007	Tree Planting, Natchez Crape Myrtle
1590	907-230-B023	Tree Planting, Eastern Red Cedar
1600	907-230-B035	Tree Planting, Water Oak
1610	907-230-B090	Tree Planting, Cottonwood
1620	907-230-B091	Tree Planting, Sweet Gum
1630	907-230-B092	Tree Planting, Black Mulberry
1640	907-230-B093	Tree Planting, Honey Locust
1650	907-230-C001	Bed Edging
1660	907-230-D001	Bed Preparation

CATEGORY: LANDSCAPING

---

Line No	Pay Item	Description
1670	907-233-A001	Tree Bark Mulch, Type III
1680	907-233-A002	Tree Bark Mulch, Type V

CATEGORY: PAVEMENT STRIPING AND MARKING

---

Line No	Pay Item	Description
0850	627-K001	Red-Clear Reflective High Performance Raised Markers
0860	627-L001	Two-Way Yellow Reflective High Performance Raised Markers
0870	628-I001	6" High Performance Cold Plastic Traffic Stripe, Skip White
0880	628-J001	6" High Performance Cold Plastic Traffic Stripe, Continuous White
0890	628-M001	6" High Performance Cold Plastic Traffic Stripe, Continuous Yellow
1820	907-626-A003	6" Thermoplastic Traffic Stripe, Skip White
1830	907-626-G004	Thermoplastic Detail Stripe, White
1840	907-626-G005	Thermoplastic Detail Stripe, Yellow
1850	907-626-H004	Thermoplastic Legend, White
1860	907-626-H005	Thermoplastic Legend, White

CATEGORY: SURVEY AND STAKING

---

Line No	Pay Item	Description
1470	699-A001	Roadway Construction Stakes
1810	907-617-A001	Right-of-Way Marker

CATEGORY: TRAFFIC CONTROL - PERMANENT

---

Line No	Pay Item	Description
0900	630-A001	Standard Roadside Signs, Sheet Aluminum, 0.080" Thickness
0910	630-A002	Standard Roadside Signs, Sheet Aluminum, 0.125" Thickness
0920	630-B001	Interstate Directional Signs, Bolted Extruded Aluminum Panels, Ground Mounted
0930	630-B002	Interstate Directional Signs, Bolted Extruded Aluminum Panels, Overhead Mounted
0940	630-C001	Steel U-Section Posts, 2.0 lb/ft
0950	630-C004	Steel U-Section Posts, 3.0 to 3.5 lb/ft
0960	630-D003	Structural Steel Beams, W6 x 9
0970	630-E001	Structural Steel Angles & Bars, 3" x 3" x 1/4" Angles
0980	630-E004	Structural Steel Angles & Bars, 7/16" x 2 1/2" Flat Bar
0990	630-K001	Welded & Seamless Steel Pipe Posts, 3"
1000	630-K002	Welded & Seamless Steel Pipe Posts, 3 1/2"
1010	630-K003	Welded & Seamless Steel Pipe Posts, 4"
1020	635-A001	Vehicle Loop Assemblies
1060	640-A016	Traffic Signal Heads, Type 1 LED
1070	640-A017	Traffic Signal Heads, Type 2 LED
1080	640-A018	Traffic Signal Heads, Type 3 LED
1090	640-A024	Traffic Signal Heads, Type 4 LED



CATEGORY: TRAFFIC CONTROL - TEMPORARY

---

Line No	Pay Item	Description
0670	619-A1002	Temporary Traffic Stripe, Continuous White
0680	619-A2002	Temporary Traffic Stripe, Continuous Yellow
0690	619-A3006	Temporary Traffic Stripe, Skip White
0700	619-A5001	Temporary Traffic Stripe, Detail
0710	619-A6001	Temporary Traffic Stripe, Legend
0720	619-A6002	Temporary Traffic Stripe, Legend
0730	619-D1001	Standard Roadside Construction Signs, Less than 10 Square Feet
0740	619-D2001	Standard Roadside Construction Signs, 10 Square Feet or More
0750	619-F1001	Concrete Median Barrier, Precast
0760	619-F1002	Portable Median Barrier
0770	619-F2001	Remove and Reset Concrete Median Barrier, Precast
0780	619-F2002	Remove and Reset Portable Median Barrier
0790	619-G4001	Barricades, Type III, Single Faced
0800	619-G4005	Barricades, Type III, Double Faced
0810	619-G4008	Barricades, Type III, Double Faced, Permanent, Red/White
0820	619-G5001	Free Standing Plastic Drums
0830	619-G7001	Warning Lights, Type "B"

## MISSISSIPPI DEPARTMENT OF TRANSPORTATION

**SECTION 904 - NOTICE TO BIDDERS NO. 2827**

**CODE: (SP)**

**DATE: 10/05/2009**

**SUBJECT: General Requirements**

**PROJECT: NH-0009-01(113) / 102942301 - Adams County**

1. Bidders are hereby advised that the some work will be required outside of the project limits, such as the placement of construction signs.
2. The scheduled completion date established by the Department is predicted upon the Contractor having multiple operations underway simultaneously, and the need for multiple operations is reflected in the State's Progress Schedule.
3. At station 168+53, there is an exposed sewer line within the limits of this project. The Contactor's operations shall be conduct in a manner that will not disturbed this sewer line. No equipment or vehicular traffic will be allowed to cross the line in this area. In the event that fill is required over the exposed portion of the line, hand tamps will be required and the area immediately over the line will be solid sodded.
4. Work on drainage structures and other structures for this project require excavation in the immediate vicinity of the traveling public, therefore, the risk of failure occurring requires caution to be exercised. It shall be the Contractor's responsibility to place what bracing, shoring or ground support system that is deemed necessary to prevent failure and protect the traveling public and the workmen near the excavation. All cost for any protective measures, including the material and labor for designing, drawing and constructing the facility, including sheet piles, shall be included in the prices bid for other items of work.
5. Prior to any clearing operations, the Contactor shall contact the National Park Service seven (7) days in advance to commencing clearing operations, as stated in Notice to Bidders Number 2840.

**MISSISSIPPI DEPARTMENT OF TRANSPORTATION**

**SECTION 904 - NOTICE TO BIDDERS NO. 2828**

**CODE: (SP)**

**DATE: 10/05/2009**

**SUBJECT: Cooperation Between Contractors**

**PROJECT: NH-0009-01(113) / 102942301 - Adams County**

The Bidder's attention is hereby called to Subsection 105.07, Cooperation between Contractor's of the 1990 Edition of the Mississippi Standard Specifications for Road and Bridge Construction.

The Bidder is advised that this project has a project that adjoins it. It is as follows:

STP-0015-01(065)

The Contractor shall cooperate in all respects and shall coordinate construction with the Contractors of the adjacent projects

**MISSISSIPPI DEPARTMENT OF TRANSPORTATION**

**SECTION 904 - NOTICE TO BIDDERS NO. 2840**

**CODE: (SP)**

**DATE: 11/16/2009**

**SUBJECT: Other Permits**

**PROJECT: NH-0009-01(113) / 105942301 - Adams County**

The Bidder's attention is called to the requirements of the attached permit(s) for this project. The Contractor will be required to comply with the requirements of the attached permit(s).

DEPARTMENT OF THE INTERIOR  
NATIONAL PARK SERVICE  
SPECIAL USE PERMIT

AMENDMENT #1

Natchez Trace Parkway Permit Number CE-NATR-5570-2008-15

Page No. 4

The Permittee agrees to amend this permit as follows:

Amend the effective period of this Construction Easement to  
December 25, 2008 through December 25, 2011

PERMITTEE

X Daniel B Smith  
October 30, 2009  
Date

Authorizing Official \_\_\_\_\_

Cameron H. Sholly  
Superintendent  
Natchez Trace Parkway

\_\_\_\_\_  
Date



IN REPLY REFER TO:

# United States Department of the Interior

## NATIONAL PARK SERVICE

Natchez Trace Parkway  
2680 Natchez Trace Parkway  
Tupelo, Mississippi 38804



L3031(NATR)xL30-3X

December 24, 2008

Mr. Charles Anderson, Acquisition Supervisor  
Right of Way Division, MDOT  
P.O. Box 1850  
Jackson, MS 39215

# COPY

Re: Construction Permit SER-NATR-5570-2008-015

Dear Mr. Anderson:

Enclosed is a Construction Permit for your signature authorizing the Mississippi Department of Transportation during the period of December 25, 2008, through December 25, 2009, to use the described lands or facilities in the attached permit for the purpose(s) of installing temporary silt retention basins to capture excess silt migrating off the highway "flyover" construction site along Highway 61. This is where the road passes through Parkway property and will keep silt from inundating creeks and other low-lying areas within the Parkway.

~~No silt retention basin construction will be permitted at station 145+00. Within the 2.5-acre temporary construction easement, no more than .95 acre will be directly impacted by construction of the three permitted temporary silt retention basins. Of the .46 acre of potential wetland impacts associated with basin construction, no more than .1 acre will be permanently impacted.~~

Prior to any timber removal, arrangements will be made for a park staff member to be present on-site during vegetative clearing operations to ensure that desirable tree specimens are not negatively impacted.

All areas cleared for basin construction will be revegetated with Park-approved, native species during the first winter planting season following the conclusion of the project.

If any cultural resources are located during the course of this project, all work must stop and the Natchez Trace Parkway Resource Management staff notified immediately.

Please sign and date the Construction Permit in the spaces indicated in "red" and return the document to this office for final approval.

Do not hesitate to contact Landscape Architect Greg Smith at (662) 680-4024 with any questions concerning this Construction Permit. Additionally, please advise Mr. Smith at least seven (7) days in advance of starting work on this project.

Sincerely,

FOR Stennis R. Young  
Acting Superintendent

Enclosure.

cc: Mr. E. Claiborne Barnwell, Environmental Division Engineer, MDOT w/enclosure.  
Mr. Darrell Broome, District 7 Engineer, w/enclosure



## MISSISSIPPI DEPARTMENT OF TRANSPORTATION

**SECTION 904 - NOTICE TO BIDDERS NO. 2858**

**CODE: (SP)**

**DATE: 11/12/2009**

**SUBJECT: Petroleum Products Base Prices**

Bidders are advised that the Notice To Bidders entitled “Monthly Petroleum Products Base Prices” previously included in the proposal documents will no longer be a printed part of the proposal beginning with the January 2010 letting. Monthly petroleum products base prices will be available at the web site listed below. Current monthly prices will be posted to this web site on or before the 15<sup>th</sup> of each month. Bidders are advised to use the petroleum base prices on this web site when preparing their bids. The current monthly petroleum products base prices will become part of the contract during the execution of the contract.

Monthly Petroleum Products Base Prices can be viewed at:

<http://www.gomdot.com/Applications/BidSystem/Home.aspx>

## MISSISSIPPI DEPARTMENT OF TRANSPORTATION

SECTION 904 - NOTICE TO BIDDERS NO. 2904

CODE: (SP)

DATE: 01/04/2010

SUBJECT: Storm Water Discharge Associated with Construction Activity  
( $\geq 1$  and  $< 5$  Acres)

Construction Storm Water General NPDES Permit MSR 15 to discharge storm water associated with construction activity is required. This project is granted permission to discharge treated storm water into State waters. Copies of said permit and Storm Water Pollution Prevention Plan (SWPPP) are on file with the Department.

Prior to the execution of the contract, the successful bidder shall execute and deliver to the Executive Director an original signed copy of the completed Prime Contractor Certification (Form No. 1).

Failure of the bidder to execute and file the completed Prime Contractor Certification (Form No. 1) shall be just cause for the cancellation of the award.

The executed Prime Contractor Certification (Form No. 1) shall be prima facie evidence that the bidder has examined the permit, is satisfied as to the terms and conditions contained therein, and that the bidder has the primary responsibility for meeting all permit terms and conditions including, but not limited to, the inspection and reporting requirements of Part IV. For this project, the Contractor shall furnish, set up and read, as needed, an on-site rain gauge.

The Contractor must furnish the Project Engineer a completed copy of the Small Construction Notice of Intent (SCNOI) along with the Contractor's Erosion Control Plan.

The Contractor shall make inspections in accordance with Part IV.C and shall furnish the Project Engineer with the results of each weekly inspection as soon as possible following the date of inspection. A copy of the form is provided in Part IX. The weekly inspections must be documented monthly on the Inspection and Certification Form for Small Construction Erosion and Sediment Controls (Part IX). The Contractor's representative and the Project Engineer shall jointly review and discuss the results of the inspections so that corrective action can be taken. The Project Engineer shall retain copies of the inspection reports.

The Engineer will have the authority to suspend all work and/or withhold payments for failure of the Contractor to carry out provisions of MDEQ's Storm Water Construction General Permit, the erosion control plan, updates to the erosion control plan, and /or proper maintenance of the BMPs.

Securing a permit (s) for storm water discharge associated with the Contractor's activity on any other regulated area the Contractor occupies, shall be the responsibility of the Contractor.



**MISSISSIPPI DEPARTMENT OF TRANSPORTATION**

**SECTION 904 - NOTICE TO BIDDERS NO. 2937**

**CODE: (SP)**

**DATE: 01/11/2010**

**SUBJECT: Reduced Speed Limit Signs**

Bidders are advised that all black and white speed limits signs that are used to reduce the speed limit through construction zones shall be covered or removed during times when the Contractor is not performing work. If the Contractor has a routine daytime operation and is not working at night, the signs shall be covered or removed during the nighttime when there is no work activity.

## MISSISSIPPI DEPARTMENT OF TRANSPORTATION

SECTION 904 - NOTICE TO BIDDERS NO. 2976

CODE: (SP)

DATE: 02/23/2010

SUBJECT: Additional Erosion Control Requirements

Bidders are hereby advised of the following requirements that relate to erosion control activities on the project.

**THE MAXIMUM TOTAL ACREAGE THAT CAN BE DISTURBED, AT ONE TIME, ON THE PROJECT IS NINETEEN (19) ACRES. THE CONTRACTOR SHALL BE REQUIRED TO STABILIZE DISTURBED AREAS PRIOR TO OPENING UP ADDITIONAL SECTIONS OF THE PROJECT. STABILIZED SHALL BE WHEN THE DISTURBED AREA HAS BEEN GRASSED, EITHER TEMPORARY OR PERMANENT, AND MULCHED ACCORDING TO THE SPECIFICATIONS. DISTURBED AREAS INCLUDE THE ROADBED, SLOPES AND REMAINING AREA OUT TO THE ROW LINE.**

**Clearing and Grubbing:** Prior to beginning any clearing and grubbing operations on the project, controls shall be in place to address areas such as drainage structures, wetlands, streams, steep slopes and any other sensitive areas as directed by the Engineer. Clearing and grubbing should be limited to the minimum area necessary to construct the project. Grubbing operations should be minimized in areas outside the construction limits and stumps should be cut off flush with the existing ground elevations. A buffer area of at least fifteen (15) feet shall be in place adjacent to the right-of-way line and at least five (5) feet adjacent to stream banks. The buffer area can either be the existing vegetation that is left undisturbed or re-established by planting new vegetation if clearing and grubbing was required.

**Unclassified Excavation:** Cut sections shall be graded in accordance with the typical sections and plan grades. Permanent erosion control BMP's should be placed as soon as possible after the cut material has been moved. Fill sections that are completed shall have permanent erosion control BMP's placed. Fill sections that are not completed will be either permanently or temporarily grassed until additional material is made available to complete these sections. All unclassified excavation on the project will still be required to be moved prior to incorporating any borrow excavation on the project. The contractor may have to stockpile unclassified excavation in order to comply with the nineteen (19) acre requirement. No additional compensation will be made for stockpiling operations.

Disturbed areas that remain inactive for a period of more than thirty (30) days shall be temporary grassed and mulched. Temporary grassing and mulching shall only be paid one time for a given area.

**MISSISSIPPI DEPARTMENT OF TRANSPORTATION**

**SECTION 904 - NOTICE TO BIDDERS NO. 3038**

**CODE: (SP)**

**DATE: 03/22/2010**

**SUBJECT: Warm Mix Asphalt**

Bidders are advised that the following products and processes are approved for the production of Warm Mix Asphalt.

Advera<sup>®</sup> WMA  
Aqua Foam  
Aspha-min<sup>®</sup>  
Astec Double Barrel<sup>®</sup> Green  
Evotherm<sup>™</sup>  
Gencor Industries Ultrafoam GX Systems  
Rediset<sup>™</sup> WMX  
Sasobit<sup>®</sup>  
Terex Warm Mix System  
WAM Foam

**MISSISSIPPI DEPARTMENT OF TRANSPORTATION**

**SECTION 904 - NOTICE TO BIDDERS NO. 3039**

**CODE: (SP)**

**DATE: 03/23/2010**

**SUBJECT: Alternate Asphalt Mixture Bid Items**

Bidders are advised that the asphalt mixture used on this project will be bid as an alternate pay item: Hot Mix Asphalt (HMA) or Warm Mix Asphalt (WMA). Bidders must select one of the alternates at the time of bid. **The Contractor must use the selected asphalt mixture, HMA or WMA, throughout the entire project.**

**MISSISSIPPI DEPARTMENT OF TRANSPORTATION**

**SECTION 904 - NOTICE TO BIDDERS NO. 3040**

**CODE: (SP)**

**DATE: 03/23/2010**

**SUBJECT: Plan Sheets**

Bidders are advised that the Summary of Quantities sheets and the Typical Section sheets in Plans may or may not have the alternate bid item listed for Warm Mix Asphalt. Regardless of whether the plans sheets indicate Warm Mix Asphalt, Hot Mix Asphalt and Warm Mix Asphalt are alternate bid items on the project.

**MISSISSIPPI DEPARTMENT OF TRANSPORTATION**

**SECTION 904 - NOTICE TO BIDDERS NO. 3050**

**CODE (SP)**

**DATE: 04/02/2010**

**SUBJECT: Placement of Fill Material in Federally Regulated Areas**

**PROJECT: NH-0009-01(113) / 105942301 - Adams County**

A Permit (404, General, Nationwide, etc.) for placing fill material federally regulated sites is required.

The Department has acquired the following permits for permanently filling at regulated sites that are identified during project development:

**Nationwide Permit No. 14 (Waters of the U.S.) -- All sites with area less than 0.10 acre.**

Copies of said permit(s) are on file with the Department.

Securing a permit(s) for the filling of any other regulated site, the purpose of which is temporary construction for the convenience of the Contractor, shall be the responsibility of the Contractor.

General Decision Number: MS080174 08/07/2009 MS174

State: Mississippi

Construction Type: Highway

County: Adams County in Mississippi.

HIGHWAY CONSTRUCTION PROJECTS (excluding tunnels, building structures in rest area projects & railroad construction; bascule, suspension & spandrel arch bridges designed for commercial navigation, bridges involving marine construction; and other major bridges).

Modification Number	Publication Date
0	09/26/2008
1	10/24/2008
2	01/16/2009
3	04/03/2009
4	08/07/2009

\* ELEC0480-007 07/01/2009

	Rates	Fringes
ELECTRICIAN.....	\$ 21.80	7.93
-----		
SUMS2008-092 09/04/2008		

	Rates	Fringes
CARPENTER, Including Form Work...	\$ 11.42	0.12
CEMENT MASON/CONCRETE FINISHER...	\$ 10.30	0.00
IRONWORKER, REINFORCING.....	\$ 11.30	0.00
LABORER: Common or General.....	\$ 7.60	0.00
LABORER: Pipelayer.....	\$ 9.68	0.00
OPERATOR: Backhoe/Excavator.....	\$ 11.32	0.00
OPERATOR: Broom.....	\$ 10.17	0.00
OPERATOR: Bulldozer.....	\$ 10.77	0.00
OPERATOR: Crane.....	\$ 14.57	0.00
OPERATOR: Grader/Blade.....	\$ 12.46	0.00
OPERATOR: Loader.....	\$ 10.15	0.00
OPERATOR: Mechanic.....	\$ 12.04	0.00
OPERATOR: Oiler.....	\$ 12.33	0.48
OPERATOR: Roller.....	\$ 9.31	0.00

OPERATOR: Scraper.....\$ 10.00 0.00  
 OPERATOR: Tractor.....\$ 7.79 0.00  
 OPERATOR: Asphalt Paver and  
 Asphalt Spreader.....\$ 10.00 0.00  
 TRUCK DRIVER.....\$ 9.22 0.00

-----  
 WELDERS - Receive rate prescribed for craft performing  
 operation to which welding is incidental.  
 =====

Unlisted classifications needed for work not included within  
 the scope of the  
 classifications listed may be added after award only as  
 provided in the labor  
 standards contract clauses (29 CFR 5.5(a)(1)(ii)).

-----  
 --  
 In the listing above, the "SU" designation means that rates  
 listed under the  
 identifier do not reflect collectively bargained wage and  
 fringe benefit  
 rates. Other designations indicate unions whose rates have  
 been determined  
 to be prevailing.

-----  
 --  
 WAGE DETERMINATION APPEALS PROCESS

1.) Has there been an initial decision in he matter? This can  
 be:

- \* an existing published wage determination
- \* a survey underlying a wage determination
- \* a Wage and Hour Division letter setting forth a position on  
 a wage  
 determination matter
- \* a conformance (additional classification and rate) ruling

On survey related matters, initial contact, including requests  
 for summaries  
 of surveys, should be with the Wage and Hour Regional Office  
 for the area in  
 which the survey was conducted because those Regional Offices  
 have  
 responsibility for the Davis-Bacon survey program. If the  
 response from this  
 initial contact is not satisfactory, then the process described  
 in 2.) and  
 3.) should be followed.

With regard to any other matter not yet ripe for the formal



process  
described here, initial contact should be with the Branch of  
Construction  
Wage Determinations. Write to:

Branch of Construction Wage Determinations  
Wage and Hour Division  
U.S. Department of Labor  
200 Constitution Avenue, N.W.  
Washington, DC 20210

2.) If the answer to the question in 1.) is yes, then an  
interested party  
(those affected by the action) can request review and  
reconsideration from  
the Wage and Hour Administrator (See 29 CFR Part 1.8 and 29 CFR  
Part 7).  
Write to:

Wage and Hour Administrator  
U.S. Department of Labor  
200 Constitution Avenue, N.W.  
Washington, DC 20210

The request should be accompanied by a full statement of the  
interested  
party's position and by any information (wage payment data,  
project  
description, area practice material, etc.) that the requestor  
considers  
relevant to the issue.

3.) If the decision of the Administrator is not favorable, an  
interested  
party may appeal directly to the Administrative Review Board  
(formerly the  
Wage Appeals Board). Write to:

Administrative Review Board  
U.S. Department of Labor  
200 Constitution Avenue, N.W.  
Washington, DC 20210

4.) All decisions by the Administrative Review Board are final.

END OF GENERAL DECISION

**SUPPLEMENT TO FORM FHWA-1273**

**DATE:** 6/15/94

**SUBJECT: Final Certificate and Contract Provisions for Subcontracts**

All subcontracts shall be in writing and contain all pertinent provisions and requirements of the prime contract.

Each "Request for Permission to Subcontract" (Mississippi Department of Transportation Form CAD-720) shall include a copy of subcontract for review by the Mississippi Department of Transportation. The federal contract provisions may be omitted from the subcontract copy submitted for review provided the Contractor certifies that the provisions will be physically incorporated into the agreement furnished to the Subcontractor.

In lieu of submitting a copy of the subcontract for review, the Contractor may certify that the subcontract agreement is in writing and that it contains all the requirements and pertinent provisions of the prime contract.

Each Subcontractor will be required to provide a copy of the subcontract agreement for contract compliance reviews, along with physical evidence (copy of FHWA-1273) that requirements and pertinent provisions have been provided for review and adherence.

**REQUIRED CONTRACT PROVISIONS  
FEDERAL-AID CONSTRUCTION CONTRACTS**

	Page
I. General -----	1
II. Nondiscrimination -----	1
III. Nonsegregated Facilities -----	3
IV. Payment of Predetermined Minimum Wage -----	3
V. Statements and Payrolls -----	6
VI. Record of Materials, Supplies, and Labor-----	7
VII. Subletting or Assigning the Contract -----	7
VIII. Safety: Accident Prevention -----	7
IX. False Statements Concerning Highway Projects -----	8
X. Implementation of Clean Air Act and Federal Water Pollution Control Act-----	8
XI. Certification Regarding Debarment, Suspension, Ineligibility, and Voluntary Exclusion -----	8
XII. Certification Regarding Use of Contract Funds for Lobbying-----	10

ATTACHMENTS

- A. Employment Preference for Appalachian Contracts  
(included in Appalachian contracts only)

**I. GENERAL**

1. These contract provisions shall apply to all work performed on the contract by the contractor's own organization and with the assistance of workers under the contractor's immediate superintendence and to all work performed on the contract by piecework, station work, or by subcontract.

2. Except as otherwise provided for in each section, the contractor shall insert in each subcontract all of the stipulations contained in these Required Contract Provisions, and further require their inclusion in any lower tier subcontract or purchase order that may in turn be made. The Required Contract Provisions shall not be incorporated by reference in any case. The prime contractor shall be responsible for compliance by any subcontractor or lower tier subcontractor with these Required Contract Provisions.

3. A breach of any of the stipulations contained in these Required Contract Provisions shall be sufficient grounds for termination of the contract.

4. A breach of the following clauses of the Required Contract Provisions may also be grounds for debarment as provided in 29 CFR 5.12:

- Section I, paragraph 2;
- Section IV, paragraphs 1, 2, 3, 4, and 7;
- Section V, paragraphs 1 and 2a through 2g.

5. Disputes arising out of the labor standards provisions of Section IV (except paragraph 5) and Section V of these Required Contract Provisions shall not be subject to the general disputes clause of this contract. Such disputes shall be resolved in accordance with the procedures of the U.S. Department of Labor (DOL) as set forth in 29 CFR 5, 6, and 7. Disputes within the meaning of this clause include disputes between the contractor (or any of its subcontractors) and the contracting agency, the DOL, or the contractor's employees or their representatives.

6. **Selection of Labor:** During the performance of this contract, the contractor shall not:

a. discriminate against labor from any other State, possession, or territory of the United States (except for employment preference for Appalachian contracts, when applicable, as specified in Attachment A), or

b. employ convict labor for any purpose within the limits of the project unless it is labor performed by convicts who are on parole, supervised release, or probation.

**II. NONDISCRIMINATION**

(Applicable to all Federal-aid construction contracts and to all related subcontracts of \$10,000 or more.)

1. **Equal Employment Opportunity:** Equal employment opportunity (EEO) requirements not to discriminate and to take affirmative action to assure equal opportunity as set forth under laws, executive orders, rules, regulations (28 CFR 35, 29 CFR 1630 and 41 CFR 60) and orders of the Secretary of Labor as modified by the provisions prescribed herein, and imposed pursuant to 23 U.S.C. 140 shall constitute the EEO and specific affirmative action standards for the contractor's project activities under this contract. The Equal Opportunity Construction Contract Specifications set forth under 41 CFR 60-4.3 and the provisions of the American Disabilities Act of 1990 (42 U.S.C. 12101 *et seq.*) set forth under 28 CFR 35 and 29 CFR 1630 are incorporated by reference in this contract. In the execution of this contract, the contractor agrees to comply with the following minimum specific requirement activities of EEO:

a. The contractor will work with the State highway agency (SHA) and the Federal Government in carrying out EEO obligations and in their review of his/her activities under the contract.

b. The contractor will accept as his operating policy the following statement:

"It is the policy of this Company to assure that applicants are employed, and that employees are treated during employment, without regard to their race, religion, sex, color, national origin, age or disability. Such action shall include: employment, upgrading, demotion, or transfer; recruitment or recruitment advertising; layoff or termination; rates of pay or other forms of compensation; and selection for training, including apprenticeship, preapprenticeship, and/or on-the-job training."

2. **EEO Officer:** The contractor will designate and make known to the SHA contracting officers an EEO Officer who will have the responsibility for and must be capable of effectively administering and promoting an active contractor program of EEO and who must be assigned adequate authority and responsibility to do so.

3. **Dissemination of Policy:** All members of the contractor's staff who are authorized to hire, supervise, promote, and discharge employees, or who recommend such action, or who are substantially involved in such action, will be made fully cognizant

of, and will implement, the contractor's EEO policy and contractual responsibilities to provide EEO in each grade and classification of employment. To ensure that the above agreement will be met, the following actions will be taken as a minimum:

a. Periodic meetings of supervisory and personnel office employees will be conducted before the start of work and then not less often than once every six months, at which time the contractor's EEO policy and its implementation will be reviewed and explained. The meetings will be conducted by the EEO Officer.

b. All new supervisory or personnel office employees will be given a thorough indoctrination by the EEO Officer, covering all major aspects of the contractor's EEO obligations within thirty days following their reporting for duty with the contractor.

c. All personnel who are engaged in direct recruitment for the project will be instructed by the EEO Officer in the contractor's procedures for locating and hiring minority group employees.

d. Notices and posters setting forth the contractor's EEO policy will be placed in areas readily accessible to employees, applicants for employment and potential employees.

e. The contractor's EEO policy and the procedures to implement such policy will be brought to the attention of employees by means of meetings, employee handbooks, or other appropriate means.

**4. Recruitment:** When advertising for employees, the contractor will include in all advertisements for employees the notation: "An Equal Opportunity Employer." All such advertisements will be placed in publications having a large circulation among minority groups in the area from which the project work force would normally be derived.

a. The contractor will, unless precluded by a valid bargaining agreement, conduct systematic and direct recruitment through public and private employee referral sources likely to yield qualified minority group applicants. To meet this requirement, the contractor will identify sources of potential minority group employees, and establish with such identified sources procedures whereby minority group applicants may be referred to the contractor for employment consideration.

b. In the event the contractor has a valid bargaining agreement providing for exclusive hiring hall referrals, he is expected to observe the provisions of that agreement to the extent that the system permits the contractor's compliance with EEO contract provisions. (The DOL has held that where implementation of such agreements have the effect of discriminating against minorities or women, or obligates the contractor to do the same, such implementation violates Executive Order 11246, as amended.)

c. The contractor will encourage his present employees to refer minority group applicants for employment. Information and procedures with regard to referring minority group applicants will be discussed with employees.

**5. Personnel Actions:** Wages, working conditions, and employee benefits shall be established and administered, and personnel actions of every type, including hiring, upgrading, promotion, transfer, demotion, layoff, and termination, shall be

taken without regard to race, color, religion, sex, national origin, age or disability. The following procedures shall be followed:

a. The contractor will conduct periodic inspections of project sites to insure that working conditions and employee facilities do not indicate discriminatory treatment of project site personnel.

b. The contractor will periodically evaluate the spread of wages paid within each classification to determine any evidence of discriminatory wage practices.

c. The contractor will periodically review selected personnel actions in depth to determine whether there is evidence of discrimination. Where evidence is found, the contractor will promptly take corrective action. If the review indicates that the discrimination may extend beyond the actions reviewed, such corrective action shall include all affected persons.

d. The contractor will promptly investigate all complaints of alleged discrimination made to the contractor in connection with his obligations under this contract, will attempt to resolve such complaints, and will take appropriate corrective action within a reasonable time. If the investigation indicates that the discrimination may affect persons other than the complainant, such corrective action shall include such other persons. Upon completion of each investigation, the contractor will inform every complainant of all of his avenues of appeal.

#### **6. Training and Promotion:**

a. The contractor will assist in locating, qualifying, and increasing the skills of minority group and women employees, and applicants for employment.

b. Consistent with the contractor's work force requirements and as permissible under Federal and State regulations, the contractor shall make full use of training programs, i.e., apprenticeship, and on-the-job training programs for the geographical area of contract performance. Where feasible, 25 percent of apprentices or trainees in each occupation shall be in their first year of apprenticeship or training. In the event a special provision for training is provided under this contract, this subparagraph will be superseded as indicated in the special provision.

c. The contractor will advise employees and applicants for employment of available training programs and entrance requirements for each.

d. The contractor will periodically review the training and promotion potential of minority group and women employees and will encourage eligible employees to apply for such training and promotion.

**7. Unions:** If the contractor relies in whole or in part upon unions as a source of employees, the contractor will use his/her best efforts to obtain the cooperation of such unions to increase opportunities for minority groups and women within the unions, and to effect referrals by such unions of minority and female employees. Actions by the contractor either directly or through a contractor's association acting as agent will include the procedures set forth below:

a. The contractor will use best efforts to develop, in cooperation with the unions, joint training programs aimed toward

qualifying more minority group members and women for membership in the unions and increasing the skills of minority group employees and women so that they may qualify for higher paying employment.

b. The contractor will use best efforts to incorporate an EEO clause into each union agreement to the end that such union will be contractually bound to refer applicants without regard to their race, color, religion, sex, national origin, age or disability.

c. The contractor is to obtain information as to the referral practices and policies of the labor union except that to the extent such information is within the exclusive possession of the labor union and such labor union refuses to furnish such information to the contractor, the contractor shall so certify to the SHA and shall set forth what efforts have been made to obtain such information.

d. In the event the union is unable to provide the contractor with a reasonable flow of minority and women referrals within the time limit set forth in the collective bargaining agreement, the contractor will, through independent recruitment efforts, fill the employment vacancies without regard to race, color, religion, sex, national origin, age or disability; making full efforts to obtain qualified and/or qualifiable minority group persons and women. (The DOL has held that it shall be no excuse that the union with which the contractor has a collective bargaining agreement providing for exclusive referral failed to refer minority employees.) In the event the union referral practice prevents the contractor from meeting the obligations pursuant to Executive Order 11246, as amended, and these special provisions, such contractor shall immediately notify the SHA.

**8. Selection of Subcontractors, Procurement of Materials and Leasing of Equipment:** The contractor shall not discriminate on the grounds of race, color, religion, sex, national origin, age or disability in the selection and retention of subcontractors, including procurement of materials and leases of equipment.

a. The contractor shall notify all potential subcontractors and suppliers of his/her EEO obligations under this contract.

b. Disadvantaged business enterprises (DBE), as defined in 49 CFR 23, shall have equal opportunity to compete for and perform subcontracts which the contractor enters into pursuant to this contract. The contractor will use his best efforts to solicit bids from and to utilize DBE subcontractors or subcontractors with meaningful minority group and female representation among their employees. Contractors shall obtain lists of DBE construction firms from SHA personnel.

c. The contractor will use his best efforts to ensure subcontractor compliance with their EEO obligations.

**9. Records and Reports:** The contractor shall keep such records as necessary to document compliance with the EEO requirements. Such records shall be retained for a period of three years following completion of the contract work and shall be available at reasonable times and places for inspection by authorized representatives of the SHA and the FHWA.

a. The records kept by the contractor shall document the following:

(1) The number of minority and non-minority group members and women employed in each work classification on the project;

(2) The progress and efforts being made in cooperation with unions, when applicable, to increase employment opportunities for minorities and women;

(3) The progress and efforts being made in locating, hiring, training, qualifying, and upgrading minority and female employees; and

(4) The progress and efforts being made in securing the services of DBE subcontractors or subcontractors with meaningful minority and female representation among their employees.

b. The contractors will submit an annual report to the SHA each July for the duration of the project, indicating the number of minority, women, and non-minority group employees currently engaged in each work classification required by the contract work. This information is to be reported on Form FHWA-1391. If on-the-job training is being required by special provision, the contractor will be required to collect and report training data.

### III. NONSEGREGATED FACILITIES

(Applicable to all Federal-aid construction contracts and to all related subcontracts of \$10,000 or more.)

a. By submission of this bid, the execution of this contract or subcontract, or the consummation of this material supply agreement or purchase order, as appropriate, the bidder, Federal-aid construction contractor, subcontractor, material supplier, or vendor, as appropriate, certifies that the firm does not maintain or provide for its employees any segregated facilities at any of its establishments, and that the firm does not permit its employees to perform their services at any location, under its control, where segregated facilities are maintained. The firm agrees that a breach of this certification is a violation of the EEO provisions of this contract. The firm further certifies that no employee will be denied access to adequate facilities on the basis of sex or disability.

b. As used in this certification, the term "segregated facilities" means any waiting rooms, work areas, restrooms and washrooms, restaurants and other eating areas, timeclocks, locker rooms, and other storage or dressing areas, parking lots, drinking fountains, recreation or entertainment areas, transportation, and housing facilities provided for employees which are segregated by explicit directive, or are, in fact, segregated on the basis of race, color, religion, national origin, age or disability, because of habit, local custom, or otherwise. The only exception will be for the disabled when the demands for accessibility override (e.g. disabled parking).

c. The contractor agrees that it has obtained or will obtain identical certification from proposed subcontractors or material suppliers prior to award of subcontracts or consummation of material supply agreements of \$10,000 or more and that it will retain such certifications in its files.

### IV. PAYMENT OF PREDETERMINED MINIMUM WAGE

(Applicable to all Federal-aid construction contracts exceeding \$2,000 and to all related subcontracts, except for projects located on roadways classified as local roads or rural minor collectors, which are exempt.)

**1. General:**

a. All mechanics and laborers employed or working upon the site of the work will be paid unconditionally and not less often than once a week and without subsequent deduction or rebate on any account [except such payroll deductions as are permitted by regulations (29 CFR 3) issued by the Secretary of Labor under the Copeland Act (40 U.S.C. 276c)] the full amounts of wages and bona fide fringe benefits (or cash equivalents thereof) due at time of payment. The payment shall be computed at wage rates not less than those contained in the wage determination of the Secretary of Labor (hereinafter "the wage determination") which is attached hereto and made a part hereof, regardless of any contractual relationship which may be alleged to exist between the contractor or its subcontractors and such laborers and mechanics. The wage determination (including any additional classifications and wage rates conformed under paragraph 2 of this Section IV and the DOL poster (WH-1321) or Form FHWA-1495) shall be posted at all times by the contractor and its subcontractors at the site of the work in a prominent and accessible place where it can be easily seen by the workers. For the purpose of this Section, contributions made or costs reasonably anticipated for bona fide fringe benefits under Section 1(b)(2) of the Davis-Bacon Act (40 U.S.C. 276a) on behalf of laborers or mechanics are considered wages paid to such laborers or mechanics, subject to the provisions of Section IV, paragraph 3b, hereof. Also, for the purpose of this Section, regular contributions made or costs incurred for more than a weekly period (but not less often than quarterly) under plans, funds, or programs, which cover the particular weekly period, are deemed to be constructively made or incurred during such weekly period. Such laborers and mechanics shall be paid the appropriate wage rate and fringe benefits on the wage determination for the classification of work actually performed, without regard to skill, except as provided in paragraphs 4 and 5 of this Section IV.

b. Laborers or mechanics performing work in more than one classification may be compensated at the rate specified for each classification for the time actually worked therein, provided, that the employer's payroll records accurately set forth the time spent in each classification in which work is performed.

c. All rulings and interpretations of the Davis-Bacon Act and related acts contained in 29 CFR 1, 3, and 5 are herein incorporated by reference in this contract.

**2. Classification:**

a. The SHA contracting officer shall require that any class of laborers or mechanics employed under the contract, which is not listed in the wage determination, shall be classified in conformance with the wage determination.

b. The contracting officer shall approve an additional classification, wage rate and fringe benefits only when the following criteria have been met:

(1) the work to be performed by the additional classification requested is not performed by a classification in the wage determination;

(2) the additional classification is utilized in the area by the construction industry;

(3) the proposed wage rate, including any bona fide fringe benefits, bears a reasonable relationship to the wage rates contained in the wage determination; and

(4) with respect to helpers, when such a classification prevails in the area in which the work is performed.

c. If the contractor or subcontractors, as appropriate, the laborers and mechanics (if known) to be employed in the additional classification or their representatives, and the contracting officer agree on the classification and wage rate (including the amount designated for fringe benefits where appropriate), a report of the action taken shall be sent by the contracting officer to the DOL, Administrator of the Wage and Hour Division, Employment Standards Administration, Washington, D.C. 20210. The Wage and Hour Administrator, or an authorized representative, will approve, modify, or disapprove every additional classification action within 30 days of receipt and so advise the contracting officer or will notify the contracting officer within the 30-day period that additional time is necessary.

d. In the event the contractor or subcontractors, as appropriate, the laborers or mechanics to be employed in the additional classification or their representatives, and the contracting officer do not agree on the proposed classification and wage rate (including the amount designated for fringe benefits, where appropriate), the contracting officer shall refer the questions, including the views of all interested parties and the recommendation of the contracting officer, to the Wage and Hour Administrator for determination. Said Administrator, or an authorized representative, will issue a determination within 30 days of receipt and so advise the contracting officer or will notify the contracting officer within the 30-day period that additional time is necessary.

e. The wage rate (including fringe benefits where appropriate) determined pursuant to paragraph 2c or 2d of this Section IV shall be paid to all workers performing work in the additional classification from the first day on which work is performed in the classification.

**3. Payment of Fringe Benefits:**

a. Whenever the minimum wage rate prescribed in the contract for a class of laborers or mechanics includes a fringe benefit which is not expressed as an hourly rate, the contractor or subcontractors, as appropriate, shall either pay the benefit as stated in the wage determination or shall pay another bona fide fringe benefit or an hourly case equivalent thereof.

b. If the contractor or subcontractor, as appropriate, does not make payments to a trustee or other third person, he/she may consider as a part of the wages of any laborer or mechanic the amount of any costs reasonably anticipated in providing bona fide fringe benefits under a plan or program, provided, that the Secretary of Labor has found, upon the written request of the contractor, that the applicable standards of the Davis-Bacon Act have been met. The Secretary of Labor may require the contractor to set aside in a separate account assets for the meeting of obligations under the plan or program.

**4. Apprentices and Trainees (Programs of the U.S. DOL) and Helpers:**

a. Apprentices:

(1) Apprentices will be permitted to work at less than the predetermined rate for the work they performed when they are employed pursuant to and individually registered in a bona fide apprenticeship program registered with the DOL, Employment and Training Administration, Bureau of Apprenticeship and Training, or with a State apprenticeship agency recognized by the Bureau, or if a person is employed in his/her first 90 days of probationary employment as an apprentice in such an apprenticeship program, who is not individually registered in the program, but who has been certified by the Bureau of Apprenticeship and Training or a State apprenticeship agency (where appropriate) to be eligible for probationary employment as an apprentice.

(2) The allowable ratio of apprentices to journeyman-level employees on the job site in any craft classification shall not be greater than the ratio permitted to the contractor as to the entire work force under the registered program. Any employee listed on a payroll at an apprentice wage rate, who is not registered or otherwise employed as stated above, shall be paid not less than the applicable wage rate listed in the wage determination for the classification of work actually performed. In addition, any apprentice performing work on the job site in excess of the ratio permitted under the registered program shall be paid not less than the applicable wage rate on the wage determination for the work actually performed. Where a contractor or subcontractor is performing construction on a project in a locality other than that in which its program is registered, the ratios and wage rates (expressed in percentages of the journeyman-level hourly rate) specified in the contractor's or subcontractor's registered program shall be observed.

(3) Every apprentice must be paid at not less than the rate specified in the registered program for the apprentice's level of progress, expressed as a percentage of the journeyman-level hourly rate specified in the applicable wage determination. Apprentices shall be paid fringe benefits in accordance with the provisions of the apprenticeship program. If the apprenticeship program does not specify fringe benefits, apprentices must be paid the full amount of fringe benefits listed on the wage determination for the applicable classification. If the Administrator for the Wage and Hour Division determines that a different practice prevails for the applicable apprentice classification, fringes shall be paid in accordance with that determination.

(4) In the event the Bureau of Apprenticeship and Training, or a State apprenticeship agency recognized by the Bureau, withdraws approval of an apprenticeship program, the contractor or subcontractor will no longer be permitted to utilize apprentices at less than the applicable predetermined rate for the comparable work performed by regular employees until an acceptable program is approved.

b. Trainees:

(1) Except as provided in 29 CFR 5.16, trainees will not be permitted to work at less than the predetermined rate for the work performed unless they are employed pursuant to and individually registered in a program which has received prior approval, evidenced by formal certification by the DOL, Employment and Training Administration.

(2) The ratio of trainees to journeyman-level employees on the job site shall not be greater than permitted under the plan approved by the Employment and Training Administration. Any employee listed on the payroll at a trainee rate who is not registered and participating in a training plan approved by the Employment and Training Administration shall be paid not less than the applicable wage rate on the wage determination for the classification of work actually performed. In addition, any trainee performing work on the job site in excess of the ratio permitted under the registered program shall be paid not less than the applicable wage rate on the wage determination for the work actually performed.

(3) Every trainee must be paid at not less than the rate specified in the approved program for his/her level of progress, expressed as a percentage of the journeyman-level hourly rate specified in the applicable wage determination. Trainees shall be paid fringe benefits in accordance with the provisions of the trainee program. If the trainee program does not mention fringe benefits, trainees shall be paid the full amount of fringe benefits listed on the wage determination unless the Administrator of the Wage and Hour Division determines that there is an apprenticeship program associated with the corresponding journeyman-level wage rate on the wage determination which provides for less than full fringe benefits for apprentices, in which case such trainees shall receive the same fringe benefits as apprentices.

(4) In the event the Employment and Training Administration withdraws approval of a training program, the contractor or subcontractor will no longer be permitted to utilize trainees at less than the applicable predetermined rate for the work performed until an acceptable program is approved.

c. Helpers:

Helpers will be permitted to work on a project if the helper classification is specified and defined on the applicable wage determination or is approved pursuant to the conformance procedure set forth in Section IV.2. Any worker listed on a payroll at a helper wage rate, who is not a helper under an approved definition, shall be paid not less than the applicable wage rate on the wage determination for the classification of work actually performed.

**5. Apprentices and Trainees (Programs of the U.S. DOT):**

Apprentices and trainees working under apprenticeship and skill training programs which have been certified by the Secretary of Transportation as promoting EEO in connection with Federal-aid highway construction programs are not subject to the requirements of paragraph 4 of this Section IV. The straight time hourly wage rates for apprentices and trainees under such programs will be established by the particular programs. The ratio of apprentices and trainees to journeymen shall not be greater than permitted by the terms of the particular program.

**6. Withholding:**

The SHA shall upon its own action or upon written request of an authorized representative of the DOL withhold, or cause to be withheld, from the contractor or subcontractor under this contract or any other Federal contract with the same prime contractor, or any other Federally-assisted contract subject to Davis-Bacon prevailing wage requirements which is held by the

same prime contractor, as much of the accrued payments or advances as may be considered necessary to pay laborers and mechanics, including apprentices, trainees, and helpers, employed by the contractor or any subcontractor the full amount of wages required by the contract. In the event of failure to pay any laborer or mechanic, including any apprentice, trainee, or helper, employed or working on the site of the work, all or part of the wages required by the contract, the SHA contracting officer may, after written notice to the contractor, take such action as may be necessary to cause the suspension of any further payment, advance, or guarantee of funds until such violations have ceased.

#### **7. Overtime Requirements:**

No contractor or subcontractor contracting for any part of the contract work which may require or involve the employment of laborers, mechanics, watchmen, or guards (including apprentices, trainees, and helpers described in paragraphs 4 and 5 above) shall require or permit any laborer, mechanic, watchman, or guard in any workweek in which he/she is employed on such work, to work in excess of 40 hours in such workweek unless such laborer, mechanic, watchman, or guard receives compensation at a rate not less than one-and-one-half times his/her basic rate of pay for all hours worked in excess of 40 hours in such workweek.

#### **8. Violation:**

Liability for Unpaid Wages; Liquidated Damages: In the event of any violation of the clause set forth in paragraph 7 above, the contractor and any subcontractor responsible thereof shall be liable to the affected employee for his/her unpaid wages. In addition, such contractor and subcontractor shall be liable to the United States (in the case of work done under contract for the District of Columbia or a territory, to such District or to such territory) for liquidated damages. Such liquidated damages shall be computed with respect to each individual laborer, mechanic, watchman, or guard employed in violation of the clause set forth in paragraph 7, in the sum of \$10 for each calendar day on which such employee was required or permitted to work in excess of the standard work week of 40 hours without payment of the overtime wages required by the clause set forth in paragraph 7.

#### **9. Withholding for Unpaid Wages and Liquidated Damages:**

The SHA shall upon its own action or upon written request of any authorized representative of the DOL withhold, or cause to be withheld, from any monies payable on account of work performed by the contractor or subcontractor under any such contract or any other Federal contract with the same prime contractor, or any other Federally-assisted contract subject to the Contract Work Hours and Safety Standards Act, which is held by the same prime contractor, such sums as may be determined to be necessary to satisfy any liabilities of such contractor or subcontractor for unpaid wages and liquidated damages as provided in the clause set forth in paragraph 8 above.

### **V. STATEMENTS AND PAYROLLS**

(Applicable to all Federal-aid construction contracts exceeding \$2,000 and to all related subcontracts, except for projects located on roadways classified as local roads or rural collectors, which are exempt.)

#### **1. Compliance with Copeland Regulations (29 CFR 3):**

The contractor shall comply with the Copeland Regulations of the Secretary of Labor which are herein incorporated by reference.

#### **2. Payrolls and Payroll Records:**

a. Payrolls and basic records relating thereto shall be maintained by the contractor and each subcontractor during the course of the work and preserved for a period of 3 years from the date of completion of the contract for all laborers, mechanics, apprentices, trainees, watchmen, helpers, and guards working at the site of the work.

b. The payroll records shall contain the name, social security number, and address of each such employee; his or her correct classification; hourly rates of wages paid (including rates of contributions or costs anticipated for bona fide fringe benefits or cash equivalent thereof the types described in Section 1(b)(2)(B) of the Davis Bacon Act); daily and weekly number of hours worked; deductions made; and actual wages paid. In addition, for Appalachian contracts, the payroll records shall contain a notation indicating whether the employee does, or does not, normally reside in the labor area as defined in Attachment A, paragraph 1. Whenever the Secretary of Labor, pursuant to Section IV, paragraph 3b, has found that the wages of any laborer or mechanic include the amount of any costs reasonably anticipated in providing benefits under a plan or program described in Section 1(b)(2)(B) of the Davis Bacon Act, the contractor and each subcontractor shall maintain records which show that the commitment to provide such benefits is enforceable, that the plan or program is financially responsible, that the plan or program has been communicated in writing to the laborers or mechanics affected, and show the cost anticipated or the actual cost incurred in providing benefits. Contractors or subcontractors employing apprentices or trainees under approved programs shall maintain written evidence of the registration of apprentices and trainees, and ratios and wage rates prescribed in the applicable programs.

c. Each contractor and subcontractor shall furnish, each week in which any contract work is performed, to the SHA resident engineer a payroll of wages paid each of its employees (including apprentices, trainees, and helpers, described in Section IV, paragraphs 4 and 5, and watchmen and guards engaged on work during the preceding weekly payroll period). The payroll submitted required to be maintained under paragraph 2b of this Section V. This information may be submitted in any form desired. Optional Form WH-347 is available for this purpose and may be purchased from the Superintendent of Documents (Federal stock number 029-005-0014-1), U.S. Government Printing Office, Washington, D.C. 20402. The prime contractor is responsible for the submission of copies of payrolls by all subcontractors.

d. Each payroll submitted shall be accompanied by a "Statement of Compliance," signed by the contractor or subcontractor or his/her agent who pays or supervises the payment of the persons employed under the contract and shall certify the following:

(1) that the payroll for the payroll period contains the information required to be maintained under paragraph 2b of this Section V and that such information is correct and complete;

(2) that such laborer or mechanic (including each helper, apprentice, and trainee) employed on the contract during the payroll period has been paid the full weekly wages earned,



without rebate, either directly or indirectly, and that no deductions have been made either directly or indirectly from the full wages earned, other than permissible deductions as set forth in the Regulations, 29 CFR 3;

(3) that each laborer or mechanic has been paid not less than the applicable wage rate and fringe benefits or cash equivalent for the classification of work performed, as specified in the applicable wage determination incorporated into the contract.

e. The weekly submission of a properly executed certification set forth on the reverse side of Optional Form WH-347 shall satisfy the requirement for submission of the "Statement of Compliance" required by paragraph 2d of this Section V.

f. The falsification of any of the above certifications may subject the contractor to civil or criminal prosecution under 18 U.S.C. 1001 and 31 U.S.C. 231.

g. The contractor or subcontractor shall make the records required under paragraph 2b of this Section V available for inspection, copying, or transcription by authorized representatives of the SHA, the FHWA, or the DOL, and shall permit such representatives to interview employees during working hours on the job. If the contractor or subcontractor fails to submit the required records or to make them available, the SHA, the FHWA, the DOL, or all may, after written notice to the contractor, sponsor, applicant, or owner, take such actions as may be necessary to cause the suspension of any further payment, advance, or guarantee of funds. Furthermore, failure to submit the required records upon request or to make such records available may be grounds for debarment action pursuant to 29 CFR 5.12.

## VI. RECORD OF MATERIALS, SUPPLIES, AND LABOR

1. On all Federal-aid contracts on the National Highway System, except those which provide solely for the installation of protective devices at railroad grade crossings, those which are constructed on a force account or direct labor basis, highway beautification contracts, and contracts for which the total final construction cost for roadway and bridge is less than \$1,000,000 (23 CFR 635) the contractor shall:

a. Become familiar with the list of specific materials and supplies contained in Form FHWA-47, "Statement of Materials and Labor Used by Contractor of Highway Construction Involving Federal Funds," prior to the commencement of work under this contract.

b. Maintain a record of the total cost of all materials and supplies purchased for and incorporated in the work, and also of the quantities of those specific materials and supplies listed on Form FHWA-47, and in the units shown on Form FHWA-47.

c. Furnish, upon the completion of the contract, to the SHA resident engineer on Form FHWA-47 together with the data required in paragraph 1b relative to materials and supplies, a final labor summary of all contract work indicating the total hours worked and the total amount earned.

2. At the prime contractor's option, either a single report covering all contract work or separate reports for the contractor and for each subcontract shall be submitted.

## VII. SUBLETTING OR ASSIGNING THE CONTRACT

1. The contractor shall perform with its own organization contract work amounting to not less than 30 percent (or a greater percentage if specified elsewhere in the contract) of the total original contract price, excluding any specialty items designated by the State. Specialty items may be performed by subcontract and the amount of any such specialty items performed may be deducted from the total original contract price before computing the amount of work required to be performed by the contractor's own organization (23 CFR 635).

a. "Its own organization" shall be construed to include only workers employed and paid directly by the prime contractor and equipment owned or rented by the prime contractor, with or without operators. Such term does not include employees or equipment of a subcontractor, assignee, or agent of the prime contractor.

b. "Specialty Items" shall be construed to be limited to work that requires highly specialized knowledge, abilities, or equipment not ordinarily available in the type of contracting organizations qualified and expected to bid on the contract as a whole and in general are to be limited to minor components of the overall contract.

2. The contract amount upon which the requirements set forth in paragraph 1 of Section VII is computed includes the cost of material and manufactured products which are to be purchased or produced by the contractor under the contract provisions.

3. The contractor shall furnish (a) a competent superintendent or supervisor who is employed by the firm, has full authority to direct performance of the work in accordance with the contract requirements, and is in charge of all construction operations (regardless of who performs the work) and (b) such other of its own organizational resources (supervision, management, and engineering services) as the SHA contracting officer determines is necessary to assure the performance of the contract.

4. No portion of the contract shall be sublet, assigned or otherwise disposed of except with the written consent of the SHA contracting officer, or authorized representative, and such consent when given shall not be construed to relieve the contractor of any responsibility for the fulfillment of the contract. Written consent will be given only after the SHA has assured that each subcontract is evidenced in writing and that it contains all pertinent provisions and requirements of the prime contract.

## VIII. SAFETY: ACCIDENT PREVENTION

1. In the performance of this contract the contractor shall comply with all applicable Federal, State, and local laws governing safety, health, and sanitation (23 CFR 635). The contractor shall provide all safeguards, safety devices and protective equipment and take any other needed actions as it determines, or as the SHA contracting officer may determine, to be reasonably necessary to protect the life and health of employees on the job and the safety of the public and to protect property in connection with the performance of the work covered by the contract.

2. It is a condition of this contract, and shall be made a condition of each subcontract, which the contractor enters into pursuant to this contract, that the contractor and any subcontractor shall not permit any employee, in performance of the contract, to work in surroundings or under conditions which are unsanitary,

hazardous or dangerous to his/her health or safety, as determined under construction safety and health standards (29 CFR 1926) promulgated by the Secretary of Labor, in accordance with Section 107 of the Contract Work Hours and Safety Standards Act (40 U.S.C. 333).

3. Pursuant to 29 CFR 1926.3, it is a condition of this contract that the Secretary of Labor or authorized representative thereof, shall have right of entry to any site of contract performance to inspect or investigate the matter of compliance with the construction safety and health standards and to carry out the duties of the Secretary under Section 107 of the Contract Work Hours and Safety Standards Act (40 U.S.C. 333).

#### **IX. FALSE STATEMENTS CONCERNING HIGHWAY PROJECTS**

In order to assure high quality and durable construction in conformity with approved plans and specifications and a high degree of reliability on statements and representations made by engineers, contractors, suppliers, and workers on Federal-aid highway projects, it is essential that all persons concerned with the project perform their functions as carefully, thoroughly, and honestly as possible. Willful falsification, distortion, or misrepresentation with respect to any facts related to the project is a violation of Federal law. To prevent any misunderstanding regarding the seriousness of these and similar acts, the following notice shall be posted on each Federal-aid highway project (23 CFR 635) in one or more places where it is readily available to all persons concerned with the project:

##### **NOTICE TO ALL PERSONNEL ENGAGED ON FEDERAL-AID HIGHWAY PROJECTS**

18 U.S.C. 1020 reads as follows:

*"Whoever, being an officer, agent, or employee of the United States, or of any State or Territory, or whoever, whether a person, association, firm, or corporation, knowingly makes any false statement, false representation, or false report as to the character, quality, quantity, or cost of the material used or to be used, or the quantity or quality of the work performed or to be performed, or the cost thereof in connection with the submission of plans, maps, specifications, contracts, or costs of construction on any highway or related project submitted for approval to the Secretary of Transportation; or*

*Whoever knowingly makes any false statement, false representation, false report or false claim with respect to the character, quality, quantity, or cost of any work performed or to be performed, or materials furnished or to be furnished, in connection with the construction of any highway or related project approved by the Secretary of Transportation; or*

*Whoever knowingly makes any false statement or false representation as to material fact in any statement, certificate, or report submitted pursuant to provisions of the Federal-aid Roads Act approved July 1, 1916, (39 Stat. 355), as amended and supplemented;*

*Shall be fined not more than \$10,000 or imprisoned not more than 5 years or both."*

#### **X. IMPLEMENTATION OF CLEAN AIR ACT AND FEDERAL WATER POLLUTION CONTROL ACT**

(Applicable to all Federal-aid construction contracts and to all related subcontracts of \$100,000 or more.)

By submission of this bid or the execution of this contract, or subcontract, as appropriate, the bidder, Federal-aid construction contractor, or subcontractor, as appropriate, will be deemed to have stipulated as follows:

1. That any facility that is or will be utilized in the performance of this contract, unless such contract is exempt under the Clean Air Act, as amended (42 U.S.C. 1857 et seq., as amended by Pub.L. 91-604), and under the Federal Water Pollution Control Act, as amended (33 U.S.C. 1251 et seq., as amended by Pub.L. 92-500), Executive Order 11738, and regulations in implementation thereof (40 CFR 15) is not listed, on the date of contract award, on the U.S. Environmental Protection Agency (EPA) List of Violating Facilities pursuant to 40 CFR 15.20.

2. That the firm agrees to comply and remain in compliance with all the requirements of Section 114 of the Clean Air Act and Section 308 of the Federal Water Pollution Control Act and all regulations and guidelines listed thereunder.

3. That the firm shall promptly notify the SHA of the receipt of any communication from the Director, Office of Federal Activities, EPA, indicating that a facility that is or will be utilized for the contract is under consideration to be listed on the EPA List of Violating Facilities.

4. That the firm agrees to include or cause to be included the requirements of paragraph 1 through 4 of this Section X in every nonexempt subcontract, and further agrees to take such action as the government may direct as a means of enforcing such requirements.

#### **XI. CERTIFICATION REGARDING DEBARMENT, SUSPENSION, INELIGIBILITY AND VOLUNTARY EXCLUSION**

##### **1. Instructions for Certification - Primary Covered Transactions:**

(Applicable to all Federal-aid contracts - 49 CFR 29)

a. By signing and submitting this proposal, the prospective primary participant is providing the certification set out below.

b. The inability of a person to provide the certification set out below will not necessarily result in denial of participation in this covered transaction. The prospective participant shall submit an explanation of why it cannot provide the certification set out below. The certification or explanation will be considered in connection with the department or agency's determination whether to enter into this transaction. However, failure of the prospective primary participant to furnish a certification or an explanation shall disqualify such a person from participation in this transaction.

c. The certification in this clause is a material representation of fact upon which reliance was placed when the department or agency determined to enter into this transaction. If it is later determined that the prospective primary participant knowingly rendered an erroneous certification, in addition to other remedies available to the Federal Government, the department or agency may terminate this transaction for cause of default.

d. The prospective primary participant shall provide immediate written notice to the department or agency to whom this proposal is submitted if any time the prospective primary participant learns that its certification was erroneous when submitted or has become erroneous by reason of changed circumstances.

e. The terms "covered transaction," "debarred," "suspended," "ineligible," "lower tier covered transaction," "participant," "person," "primary covered transaction," "principal," "proposal," and "voluntarily excluded," as used in this clause, have the meanings set out in the Definitions and Coverage sections of rules implementing Executive Order 12549. You may contact the department or agency to which this proposal is submitted for assistance in obtaining a copy of those regulations.

f. The prospective primary participant agrees by submitting this proposal that, should the proposed covered transaction be entered into, it shall not knowingly enter into any lower tier covered transaction with a person who is debarred, suspended, declared ineligible, or voluntarily excluded from participation in this covered transaction, unless authorized by the department or agency entering into this transaction.

g. The prospective primary participant further agrees by submitting this proposal that it will include the clause titled "Certification Regarding Debarment, Suspension, Ineligibility and Voluntary Exclusion-Lower Tier Covered Transaction," provided by the department or agency entering into this covered transaction, without modification, in all lower tier covered transactions and in all solicitations for lower tier covered transactions.

h. A participant in a covered transaction may rely upon a certification of a prospective participant in a lower tier covered transaction that is not debarred, suspended, ineligible, or voluntarily excluded from the covered transaction, unless it knows that the certification is erroneous. A participant may decide the method and frequency by which it determines the eligibility of its principals. Each participant may, but is not required to, check the nonprocurement portion of the "Lists of Parties Excluded From Federal Procurement or Nonprocurement Programs" (Nonprocurement List) which is compiled by the General Services Administration.

i. Nothing contained in the foregoing shall be construed to require establishment of a system of records in order to render in good faith the certification required by this clause. The knowledge and information of participant is not required to exceed that which is normally possessed by a prudent person in the ordinary course of business dealings.

j. Except for transactions authorized under paragraph f of these instructions, if a participant in a covered transaction knowingly enters into a lower tier covered transaction with a person who is suspended, debarred, ineligible, or voluntarily excluded from participation in this transaction, in addition to other remedies available to the Federal Government, the department or agency may terminate this transaction for cause or default.

\*\*\*\*\*

#### **Certification Regarding Debarment, Suspension, Ineligibility and Voluntary Exclusion--Primary Covered Transactions**

1. The prospective primary participant certifies to the best of its knowledge and belief, that it and its principals:

a. Are not presently debarred, suspended, proposed for debarment, declared ineligible, or voluntarily excluded from covered transactions by any Federal department or agency;

b. Have not within a 3-year period preceding this proposal been convicted of or had a civil judgement rendered against them for commission of fraud or a criminal offense in connection with obtaining, attempting to obtain, or performing a public (Federal, State or local) transaction or contract under a public transaction; violation of Federal or State antitrust statutes or commission of embezzlement, theft, forgery, bribery, falsification or destruction of records, making false statements, or receiving stolen property;

c. Are not presently indicted for or otherwise criminally or civilly charged by a governmental entity (Federal, State or local) with commission of any of the offenses enumerated in paragraph 1b of this certification; and

d. Have not within a 3-year period preceding this application/proposal had one or more public transactions (Federal, State or local) terminated for cause or default.

2. Where the prospective primary participant is unable to certify to any of the statements in this certification, such prospective participant shall attach an explanation to this proposal.

\*\*\*\*\*

#### **2. Instructions for Certification - Lower Tier Covered Transactions:**

(Applicable to all subcontracts, purchase orders and other lower tier transactions of \$25,000 or more - 49 CFR 29)

a. By signing and submitting this proposal, the prospective lower tier is providing the certification set out below.

b. The certification in this clause is a material representation of fact upon which reliance was placed when this transaction was entered into. If it is later determined that the prospective lower tier participant knowingly rendered an erroneous certification, in addition to other remedies available to the Federal Government, the department, or agency with which this transaction originated may pursue available remedies, including suspension and/or debarment.

c. The prospective lower tier participant shall provide immediate written notice to the person to which this proposal is submitted if at any time the prospective lower tier participant learns that its certification was erroneous by reason of changed circumstances.

d. The terms "covered transaction," "debarred," "suspended," "ineligible," "primary covered transaction," "participant," "person," "principal," "proposal," and "voluntarily excluded," as used in this clause, have the meanings set out in the Definitions and Coverage sections of rules implementing Executive

Order 12549. You may contact the person to which this proposal is submitted for assistance in obtaining a copy of those regulations.

e. The prospective lower tier participant agrees by submitting this proposal that, should the proposed covered transaction be entered into, it shall not knowingly enter into any lower tier covered transaction with a person who is debarred, suspended, declared ineligible, or voluntarily excluded from participation in this covered transaction, unless authorized by the department or agency with which this transaction originated.

f. The prospective lower tier participant further agrees by submitting this proposal that it will include this clause titled "Certification Regarding Debarment, Suspension, Ineligibility and Voluntary Exclusion-Lower Tier Covered Transaction," without modification, in all lower tier covered transactions and in all solicitations for lower tier covered transactions.

g. A participant in a covered transaction may rely upon a certification of a prospective participant in a lower tier covered transaction that is not debarred, suspended, ineligible, or voluntarily excluded from the covered transaction, unless it knows that the certification is erroneous. A participant may decide the method and frequency by which it determines the eligibility of its principals. Each participant may, but is not required to, check the Nonprocurement List.

h. Nothing contained in the foregoing shall be construed to require establishment of a system of records in order to render in good faith the certification required by this clause. The knowledge and information of participant is not required to exceed that which is normally possessed by a prudent person in the ordinary course of business dealings.

i. Except for transactions authorized under paragraph e of these instructions, if a participant in a covered transaction knowingly enters into a lower tier covered transaction with a person who is suspended, debarred, ineligible, or voluntarily excluded from participation in this transaction, in addition to other remedies available to the Federal Government, the department or agency with which this transaction originated may pursue available remedies, including suspension and/or debarment.

\* \* \* \* \*

**Certification Regarding Debarment, Suspension, Ineligibility and Voluntary Exclusion—Lower Tier Covered Transactions:**

1. The prospective lower tier participant certifies, by submission of this proposal, that neither it nor its principals is presently debarred, suspended, proposed for debarment, declared

ineligible, or voluntarily excluded from participation in this transaction by any Federal department or agency.

2. Where the prospective lower tier participant is unable to certify to any of the statements in this certification, such prospective participant shall attach an explanation to this proposal.

\* \* \* \* \*

**XII. CERTIFICATION REGARDING USE OF CONTRACT FUNDS FOR LOBBYING**

(Applicable to all Federal-aid construction contracts and to all related subcontracts which exceed \$100,000 - 49 CFR 20)

1. The prospective participant certifies, by signing and submitting this bid or proposal, to the best of his or her knowledge and belief, that:

a. No Federal appropriated funds have been paid or will be paid, by or on behalf of the undersigned, to any person for influencing or attempting to influence an officer or employee of any Federal agency, a Member of Congress, an officer or employee of Congress, or an employee of a Member of Congress in connection with the awarding of any Federal contract, the making of any Federal grant, the making of any Federal loan, the entering into of any cooperative agreement, and the extension, continuation, renewal, amendment, or modification of any Federal contract, grant, loan, or cooperative agreement.

b. If any funds other than Federal appropriated funds have been paid or will be paid to any person for influencing or attempting to influence an officer or employee of any Federal agency, a Member of Congress, an officer or employee of Congress, or an employee of a Member of Congress in connection with this Federal contract, grant, loan, or cooperative agreement, the undersigned shall complete and submit Standard Form-LLL, "Disclosure Form to Report Lobbying," in accordance with its instructions.

2. This certification is a material representation of fact upon which reliance was placed when this transaction was made or entered into. Submission of this certification is a prerequisite for making or entering into this transaction imposed by 31 U.S.C. 1352. Any person who fails to file the required certification shall be subject to a civil penalty of not less than \$10,000 and not more than \$100,000 for each such failure.

3. The prospective participant also agrees by submitting his or her bid or proposal that he or she shall require that the language of this certification be included in all lower tier subcontracts, which exceed \$100,000 and that all such recipients shall certify and disclose accordingly.

**NOTICE OF REQUIREMENTS FOR AFFIRMATIVE  
ACTION TO ENSURE EQUAL EMPLOYMENT  
OPPORTUNITY (EXECUTIVE ORDER 11246)**

1. The Offeror's or Bidder's attention is called to the "Equal Opportunity Clause" and the "Standard Federal Equal Employment Opportunity Construction Contract Specifications" set forth herein.
2. The goals and timetables for minority and female participation, expressed in percentage terms for the Contractor's aggregate workforce in each trade on all construction work in the covered area, are as follows:

Timetables	Goals for female participation in each trade (percent)
From April 1, 1978 until March 31, 1979	3.1
From April 1, 1979 until March 31, 1980	5.1
From April 1, 1980 until March 31, 1981	6.9
 Until further notice	 Goals for minority participation for each trade (percent)
 SHSA Cities:	
Pascagoula - Moss Point -----	16.9
Biloxi - Gulfport-----	19.2
Jackson-----	30.3
 SMSA Counties:	
Desoto-----	32.3
Hancock, Harrison, Stone-----	19.2
Hinds, Rankin-----	30.3
Jackson-----	16.9
 Non-SMSA Counties:	
George, Greene -----	26.4
Alcorn, Benton, Bolivar, Calhoun, Carroll, Chickasaw, Clay, Coahoma, Grenada, Itawamba, Lafayette, Lee, Leflore, Marshall, Monroe, Montgomery, Panola, Pontotoc, Prentiss, Quitman, Sunflower, Tallahatchie, Tate, Tippah, Tishomingo, Tunica, Union, Washington, Webster, Yalobusha-----	26.5
Attala, Choctaw, Claiborne, Clarke, Copiah, Covington, Franklin, Holmes, Humphreys, Issaquena, Jasper, Jefferson, Jefferson Davis, Jones Kemper, Lauderdale, Lawrence, Leake, Lincoln, Lowndes, Madison, Neshoba, Newton, Noxubee, Oktibbeha, Scott, Sharkey, Simpson, Smith, Warren, Wayne, Winston, Yazoo -----	32.0
Forrest, Lamar, Marion, Pearl River, Perry, Pike, Walthall -----	27.7
Adams, Amite, Wilkinson-----	30.4

These goals are applicable to all the Contractor's construction work (whether or not it is Federal or federally assisted) performed in the covered area. If the contractor performs construction work in a geographical area located outside of the covered area, it shall apply the goals established for such geographical area where the work is actually performed. With regard to this second area, the contractor also is subject to the goals for both its federally involved and nonfederally involved construction.

The Contractor's compliance with the Executive Order and the regulations in CFR Part 60-4 shall be based on its implementation of the Equal Opportunity clause, specific affirmative action obligations required by the specifications set forth in 41 CFR 60-4.3(a), and its efforts to meet the goals. The hours of minority and female employment and training must be substantially uniform throughout the length of the contract, and in each trade, and the Contractor shall make a good faith effort to employ minorities and women evenly on each of its projects. The transfer of minority or female employees or trainees from Contractor to Contractor or from project to project for the sole purpose of meeting the Contractor's goals shall be a violation of the contract, the Executive Order and the regulations in 41 CFR Part 60-4. Compliance with the goals will be measured against the total work hours performed.

3. The Contractor shall provide written notification to the Director of the Office of Federal Contract Compliance Programs within 10 working days of award of any construction subcontract in excess of \$10,000 at any tier for construction work under the contract resulting from this solicitation. The notification shall list the name, address and telephone number of the subcontractor, employer identification number of the subcontractor, estimated dollar amount of the subcontract; estimated starting and completion dates of the subcontract; and the geographical area in which the subcontract is to be performed.

4. As used in this Notice, and in the contract resulting from this solicitation, the "covered area" is to the county and city (if any), stated in the advertisement.

5. The notification required in Paragraph 3 shall be addressed to the following:

Contract Compliance Officer  
Mississippi Department of Transportation  
P.O. Box 1850  
Jackson, Mississippi 39215-1850

## MISSISSIPPI DEPARTMENT OF TRANSPORTATION

SPECIAL PROVISION NO. 907-101-4

CODE: (IS)

DATE: 11/05/2008

SUBJECT: Definitions

Section 101, Definitions and Terms, of the 2004 Edition of the Mississippi Standard Specifications for Road and Bridge Construction is hereby amended as follows:

**907-101.02--Definitions.** Replace the following definitions in Subsection 101.02 on pages 3 through 13.

**Contract** - The written agreement between the Mississippi Transportation Commission and the Contractor setting forth the obligations of the parties thereunder, including but not limited to, the performance of the work, the furnishing of labor and materials, and the basis of payment.

The contract includes the invitation for bids, proposal, contract form and contract bonds, specifications, supplemental specifications, interim specifications, general and detailed plans, special provisions, notices to bidders, notice to proceed, and also any agreements that are required to complete the construction of the work in an acceptable manner, including authorized extensions thereof, all of which constitute one instrument.

**Contract Bonds** - The approved form of security, executed by the Contractor and the Contractor's Surety(ies), guaranteeing complete execution of the contract and all supplemental agreements pertaining thereto and the payment of all legal debts pertaining to the construction of the project. This term includes Performance and Payment Bond(s).

**Surety** - A corporate body, qualified under the laws of Mississippi, which is bound with and for the successful bidder by "contract bond(s)" to guarantee acceptable performance of the contract and payment of all legal taxes and debts pertaining to the construction of the project, including payment of State Sales Tax as prescribed by law, and any overpayment made to the Contractor.

Add the following to the list of definitions in Subsection 101.02 on pages 3 through 13.

**Performance Bond** - The approved form of security, executed by the Contractor and issued by the Contractor's Surety(ies), guaranteeing satisfactory completion of the contract and all supplemental agreements pertaining thereto.

**Payment Bond** - The approved form of security, executed by the Contractor and issued by the Contractor's Surety(ies), guaranteeing the payment of all legal debts pertaining to the construction of the project including, but not limited to, the labor and materials of subcontractors and suppliers to the prime contractor.

**MISSISSIPPI DEPARTMENT OF TRANSPORTATION**

**SUPPLEMENT TO SPECIAL PROVISION NO. 907-102-4**

**DATE: 12/10/2009**

**SUBJECT: Bidding Requirements and Conditions**

Delete the first sentence of the second paragraph of 907-102.08 on page 2, and substitute the following:

If a bid bond is offered as guaranty, the bond must be on a form approved by the Executive Director, made by a Surety acceptable to the Executive Director and signed or countersigned by a Mississippi Agent or Qualified Nonresident Agent and the Bidder.

## MISSISSIPPI DEPARTMENT OF TRANSPORTATION

**SPECIAL PROVISION NO. 907-102-4**

**CODE: (IS)**

**DATE: 11/25/2008**

**SUBJECT: Bidding Requirements and Conditions**

**907-102.06--Preparation of Proposal.** Delete the fifth, sixth, and seventh paragraphs of Subsection 102.06 on page 18 and substitute the following:

Bid sheets generated by the Department's Electronic Bid System (Trns•port Expedite Bid) along with a completed proposal package will constitute the official bid and shall be signed on the last sheet of the Expedite Bid generated bid sheets and delivered to the Department in accordance with the provisions of Subsection 102.09.

Bidders are cautioned that using other versions of the Expedite Bid may result in improperly printed bid sheets. The correct version of Expedite Bid can be obtained at no cost from the MDOT Contract Administration Division or at the MDOT website, [www.gomdot.com](http://www.gomdot.com).

If bidders submit Expedite Bid generated bid sheets, then the bid sheets included in the proposal should not be completed. The Expedite Bid generated bid sheets should be stapled together, signed and included in the bid proposal package in the sealed envelope. If both the forms in the proposal and the Expedite Bid generated bid sheets are completed and submitted, only the Expedite Bid generated sheets will be recognized and used for the official bid. The USB Flash Drive containing the information printed on the Expedite Bid generated bid sheets should be placed in the padded envelope included with the bid proposal package and enclosed in the sealed envelope. Bid sheets printed from Expedite Bid should be a representation of the data returned on the flash drive. To have a true representation of the bid sheets, the Bidder must copy the EBS and EBS amendment files used to prepare the bid sheets to the flash drive. Otherwise, the unit prices bid will not be recorded to the flash drive. Bidders are cautioned that failure to follow proper flash drive handling procedures could result in the Department being unable to process the flash drive. Any modification or manipulation of the data contained on the flash drive, other than entering unit bid prices and completing all required Expedite Bid sections, will not be allowed and will cause the Contractor's bid to be considered irregular.

**907-102.08--Proposal Guaranty.** Delete the first and second paragraphs in Subsection 102.08 on page 20 and substitute the following:

No proposal will be considered unless accompanied by certified check, cashier's check or bid bond, made payable to the State of Mississippi, in an amount of not less than five percent (5%) of the total amount of the proposal offered. The guaranty shall be evidence of good faith that, if awarded the contract, the bidder will execute the contract and give performance and payment contract bond(s) as stipulated in Subsection 907-103.05.1, 907-103.05.2, and as required by law.



If a bid bond is offered as guaranty, the bond must be on a form approved by the Executive Director, made by a Surety acceptable to the Executive Director and signed or countersigned by a qualified Mississippi resident agent or qualified nonresident agent and the bidder. Such bid bond shall also conform to the requirements and conditions stipulated in Subsection 907-103.05.2 as applicable.

## MISSISSIPPI DEPARTMENT OF TRANSPORTATION

SPECIAL PROVISION NO. 907-103-8

CODE: (SP)

DATE: 12/15/2009

SUBJECT: Award and Execution of Contract

Section 103, Award and Execution of Contract, of the 2004 Edition of the Mississippi Standard Specifications for Road and Bridge Construction is hereby amended as follows:

**907-103.04--Return of Proposal Guaranty.** Delete the second paragraph of Subsection 103.04 on page 23 and substitute the following:

Certified checks or cashier's checks submitted as proposal guaranties, except those of the two lowest bidders, will be returned within 10 days of contract award. The retained proposal guaranty of the unsuccessful of the two lowest bidders will be returned within ten days following the execution of a contract with the successful low bidder. The retained proposal guaranty of the successful bidder will be returned after satisfactory performance and payment bonds have been furnished and the contract has been executed.

In the event all bids are rejected by the Commission, certified checks or cashier's checks submitted as proposal guaranty by all bidders will be returned within 10 days of rejection.

Delete Subsection 103.05 on page 23 and substitute the following:

**907-103.05--Contract Bonds.**

**907-103.05.1--Requirement of Contract Bonds.** Prior to the execution of the contract, the successful bidder shall execute and deliver to the Executive Director a performance and payment bond(s), in a sum equal to the full amount of the contract as a guaranty for complete and full performance of the contract and the protection of the claimants and the Department for materials and equipment and full payment of wages in accordance with Section 65-1-85 Miss. Code Ann. (1972 as amended). In the event of award of a joint bid, each individual, partnership, firm or corporation shall assume jointly the full obligations under the contract and the contract bond(s).

**907-103.05.2--Form of Bonds.** The form of bond(s) shall be that provided by or acceptable to the Department. These bonds shall be executed by a Mississippi agent or qualified nonresident agent and shall be accompanied by a certification as to authorization of the attorney-in-fact to commit the Surety company. A power of attorney exhibiting the Surety's original seal supporting the Mississippi agent or the qualified nonresident agent's signature shall be furnished with each bond. The Surety company shall be currently authorized and licensed in good standing to conduct business in the State of Mississippi with a minimum rating by A.M. Best of (A-) in the latest printing "Best's Key Rating Guide" to write individual bonds up to ten percent of the policy holders' surplus or listed on the current list of "Companies Holding Certificates of Authority as Acceptable Sureties on Federal Bonds and as Acceptable Reinsuring Companies" as

published by the United States Department of the Treasury, Financial Management Service, Circular 570 (latest revision as published and supplemented on the Financial Management Service Web site and in the Federal Register) within the underwriting limits listed for that Surety. All required signatures on the bond(s) and certifications shall be original signatures, in ink, and not mechanical reproductions or facsimiles. The [Mississippi agent](#) or [qualified nonresident agent](#) shall be in good standing and currently licensed by the Insurance Commissioner of the State of Mississippi to represent the Surety company(ies) executing the bonds.

Surety bonds shall continue to be acceptable to the Commission throughout the life of the Contract and shall not be canceled by the Surety without the consent of the Department. In the event the Surety fails or becomes financially insolvent, the Contractor shall file a new Bond in the amount designated by the Executive Director within thirty (30) days of such failure, insolvency, or bankruptcy. Subsequent to award of Contract, the Commission or the Department may [require additional security for any supplemental agreements executed under the contract or replacement security in the event of the surety\(ies\) loss of the ratings required above](#). Suits concerning bonds shall be filed in the State of Mississippi and adjudicated under its laws without reference to conflict of laws principles.

**907-103.08--Failure to Execute Contract.** In the first sentence of Subsection 103.08 on page 24, change “bond” to “performance and payment bonds”.

## MISSISSIPPI DEPARTMENT OF TRANSPORTATION

SPECIAL PROVISION NO. 907-104-1

CODE: (IS)

DATE: 05/03/2004

SUBJECT: Partnering Process

Section 104, Scope of Work, of the 2004 Edition of the Mississippi Standard Specifications for Road and Bridge Construction is hereby amended as follows:

**907-104.01--Intent of Contract.** At the end of Subsection 104.01 on Page 24, add the following:

**907-104.01.1--Partnering Process.**

### COVENANT OF GOOD FAITH AND FAIR DEALING:

This contract imposes an obligation of good faith and fair dealing in its performance and enforcement.

The contractor and the Department, with a positive commitment to honesty and integrity, agree to the following mutual duties:

- A. Each will function within the laws and statutes applicable to their duties and responsibilities.
- B. Each will assist in the other's performance.
- C. Each will avoid hindering the other's performance.
- D. Each will proceed to fulfill its obligations diligently.
- E. Each will cooperate in the common endeavor of the contract.

### VOLUNTARY PARTNERING:

The Mississippi Department of Transportation intends to encourage the foundation of a cohesive partnership with the contractor and its principal subcontractors and supplier. This partnership will be structured to draw on the strengths of each organization to identify and achieve reciprocal goals. The objectives are effective and efficient contract performance and completion within budget, on schedule, and in accordance with plans and specifications.

This partnership will be bilateral in make-up, and participation will be totally voluntary. Any cost associated with effectuating this partnering will be agreed to by both parties and will be shared equally.

To implement this partnering initiative prior to starting of work in accordance with the requirements of Subsection 108.02 Notice to Proceed and prior to the preconstruction conference, the contractor's management personnel and MDOT's District Engineer, will initiate a partnering development seminar/team building workshop. The Contractor working with the assistance of the District and the State Construction Engineer will make arrangements to determine attendees for the workshop, agenda of the workshop, duration, and location. Persons required to be in attendance will be the MDOT key project personnel, the contractor's on-site project manager and key project supervision personnel of both the prime and principal subcontractors and suppliers. The project design engineers, FHWA and key local government personnel will be also be invited to attend as necessary. The contractors and MDOT will also be required to have Regional/District and Corporate/State level managers on the project team.

Follow-up workshops may be held periodically throughout the duration of the contract as agreed by the contractor and Mississippi Department of Transportation.

The establishment of a partnership charter on a project will not change the legal relationship of the parties to the contract nor relieve either party from any of the terms of the contract.

**MISSISSIPPI DEPARTMENT OF TRANSPORTATION**

**SUPPLEMENT TO SPECIAL PROVISION NO. 907-105-3**

**DATE: 03/31/2008**

**SUBJECT: Cooperation By Contractor**

Delete the first sentence of the first paragraph under 907-105-05 on page 1, and substitute the following:

On projects that include erosion control pay items, the Contractor shall also designate a responsible person whose primary duty shall be to monitor and maintain the effectiveness of the erosion control plan, including NPDES permit requirements.

## MISSISSIPPI DEPARTMENT OF TRANSPORTATION

SPECIAL PROVISION NO. 907-105-3

CODE: (IS)

DATE: 02/14/2006

SUBJECT: Cooperation By Contractor

Section 105, Control of Work, of the 2004 Edition of the Mississippi Standard Specifications for Road and Bridge Construction is modified as follows:

**907-105.05--Cooperation by Contractor.** In the third sentence of the second paragraph of Subsection 105.05 on page 35, change “Notice to Proceed” to “Notice of Award”.

Delete the fourth paragraph of Subsection 105.05 on page 35, and substitute the following.

The Contractor shall also designate a responsible person whose primary duty shall be to monitor and maintain the effectiveness of the erosion control plan, including NPDES permit requirements. This responsible person must be a Certified Erosion Control Person certified by an organization approved by the Department. Prior to or at the pre-construction conference, the Contractor shall designate in writing the Certified Erosion Control Person to the Project Engineer. The designated Certified Erosion Control Person shall be assigned to only one (1) project. When special conditions exist, such as two (2) adjoining projects or two (2) projects in close proximity, the Contractor may request in writing that the State Construction Engineer approve the use of one (1) Certified Erosion Control Person for both projects. The Contractor may request in writing that the Engineer authorize a substitute Certified Erosion Control Person to act in the absence of the Certified Erosion Control Person. The substitute Certified Erosion Control Person must also be certified by an organization approved by the Department. A copy of the Certified Erosion Control Person's certification must be included in the Contractor's Protection Plan as outlined in Subsection 907-107.22.1. This in no way modifies the requirements regarding the assignment and availability of the superintendent.

**MISSISSIPPI DEPARTMENT OF TRANSPORTATION**

**SUPPLEMENT TO SPECIAL PROVISION NO. 907-107-7**

**DATE: 12/10/2009**

**SUBJECT: Legal Relations and Responsibility to Public**

Delete the last sentence of the first paragraph of Subsection 907-107.14.2.1 on page 1, and substitute the following:

Each policy shall be signed or countersigned by a Mississippi Agent or Qualified Nonresident Agent of the Insurance Company.



**MISSISSIPPI DEPARTMENT OF TRANSPORTATION**

**SPECIAL PROVISION NO. 907-107-7**

**CODE: (IS)**

**DATE: 11/05/2008**

**SUBJECT: Legal Relations and Responsibility to Public**

Section 107, Legal Relations and Responsibility to Public, of the 2004 Edition of the Mississippi Standard Specifications for Road and Bridge Construction is hereby amended as follows:

**907-107.02--Permits, Licenses and Taxes.** Delete in toto Subsection 107.02 on page 49 and substitute the following:

The Contractor or any Subcontractor shall have the duty to determine any and all permits and licenses required and to procure all permits and licenses, pay all charges, fees and taxes and issue all notices necessary and incidental to the due and lawful prosecution of the work. At any time during the life of this contract, the Department may audit the Contractor's or Subcontractor's compliance with the requirements of this section.

The Contractor or any Subcontractor is advised that the "Mississippi Special Fuel Tax Law", Section 27-55-501, et seq. and the Mississippi Use Tax Law, Section 27-67-1, et seq., and their requirements and penalties, apply to any contract or subcontract for construction, reconstruction, maintenance or repairs, for contracts or subcontracts entered into with the State of Mississippi, any political subdivision of the State of Mississippi, or any Department, Agency, Institute of the State of Mississippi or any political subdivision thereof.

The Contractor or any Subcontractor will be subject to one or more audits by the Department during the life of this contract to make certain that all applicable fuel taxes, as outlined in Section 27-55-501, et seq., and any sales and/or use taxes, as outlined in Section 27-67-1, et seq. are being paid in compliance with the law. The Department will notify the Mississippi State Tax Commission of the names and addresses of any Contractors or Subcontractors.

**907-107.14.2--Liability Insurance.** Delete in toto Subsection 107.14.2 beginning on page 60 and substitute:

**907-107.14.2.1--General.** The Contractor shall carry Contractor's liability, including subcontractors and contractual, with limits not less than: \$500,000 each occurrence; \$1,000,000 aggregate; automobile liability - \$500,000 combined single limit - each accident; Workers' Compensation and Employers' Liability - Statutory & \$100,000 each accident; \$100,000 each employee; \$500,000 policy limit. Each policy shall be signed or countersigned by a Mississippi Resident Agent or qualified nonresident agent of the insurance company.

The Contractor shall have certificates furnished to the Department from the insurance companies providing the required coverage. The certificates shall be on the form furnished by the Department and will show the types and limits of coverage.

**907-107.14.2.2--Railroad Protective.** The following provisions are applicable to all work performed under a contract on, over or under the rights-of-way of each railroad shown on the plans.

The Contractor shall assume all liability for any and all damages to work, employees, servants, equipment and materials caused by railroad traffic.

Prior to starting any work on railroad property, the Contractor shall furnish satisfactory evidence to the Department that insurance of the forms and amounts set out herein in paragraphs (a) and (b) has been obtained. Also, the Contractor shall furnish similar evidence to the Railroad Company that insurance has been obtained in accordance with the Standard Provisions for General Liability Policies and the Railroad Protective Liability Form as published in the Code of Federal Regulations, 23 CFR 646, Subpart A. Evidence to the Railroad Company shall be in the form of a Certificate of Insurance for coverages required in paragraph (b), and the original policy of the Railroad Protective Liability Insurance for coverage required in paragraph (a).

All insurance herein specified shall be carried until the contract is satisfactorily complete as evidenced by a release of maintenance from the Department.

The Railroad Company shall be given at least 30 days notice prior to cancellation of the Railroad Protective Liability Insurance policy.

For work within the limits set out in Subsection 107.18 and this subsection, the Contractor shall provide insurance for bodily injury liability, property damage liability and physical damage to property with coverages and limits no less than shown in paragraphs (a) and (b). Bodily injury shall mean bodily injury, sickness, or disease, including death at anytime resulting therefrom. Property damage shall mean damages because of physical injury to or destruction of property, including loss of use of any property due to such injury or destruction. Physical damage shall mean direct and accidental loss of or damage to rolling stock and their contents, mechanical construction equipment or motive power equipment.

(a) **Railroad Protective Liability Insurance** shall be purchased on behalf of the Railroad Company with limits of \$2,000,000 each occurrence; \$6,000,000 aggregate applying separately to each annual period for lines without passenger trains. If the line carries passenger train(s), railroad protective liability insurance shall be purchased on behalf of the Railroad Company with limits of \$5,000,000 each occurrence; \$10,000,000 aggregate applying separately to each annual period.

Coverage shall be limited to damage suffered by the railroad on account of occurrences arising out of the work of the Contractor on or about the railroad right-of-way, independent of the railroad's general supervision or control, except as noted in paragraph 4 below.

Coverage shall include:

- (1) death of or bodily injury to passengers of the railroad and employees of the railroad not covered by State workmen's compensation laws,

- (2) personal property owned by or in the care, custody or control of the railroads,
- (3) the Contractor, or any of the Contractor’s agents or employees who suffer bodily injury or death as a result of acts of the railroad or its agents, regardless of the negligence of the railroads, and
- (4) negligence of only the following classes of railroad employees:
  - (i) any supervisory employee of the railroad at the job site
  - (ii) any employee of the railroad while operating, attached to, or engaged on, work trains or other railroad equipment at the job site which are assigned exclusively to the Contractor, or
  - (iii) any employee of the railroad not within (i) or (ii) above who is specifically loaned or assigned to the work of the Contractor for prevention of accidents or protection of property, the cost of whose services is borne specifically by the Contractor or Governmental authority.

(b) **Regular Contractor's Liability**, including subcontractors, XCU and railroad contractual with limits of \$1,000,000 each occurrence; \$2,000,000 aggregate. **Automobile** with limits of \$1,000,000 combined single limit any one accident; **Workers' Compensation and Employer's Liability** - statutory and \$100,000 each accident; \$100,000 each employee; \$500,000 policy limit. **Excess/Umbrella Liability** \$5,000,000 each occurrence; \$5,000,000 aggregate. All coverage to be issued in the name of the Contractor shall be so written as to furnish protection to the Contractor respecting the Contractor’s operations in performing work covered by the contract. Coverage shall include protection from damages arising out of bodily injury or death and damage or destruction of property which may be suffered by persons other than the Contractor's own employees.

In addition, the Contractor shall provide for and on behalf of each subcontractor by means of a separate and individual liability and property damage policy to cover like liability imposed upon the subcontractor as a result of the subcontractor's operations in the same amounts as contained above; or, in the alternative each subcontractor shall provide same.

**907-107.15--Third Party Beneficiary Clause.** In the first sentence of the first paragraph of Subsection 107.15 on page 61, change “create the public” to “create in the public”.

**907-107.17--Contractor’s Responsibility for Work.** Delete the fifth sentence of the fifth paragraph of Subsection 107.17 on page 63 and substitute the following:

The eligible permanent items shall be limited to traffic signal systems, changeable message signs, roadway signs and sign supports, lighting items, guard rail items, delineators, impact attenuators, median barriers, bridge railing or pavement markings. The eligible temporary items shall be limited to changeable message signs, guard rail items, or median barriers.

## MISSISSIPPI DEPARTMENT OF TRANSPORTATION

**SPECIAL PROVISION NO. 907-107-8**

**CODE: (SP)**

**DATE: 01/22/2010**

**SUBJECT: Contractor's Erosion Control Plan**

Section 107, Legal Relations and Responsibility to Public, of the 2004 Edition of the Mississippi Standard Specifications for Road and Bridge Construction is hereby amended as follows:

Delete in toto Subsection 107.22.1 on pages 65 and 66, and substitute the following:

**907-107.22.1--Contractor's Erosion Control Plan.** At the preconstruction conference or prior to starting any work on the project, the Contractor shall submit to the Project Engineer for concurrence a comprehensive erosion and siltation control plan utilizing temporary measures and permanent erosion control features to provide acceptable controls during all stages of construction.

The contract time for this project has allowed 60 calendar days for the submittal and concurrence of the Contractor's erosion control plan, MDOT's review of the plan, and any revisions that may be necessary. The original contract time shall not be adjusted unless delays are caused solely by the Department for the submission, review, and concurrence of the Contractor's erosion control plan.

As a minimum, the plan shall include the following:

1. Erosion Control Plan (ECP) sheets or the plan profile sheets, 11" x 17" or larger, of all areas within the rights-of-way from the Beginning of the Project (BOP) to the End of the Project (EOP) showing the location of all temporary erosion control devices. Erosion control devices should be identified by exact type, temporary or permanent, configuration, and placement of each item to prevent erosion and siltation.
  - A detailed description, including locations (station numbers) of the Contractor's proposed sequence of operations including, but not limited to, clearing and grubbing, excavation, drainage, and structures.
  - A detailed description, including locations, and best management practices (BMP) that will be used to prevent siltation and erosion from occurring during the Contractor's proposed sequence of operations.
2. A copy of the certification for the Contractor's Certified Erosion Control Person whose primary duty shall be monitoring and maintaining the effectiveness of the erosion control plan, BMPs, and compliance with the NPDES permit requirements.
3. A plan for the disposal of waste materials on the project right-of-way which shall include but not be limited to the following:
  - containment and disposal of materials resulting from the cleaning (washing out) of concrete trucks that are delivering concrete to the project site.
  - containment and disposal of fuel / petroleum materials at staging areas on the project.

The erosion and siltation control plan shall be maintained on the project site at all times, updated as work progresses to show changes due to revisions in the sequences of construction operations, replacement of inadequate BMPs, and the maintenance of BMPs. Work shall not be started until an erosion control plan has been concurred with by the MDOT. The Engineer will have the authority to suspend all work and/or withhold payments for failure of the Contractor to carry out provisions of MDEQ's Storm Water Construction General Permit, the erosion control plan, updates to the erosion control plan, and /or proper maintenance of the BMPs.

**MISSISSIPPI DEPARTMENT OF TRANSPORTATION**

**SUPPLEMENT TO SPECIAL PROVISION NO. 907-108-18**

**DATE: 02/24/2010**

**SUBJECT: Prosecution and Progress**

Before the sentence in 907-108.02 on page 1, add the following:

Delete the second paragraph of Subsection 108.02 on page 75 and substitute the following:

The anticipated date of the Notice to Proceed (NTP) / Beginning of Contract Time (BCT) will be specified in the proposal.

After Subsection 907-108.02 on page 1, add the following:

**907-108.03.2--Preconstruction Conference.** Delete the first paragraph of Subsection 108.03.2 on page 76 and substitute the following:

Prior to commencement of the work, a preconstruction conference shall be held for the purpose of discussing with the Contractor essential matters pertaining to the prosecution and satisfactory completion of the work. The Contractor will be responsible for scheduling the preconstruction conference. The Contractor will advise the Project Engineer in writing 14 days prior to the requested date that a conference is requested. When the contract requires the Contractor to have a certified erosion control person, the Contractor's certified erosion control person shall be at the preconstruction conference. The Department will arrange for utility representatives and other affected parties to be present.

## MISSISSIPPI DEPARTMENT OF TRANSPORTATION

| SPECIAL PROVISION NO. 907-108-18

CODE: (IS)

| DATE: 11/05/2008

**SUBJECT: Prosecution and Progress**

Section 108, Prosecution and Progress, of the 2004 Edition of the Mississippi Standard Specifications for Road and Bridge Construction is hereby amended as follows:

### **907-108.01--Subletting of Contract.**

**907-108.01.1--General.** At the end of the last paragraph of Subsection 108.01.1 on page 73, add the following:

The Engineer will have the authority to suspend the work wholly or in part and to withhold payments because of the Contractor's failure to make prompt payment within 15 calendar days as required above, or failure to submit the required OCR-484 Form, Certification of Payments to Subcontractors, which is also designed to comply with prompt payment requirements.

**907-108.02--Notice To Proceed.** Delete the fourth paragraph of Subsection 108.02 on page 75 and substitute the following:

Upon written request from the Contractor and if circumstances permit, the Notice to Proceed may be issued at an earlier date subject to the conditions stated therein. The Contractor shall not be entitled to any monetary damages or extension of contract time for any delay claim or claim of inefficiency occurring between the early issuance Notice To Proceed date and the Notice to Proceed date stated in the contract.

### **907-108.06--Determination and Extension of Contract Time.**

#### **907-108.06.1--Based on Time Units.**

**907-108.06.1.2--Contract Time Assessment.** At the end of the eighth paragraph of Subsection 108.06.1.2 on page 81, add the following:

When the approved progress schedule indicates that a controlling phase(s) is to be completed prior to December 1 and the physical features of the phase(s) have not been satisfactorily completed, beginning on December 1 the miscellaneous phase will be shown as the only active phase during the months of December, January, and February. Under this condition, time units, monthly time units divided by monthly calendar days, will be assessed in accordance with the applicable column in the TABLE OF TIME UNITS. If the physical features of the phase(s) have not been completed by March 1, the phase will resume as a controlling phase and time assessment will be made accordingly.

Delete the fourth and fifth sentence of the thirteenth paragraph of Subsection 108.06.1.2 on page 82, and substitute the following:

In the event mutual agreement cannot be reached, the Contractor will be allowed a maximum of 25 calendar days following the Contractor's receipt of the monthly report in question to file a protest Notice of Claim in accordance with the provisions of Subsection 105.17. Otherwise, the Engineer's assessment shall be final unless mathematical errors of assessment are subsequently found to exist.

**907-108.06.2--Based on Calendar Date Completion.** After Subsection 108.06.2.1 on page 85, add the following:

**907-108.06.2.2--Cessation of Contract Time.** When the Engineer by written notice schedules a final inspection, time will be suspended until the final inspection is conducted and for an additional 14 calendar days thereafter. If after the end of the 14-day suspension all necessary items of work have not been completed, time charges will resume. If the specified completion date had not been reached at the time the Contractor called for a final inspection, the calendar day difference between the specified completion date and the date the Contractor called for a final inspection will be added after the 14-day period before starting liquidation damages. If a project is on liquidated damages at the time a final inspection is scheduled, liquidated damages will be suspended until the final inspection is conducted and for seven (7) calendar days thereafter. If after the end of the 7-day suspension all necessary items of work have not been completed, liquidated damages will resume. When final inspection has been made by the Engineer as prescribed in Subsection 105.16 and all items of work have been completed, the daily time charge will cease.

**907-108.10--Termination of Contractor's Responsibility.** In the last sentence of Subsection 108.10 on page 88, change "bond" to "performance and payment bond(s)".



**MISSISSIPPI DEPARTMENT OF TRANSPORTATION**

**SUPPLEMENT TO SPECIAL PROVISION NO. 907-109-4**

**DATE:** 12/02/2009

**SUBJECT:** Measurement and Payment

Delete Subsection 907-109.07 on page 1, and substitute the following:

**907-109.07--Changes in Material Costs.** Delete the third full paragraph of Subsection 109.07 on page 96 and substitute the following:

A link to the established base prices for bituminous products and fuels will be included in the contract documents under a Notice to Bidders entitled "Petroleum Products Base Prices."

## MISSISSIPPI DEPARTMENT OF TRANSPORTATION

SPECIAL PROVISION NO. 907-109-4

CODE: (IS)

DATE: 11/05/2008

SUBJECT: Measurement and Payment

Section 109, Measurement and Payment, of the 2004 Edition of the Mississippi Standard Specifications for Road and Bridge Construction is hereby amended as follows:

**907-109.04--Extra and Force Account Work.** In the last sentence of subparagraph (b) in Subsection 109.04 on page 91, change “bond” to “bond(s)”.

Delete the first sentence of the second paragraph of subparagraph (d) in Subsection 109.04 on page 92 and substitute the following:

In the event an agreement cannot be reached for a particular piece of equipment, the book entitled "Rental Rate Blue Book For Construction Equipment" as published by EquipmentWatch® and is current at the time the force account work is authorized will be used to determine equipment ownership and operating expense rates.

**907-109.06--Partial Payment.**

**907-109.06.1--General.** Delete the fourth and fifth sentences of the third paragraph of Subsection 109.06.1 on page 94, and substitute the following:

In the event mutual agreement cannot be reached, the Contractor will be allowed a maximum of 25 calendar days following the Contractor's receipt of the monthly estimate in question to file in writing, a protest Notice of Claim in accordance with the provisions Subsection 105.17. Otherwise, the Engineer's estimated quantities shall be considered acceptable pending any changes made during the checking of final quantities.

**907-109.07--Changes in Material Costs.** Delete the second sentence of the first paragraph of Subsection 109.07 on page 95, and substitute the following:

When a pay item on the bid sheets indicate that an adjustment is allowed and when a notice to bidders is included in the contract showing current monthly base prices, an adjustment will be provided as follows:

**MISSISSIPPI DEPARTMENT OF TRANSPORTATION**

**SPECIAL PROVISION NO. 907-110-1**

**CODE: (SP)**

**DATE: 11/30/2009**

**SUBJECT: Wage Rates**

Section 110, Required Contract Provisions, of the 2004 Edition of the Mississippi Standard Specifications for Road and Bridge Construction is hereby amended as follows:

**907-110.02--Application.** Delete Subsection 110.02.2 on page 100 and substitute the following.

**907-110.02.2--Wage Rates.** All persons employed or working upon the site of the work will be paid at wage rates not less than those contained in the wage determination decision of the Secretary of Labor in effect 10 days prior to taking bids.

MISSISSIPPI DEPARTMENT OF TRANSPORTATION

SPECIAL PROVISION NO. 907-225-2

CODE: (SP)

DATE: 03/02/2010

SUBJECT: Grassing

Section 907-225, Grassing, of the 2004 Edition of the Mississippi Standard Specifications for Road and Bridge Construction is hereby amended as follows:

907-225.01--Description. Delete the last sentence of the first paragraph of Subsection 225.01 on page 158 and substitute the following.

This work includes ground preparation, fertilizing, and seeding necessary to establish a satisfactory growth of grass.

Delete the last paragraph of Subsection 225.01 on page 159.

907-225.02--Materials. Delete Subsection 225.02.3 on page 159 and substitute the following.

907-225.02.3--Blank.

907-225.03--Construction Requirements. Delete Subsection 225.03.4 on pages 162 and 163.

907-225.04--Method of Measurement. After the second sentence of Subsection 225.04 on page 163, add the following:

Acceptable quantities of agricultural limestone will be measured by the ton.

907-225.05--Basis of Payment. After the first paragraph of Subsection 225.05 on page 163, add the following:

Hard rock agricultural limestone will be paid for at the contract unit price per ton. Hard rock agricultural limestone with a relative neutralizing value (RNV), determined in accordance with Subsection 907-715-02.2.1.3, of between 60.0% and 62.9% will be paid for at half (½) the contract unit price per ton. No payment will be made for hard rock agricultural limestone with an RNV less than 60.0%.

Delete the first pay item listed on page 163 and substitute the following:

- 907-225-A: Grassing - per acre
- 907-225-B: Agricultural Limestone - per ton

# MISSISSIPPI DEPARTMENT OF TRANSPORTATION

SPECIAL PROVISION NO. 907-226-1

CODE: (IS)

DATE: 06/23/2004

SUBJECT: Temporary Grassing

Section 907-226, Temporary Grassing, is hereby added to and made part of the 2004 Edition of the Mississippi Standard Specifications for Road and Bridge Construction as follows:

## SECTION 907-226 -- TEMPORARY GRASSING

**907-226.01--Description.** This work consists of furnishing, transporting, placing, plant establishment and all work necessary to produce rapid-growing grasses, grains or legumes to provide an initial, temporary cover of grass. This work includes ground preparation, fertilizing, seeding and mulching necessary to establish a satisfactory growth of temporary grass.

The Engineer or the plans will designate areas to be temporarily grassed. Any other areas the Contractor desires to grass will be measured for payment on if agreed upon by the Engineer.

### **907-226.02--Materials.**

**907-226.02.1--Fertilizers.** Fertilizers for purposes of these specifications shall be understood to include standard manufactured products consisting of single or combination ingredients and agricultural limestone.

All fertilizer shall comply with the State fertilizer laws and the requirements of these specifications.

Fertilizers shall meet the requirements of Subsection 715.02.

**907-226.02.2--Seeds.** Seeds shall meet the requirements of Subsection 715.03, subject to the provisions of this subsection. The Contractor shall acquire seed from persons registered with the Mississippi Department of Agriculture and Commerce.

Except for the germination requirements, bags of seeds properly labeled or tagged according to law and indicating characteristics meeting or exceeding the requirements of Subsection 715.03 will be acceptable for planting.

The Contractor should provide adequate dry storage facilities for seeds, and shall furnish access to the storage for sampling stored seed.

**907-226.02.3--Mulching.** The vegetative materials for mulch shall meet the requirements of Subsection 715.05.

When used, bituminous material for mulch shall be Emulsified Asphalt, Grade SS-1, meeting the requirement of Subsection 702.07.

**907-226.03--Construction Requirements.** When the payment for temporary grassing is made using individual pay items, the rate of application shall not exceed the rate shown on the temporary vegetation schedule, unless otherwise approved by the Engineer. Any unauthorized overage due to increased application rates will not be measured for payment.

**907-226.03.1--Ground Preparation.**

**907-226.03.1.1--General.** Any equipment used for ground preparation shall be approved units suitable to perform the work and subject to the requirements of Subsection 108.05.

Light ground preparation should be used on areas where seeding is required to improve the coverage of partially vegetated areas.

**907-226.03.1.2--Light Ground Preparation.** Light ground preparation consists of scratching the surface with a close-tooth harrow, disk-harrow, or similar equipment. The depth of scratching should be at least three-quarters inch but not deep enough to damage existing grasses of the type being planted.

Aerating, moistening, or otherwise bringing the soil to a suitable condition for ground preparation shall be considered as incidental to the work and will not be measured for separate payment.

**907-226.03.2--Fertilizing.** The Contractor shall furnish all equipment necessary to properly handle, store, uniformly spread, and incorporate the specified application of fertilizer.

The Contractor shall incorporate fertilizer at a rate of 500 pounds per acre of 13-13-13 commercial fertilizer. The equivalent rate of other type fertilizers will be allowed if the equivalent percentages of Nitrogen, Phosphorus and Potassium are obtained. Fertilization shall be applied uniformly on the areas to be planted or seeded and uniformly incorporated into the soil.

Fertilizers should be applied on individual areas of not more than three acres.

All fertilizer should be incorporated within 24 hours following spreading.

**907-226.03.3--Seeding.**

**907-226.03.3.1--General.** Prior to planting the seeds, ground preparation and fertilizing should have been satisfactorily performed.

The required type of seeds, recommended rates of application and recommended planting dates of seeds are shown in the vegetation schedule on the plans. It is the Contractor's responsibility to apply an ample amount of each type of seed to produce a satisfactory growth of grass and of the seed type required.

Legume seeds should be treated in accordance with Subsection 715.03.4 immediately before sowing. Seeds should be uniformly sown over the entire area with mechanical seeders. Seeds of different sizes may necessitate separate sowing. When legume seeds become dry, they should be reinoculated.

Seeding should not be done during windy weather or when the ground is frozen, extremely wet, or in an untillable condition.

All seeds should be covered lightly with soil by raking, rolling, or other approved methods, and the area compacted with a cultipacker.

**907-226.03.3.2--Plant Establishment.** Plant establishment shall consist of preserving, protecting, watering, reseeding, and other work necessary to keep the seeded areas in satisfactory condition.

Areas requiring reseeding should be prepared and seeded and all other work performed as if the reseeding was the initial seeding. The types and application rates of fertilizer will be at the discretion of the Contractor.

**907-226.03.3.3--Growth and Coverage.** It shall be the Contractor's responsibility to provide satisfactory growth and coverage of grasses, legumes, or combination produced from the specified seeding.

Growth and coverage on seeded areas will be considered to be in reasonably close conformity with the intent of the contract when the type of vegetation specified, exclusive of that from seeds not expected to have germinated and shows growth at that time, has reached a point of maturity where stems or runners overlap adjacent similar growth in each direction over the entire area.

**907-226.03.4--Mulching.**

**907-226.03.4.1--Equipment.** Mulching equipment should be capable of maintaining a constant air stream which will blow or eject controlled quantities of mulch in a uniform pattern. If asphalt is used, a jet or spray nozzle for applying uniform, controlled amounts of asphalt to the vegetative material as it is ejected should be located at or near the discharge spout.

Mulch stabilizers should consist of dull blades or disks without camber and approximately 20 inches in diameter. The disks should be notched, should be spaced at approximately 8-inch intervals, and should be equipped with scrapers. The stabilizer should weigh approximately 1000 to 1200 pounds, should have a working width of no more than eight feet, and should be equipped with a ballast compartment, so that weight can be increased.

**907-226.03.4.2--Placement of Vegetative Mulch.** If required, mulching should be placed uniformly on designated areas within 24 hours following seeding unless weather conditions are such that mulching cannot be performed. Placement should begin on the windward side of areas and from tops of slopes. In its final position, the mulch should be loose enough to allow air to circulate but compact enough to partially shade the ground and reduce erosion.

The baled material should be loosened and broken thoroughly before it is fed into the machine to avoid placement of unbroken clumps.

**907-226.03.4.3--Rates of Application and Anchoring Mulch.** The recommended rate of application of vegetative mulch shall be as shown in the vegetation schedule in the plans. The mulch should be anchored by either the use of a mulch stabilizer or by tacking with bituminous material. If a mulch stabilizer is used, the mulch should be punched into the soil for a minimum depth of one inch. If bituminous material is used, the rate of application should be 150 gallons per acre.

Where steep slopes or other conditions are such that anchoring cannot be performed satisfactory with a mulch stabilizer, the Contractor may elect to use bituminous material applied at the time or immediately following the mulch placement.

When mulch stabilizers are used, anchoring the mulch should be performed along the contour of the ground surface.

**907-226.03.4.4--Protection and Maintenance.** The Contractor should take every precaution to prevent unnecessary foot and vehicular traffic.

**907-226.04--Method of Measurement.** When a pay item for temporary grassing is included in the plans, temporary grassing will be measured by the acre. Acceptance will be based on a satisfactory growth and coverage of seeds planted. When a pay item for temporary grassing is not included in the plans, temporary grassing shall be measured for payment using the appropriate pay items in the contract.

**907-226.05--Basis of Payment.** When a pay item for temporary grassing is included in the plans, temporary grassing, measured as prescribed above, will be paid for at the contract unit price per acre, which will be full compensation for all required materials, equipment, labor, testing and all work necessary to establish a satisfactory growth of grass.

Payment will be made under:

907-226-A: Temporary Grassing

- per acre



## MISSISSIPPI DEPARTMENT OF TRANSPORTATION

**SPECIAL PROVISION NO. 907-230-10**

**CODE: (SP)**

**DATE: 07/16/2009**

**SUBJECT: Tree and Shrub Planting**

Section 230, Tree and Shrub Planting, of the 2004 Edition of the Mississippi Standard Specifications for Road and Bridge Construction is hereby amended as follows.

**907-230.2--Materials.** Delete Subsection 230.02.14 on page 165 and substitute the following:

**907-230.02.14--Mulch.** Tree Bark Mulch shall meet the requirements of Subsection 907-233.02.

**907-230.02.15--Bed Edging.** Bed edging shall be steel edging, 3/16-inch by 4-inch in size, green in color with steel stakes, manufactured by Ryerson, an Inland Steel Company, St. Louis, Mo., or an approved equal.

**907-230.03--Construction Requirements.**

**907-230.03.7--Planting, Backfilling, and Watering.** After the first paragraph of Subsection 230.03.7 on page 166, add the following:

Plant pits are plant bed areas which are bound all around by bed edging and/or paving, or as noted on the drawings. Bed preparation shall be required within plant pits, which shall consist of stripping the proposed bed area of existing grass or plant material, unless designated to remain; removal and disposal of existing soil in order that finished grade of bed, not including surface mulch, is no higher than surrounding grades/pavement edges unless noted otherwise on the drawings; spreading a 4-inch layer of Tree Bark Mulch, Type III throughout the area, and tilling in the Tree Bark Mulch, Type III to a depth of six inches uniformly throughout the area; and excavating plant holes in accordance with this special provision. The entire bed area shall receive Tree Bark Mulch, Type V as a surface mulch.

Within plant pits, additional Tree Bark Mulch, Type III for each tree, shrub and groundcover plant hole is not necessary beyond the uniform layer of application tilled into the soil as noted on the vegetation schedule. Within each tree and shrub plant hole within a plant pit, backfill with a 50/50 mix of existing soil amended with Type III mulch and topsoil. Groundcover plant holes do not require any other backfill material other than the amended existing soil with Type III mulch incorporated.

Backfill for tree and shrub plant holes outside of plant pits shall be a 50/50 mix of existing soil and topsoil, after applying the 4-inch layer of Tree Bark Mulch, Type III.

**907-230.04--Method of Measurement.** After the sixth paragraph of Subsection 230.04 on page 169, add the following:

Bed edging, complete in place and accepted, will be measured per linear foot. Excavation, backfilling, and miscellaneous fittings will not be measured for separate payment.

Bed preparation within plant pits, complete in place and accepted, will be measured per square foot. Stripping of existing vegetation, excavation of existing soil, providing and incorporating the designated layer of Tree Bark Mulch Type III, Tree Bark Mulch Type V as a surface mulch, and weeding will not be measured for separate payment.

Tree Bark Mulch will be measured for payment in accordance with Subsection 907-233.04.

Delete the last five paragraphs of Subsection 230.04 on pages 169 & 170 regarding the sequence for measurement of payment and substitute the following:

Measurement for payment will be made in the following sequence:

When plants have been planted and are in a healthy condition in accordance with the contract, seventy-five percent (75%) of the bid price for that species of plant material meeting the requirements of the contract will be allowed.

When the inspection of plants at the end of the growing season has been conducted and the replacement of any dead or unsatisfactory plant material has been made, ninety percent (90%) of the bid price for that species of plant material meeting the requirements of the contract will be allowed.

When the final inspection of the project has been conducted and the replacement of any dead or unsatisfactory plant material has been made, and upon final release of maintenance, one-hundred percent (100%) of the bid price will be allowed for plant material meeting the requirements of the contract.

The Plant Establishment Period shall begin upon the date that the Engineer determines plant material installation has been acceptably completed, including staking/guying and mulching, and continues through the dates noted below:

**PLANT ESTABLISHMENT PERIOD**

Date of Installation Completion, From and Including	Establishment Period Beyond Installation Completion, (Growing Season) To and Including
August 2 <sup>nd</sup> - November 1 <sup>st</sup>	240 calendar days
November 2 <sup>nd</sup> - January 1 <sup>st</sup>	180 calendar days
January 2 <sup>nd</sup> - May 1 <sup>st</sup>	120 calendar days
May 2 <sup>nd</sup> - August 1 <sup>st</sup>	90 calendar days

Where feasible in the opinion of the Engineer, the Contractor may install plant material well in advance of project completion, in order that the Plant Establishment Period may run concurrent with the Contract Time. However, no matter what date the Plant Establishment Period conclude, the Contractor will be required to maintain healthy plants until final inspection of the entire project.

No contract time or liquidated damages will be charged during the plant establishment period if, and only if, all items of work on the project have been completed.

**907-230.05--Basis of Payment.** After the first paragraph of Subsection 230.05 on page 170, add the following:

Accepted quantities for bed edging and bed preparation will be paid for at the contract unit price per linear foot and square foot, respectively. Prices paid shall be full compensation for completing the work.

Add the "907" prefix to the pay items numbers listed on page 170.

After the last pay item listed on page 170, add the following:

907-230-C: Bed Edging - per linear foot

907-230-D: Bed Preparation - per square foot

# MISSISSIPPI DEPARTMENT OF TRANSPORTATION

SPECIAL PROVISION NO. 907-233-1

CODE: (SP)

DATE: 02/01/2005

SUBJECT: Tree Bark Mulch

Section 233, Mulch for Woody Plant Material, of the 2004 Edition of the Mississippi Standard Specifications for Road and Bridge Construction is hereby amended as follows.

**907-233.02--Materials.** After the first paragraph of Subsection 233.02 on page 176, add the following:

Tree Bark Mulch, Type III used for plant pits (multiple plants in one bed area) and plant holes outside of plant pit areas shall meet the requirements of Subsection 715.07. Tree Bark Mulch, Type V used for the surface mulching plant holes and plant pits shall be shredded cedar, cypress, pine, or hardwood bark strip (pole peelings), commercial type, with no pieces larger than 1½ inches across the surface. Once or twice hammered material is not acceptable for Tree Bark Mulch, Type V. The Contractor shall submit samples of all mulches to the Engineer and receive approval prior to delivery to site.

**907-233.04--Method of Measurement.** After the first paragraph of Subsection 233.04 on page 176, add the following:

Tree Bark Mulch, Type III, complete in place and accepted, will be measured per cubic yard for tree plant holes and for shrub plant holes outside of plant pit areas.

Tree Bark Mulch, Type V, complete in place and accepted, will be measured per cubic yard for tree and shrub plant holes outside of plant pit areas requiring bed preparation; and in unplanted areas where the mulch is utilized as a surface treatment. Tree Bark Mulch, Type V within plant pit areas will not be measured for payment.

**907-233.05--Basis of Payment.** After the first paragraph of Subsection 233.04 on page 176, add the following:

Accepted quantities for Tree Bark Mulch, Type V used as a surface mulch for tree and shrub plant holes not within plant pit areas, and in unplanted areas as a surface treatment will be paid for at the contract unit price per cubic yard. Prices paid shall be full compensation for completing the work.

Delete the first pay item listed on page 176, and substitute the following:

907-233-A: Tree Bark Mulch, Type - per cubic yard

## MISSISSIPPI DEPARTMENT OF TRANSPORTATION

SPECIAL PROVISION NO. 907-234-4

CODE: (SP)

DATE: 01/11/2010

SUBJECT: Siltation Barriers

Section 234, Silt Fence, of the 2004 Edition of the Mississippi Standard Specifications for Road and Bridge Construction is hereby amended as follows.

**907-234.01--Description.** Delete the first paragraph of Subsection 234.01 on page 177 and substitute the following:

This work consists of furnishing, constructing and maintaining a water permeable filter type fence, inlet siltation guard or turbidity barrier for the purpose of removing suspended soil particles from the water passing through it in accordance with the requirements shown on the plans, directed by the Engineer and these specifications. Fence, inlet siltation guards and turbidity barriers measured and paid as temporary shall be removed **when no longer needed or permanent devices are installed.**

Delete the first sentence of the second paragraph of Subsection 234.01 on page 177 and substitute the following:

It is understood that measurement and payment for silt fence, inlet siltation guards, and turbidity barriers will be made when a pay item is included in the proposal.

**907-234.02--Materials.** After the first paragraph of Subsection 234.02 on page 177, add the following:

Inlet siltation guards shall be listed on the Department's "Approved Sources of Materials".

Turbidity barriers shall be one of the following, or an approved equal.

1. SiltMax Turbidity Barrier by Dawg, Inc., 1-800-935-3294, [www.dawginc.com](http://www.dawginc.com)
2. Turbidity Barrier by IWT Cargo-Guard, Inc., 1-609-971-8810, [www.iwtcargoguard.com](http://www.iwtcargoguard.com)
3. Turbidity Curtain by Abasco, LLC, 1-281-214-0300, [www.abasco.net](http://www.abasco.net)

**907-234.03--Construction Requirements.** After Subsection 234.03.1 on page 178, add the following:

**907-234.03.1.1--Placement of Inlet Siltation Guards and Turbidity Barriers.** The inlet siltation guards and turbidity barriers shall be constructed at the locations shown on the **erosion control** plans. Inlet siltation guards and turbidity barriers shall be installed in accordance with the **erosion control drawings in the plans.** A copy of the manufacturer's instructions for placement of inlet siltation guards and turbidity barriers shall be provided to the Engineer prior

to construction.

**907-234.03.2--Maintenance and Removal.** At the end of the first paragraph of Subsection 234.03.2 on page 178, add the following:

The Contractor shall maintain the inlet siltation guards. The geotextile shall be removed and replaced when deteriorated to such extent that it reduces the effectiveness of the guard. Replacement geotextile shall be the same type and manufacture as the original. Excessive accumulations against the guard shall be removed and disposed of [at a location approved](#) by the Engineer.

The Contractor shall maintain the turbidity barriers. Excessive accumulations against the turbidity barrier shall be removed and disposed of [at a location approved](#) by the Engineer.

Delete the second paragraph of Subsection 234.03.2 on page 178 and substitute the following:

Unless otherwise directed, all temporary silt fences, inlet guards and turbidity barriers shall be removed. Upon removal, the Contractor shall remove and dispose of any excess silt accumulations, shape the area to the line, grade, and cross section shown on the plans and vegetate all bare areas in accordance with the contract requirements. The temporary fence, inlet guard materials and turbidity barriers will remain the property of the Contractor and may be used at other locations provided the materials are acceptable to the Engineer.

After Subsection 234.03.2 on page 178, insert the following:

**907-234.03.3--Resetting Inlet Siltation Guards and Turbidity Barriers.** When inlet siltation guards and turbidity barriers are no longer needed at one location, they may be removed and reset at other needed locations. The Engineer may allow the resetting of siltation guards and turbidity barriers upon an inspection and determination that the siltation guards (frame and geotextile) and turbidity barriers are adequate for their intended purpose. When they have to be stored until needed at another location, payment for resetting will not be made until they are reset at their needed location.

**907-234.04--Method of Measurement.** After the first sentence of Subsection 234.04 on page 178, add the following:

Inlet siltation guard and resetting siltation guards will be measured per each. Turbidity barrier will be measured per linear foot.

**907-234.05--Basis of Payment.** After the first paragraph of Subsection 234.05 on page 178, add the following:

Inlet siltation guard, resetting inlet siltation guards, and turbidity barrier, measured as prescribed above, will be paid for at the contract unit price per each or linear foot, which shall be full compensation for furnishing, constructing, and maintaining the work and for the removal and disposal of all items comprising the devices.

After the last pay item listed on page 178, add the following:

907-234-D: Inlet Siltation Guard - per each

907-234-E: Reset Inlet Siltation Guard - per each

907-234-F: Turbidity Barrier - per linear foot

## MISSISSIPPI DEPARTMENT OF TRANSPORTATION

SPECIAL PROVISION NO. 907-237-3

CODE: (SP)

DATE: 01/14/2010

SUBJECT: Wattles

Section 907-237, Wattles, is hereby added to and made a part of the 2004 Edition of the Mississippi Standard Specifications for Road and Bridge Construction as follows.

### SECTION 907-237 - WATTLES

**907-237.01--Description.** This work consists of furnishing, constructing and maintaining wattles for the retention of soil around inlets, swale areas, small ditches, sediment basins and other areas as necessary. Also, the work includes removing and disposing of the wattles and silt accumulations.

Measurement and payment for wattles will be made only when a pay item is included in the bid schedule of the proposal. The quantity is estimated for bidding purposes only and will be dependent upon actual conditions which occur during construction of the project.

**907-237.02--Materials.** Wattles used around inlets shall have a minimum diameter of twelve inches (12”) and a length adequate to meet field conditions. Wattles used at other locations shall have a minimum diameter of twenty inches (20”) and a length adequate to meet field conditions. The stakes used in securing the wattles in place shall be placed approximately three feet (3’) apart throughout the length of the wattle. Stakes shall be wooden and of adequate size to stabilize the wattles to the satisfaction of the Engineer.

In addition to the requirements of this specifications, wattles shall be listed on the Department’s “Approved Sources of Materials”.

### **907-237.03--Construction Requirements.**

**907-237.03.1--General.** The wattles shall be constructed at the locations and according to the requirements shown on the erosion control plan.

**907-237.03.2--Maintenance and Removal.** The Contractor shall maintain the wattles and remove and dispose of silt accumulations.

When the wattles are no longer needed, they shall be removed and the Contractor shall dispose of silt accumulations and treat the disturbed areas in accordance with the contract requirements.

**907-237.04--Method of Measurement.** Wattles of the size specified will be measured per linear foot.



**907-237.05--Basis of Payment.** Wattles, measured as prescribed above, will be paid for at the contract unit price per linear foot, which price shall be full compensation for installation, maintaining and removal of the wattles, the removal and disposal of silt accumulations and any required restoration of the disturbed areas.

Payment will be made under:

| 907-237-A: Wattles, [Size](#) - per linear foot

## MISSISSIPPI DEPARTMENT OF TRANSPORTATION

| SPECIAL PROVISION NO. 907-245-2

CODE: (SP)

| DATE: 03/23/2010

**SUBJECT: Triangular Silt Dike**

Section 907-245, Triangular Silt Dike, is hereby added to and made a part of the 2004 Edition of the Mississippi Standard Specifications for Road and Bridge Construction as follows.

### **SECTION 907-245 -- TRIANGULAR SILT DIKE**

**907-245.01--Description.** This work consists of furnishing, installing, maintaining and removing temporary triangular silt dikes. The dike consists of a triangular-shaped inner material made of foam rubber or urethane foam. The outer cover is a woven geotextile fabric placed around the inner material with aprons that extend from both sides of the triangle. The dike aprons are entrenched at the upstream side and anchored to the ground at downstream end using staples. This device can be used on surfaces that do not allow for trenching by securing the aprons with sand or gravel bags. The device can be easily removed for maintenance and is considered to be reusable.

| **907-245.02--Materials.** Triangular silt dikes shall be triangular in shape, having a height of at least ten inches (10") in the center. The triangular-shaped inner material shall be foam rubber or urethane foam. The outer cover shall be a woven geotextile fabric placed around the inner triangular plane and allowed to extend beyond both sides of the triangle for two feet to form an apron.

**907-245.03--Construction Requirements.** The flexibility of the materials in triangular silt dikes allows them to conform to various channel configurations.

The dikes shall be attached to the ground with wire staples. The staples shall be No. 11 gauge wire and be at least six inches long. As a minimum, the staples shall be placed as recommended by the manufacture.

The geotextile filter material shall be attached to the triangular frame by using wire ties or staples. The ties shall be placed evenly 12-inch centers.

Prior to placement of the triangular silt dikes, the Contractor shall make sure the surface on which the dike is to be placed is flat. The triangular silt dikes shall be placed in ditch, keeping excess fabric extended up and downstream of the dam. Excess material shall be trenched into the ground on the upstream end and stapled on the downstream end. A minimum 6-inch overlap between end sections shall be required should the width require multiple triangular silt dikes to be installed. The overlapped end sections shall be connected with wire wraps or staples every 12 inches on center.

The Contractor shall be required to remove and dispose of all sediment that is accumulated adjacent to the dike.

**907-245.04--Method of Measurement.** Triangular silt dike will be measured by the linear foot.

**907-245.05--Basis of Payment.** Triangular silt dike, measured as prescribed above, will be paid for by the linear foot, which price shall be full compensation for all cost of equipment, labor, materials, installation, cleaning and removal, and all incidental necessary to complete the work.

Payment will be made under:

907-245-A: Triangular Silt Dike

- per linear foot

## MISSISSIPPI DEPARTMENT OF TRANSPORTATION

| SPECIAL PROVISION NO. 907-246-2

CODE: (SP)

| DATE: 03/19/2010

SUBJECT: Sandbags

Section 907-246, Sandbag, is hereby added to and made a part of the 2004 Edition of the Mississippi Standard Specifications for Road and Bridge Construction as follows.

### SECTION 907-245 -- SANDBAGS

**907-246.01--Description.** This item of work shall consist of the furnishing, installing, and maintaining sandbags for the purpose of temporary erosion control by intercepting and slowing the flow of sediment-laden runoff water, or for use as a temporary dam.

**907-246.02--Materials.** The filler material for sandbags shall consist of a fine aggregate meeting the requirements of Subsection 703.02.

The sandbag material shall be woven polypropylene, polyethylene or polyamide fabric with a minimum unit weight of four (4) ounces per square yard. The sandbags shall be a minimum of 21 inches in length, 12 inches in width, and four (4) in thickness when filled.

**907-246.03--Construction Requirements.** Sandbags shall be used to construct a berm/dam which will intercept sediment-laden storm water runoff from disturbed areas, create a retention pond, detain sediment, and release water in sheet flow. Sand shall be placed in the sandbag so that at least the top six (6) inches of the sandbag is unfilled to allow for proper tying of the open end. Any subsequent rows of sandbags shall be offset one-half the length of the preceding sandbag row to provide a layered brick-type arrangement.

The sandbag berm/dam installation shall be maintained in good condition by the Contractor. All necessary work and materials to maintain the integrity of the installation shall be provided until earthwork construction is complete and permanent erosion-control features are in place. The maintenance of the sandbags will not be paid for separately and will be included in the cost for sandbags.

| **907-246.04--Method of Measurement.** Sandbags will be measured per linear foot or each.

| Sandbags measured by the linear foot shall be in accordance with the details in the erosion control drawing. The length of the sandbag berm/dam will be measured end-to-end along the cross-section of the ditch in accordance with the erosion control drawing.

| **907-246.05--Basic of Payment.** Sandbags, measured as prescribed above, will be paid for per linear foot or each, which prices shall be full compensation for furnishing bags and sand, placement of sandbags, maintenance of the installation, removal and disposal of the sediment

deposits and removal after construction has been completed, and for all labor, tools, equipment and incidentals necessary to complete the work.

Payment will be made under:

| 907-246-A: Sandbags

- per linear foot or each

**MISSISSIPPI DEPARTMENT OF TRANSPORTATION**

**SPECIAL PROVISION NO. 907-304-12**

**CODE: (IS)**

**DATE: 06/01/2009**

**SUBJECT: Granular Courses**

Section 907-304, Granular Courses, of the 2004 Edition of the Mississippi Standard Specifications for Road and Bridge Construction is hereby amended as follows:

**907-304.02--Materials.** After the first paragraph of Subsection 304.02.1 on page 183, add the following:

When the contract includes pay item 907-304-E, Granular Material, LVM, RAP, it shall be milled recycled asphalt pavement and shall be visually inspected by the Engineer to insure it is free from chunks and deleterious materials.

Crushed concrete meeting the requirements of Subsection 907-703.04.4 may be used in lieu of other crushed courses specified in the contract.

**907-304.03--Construction Requirements.**

**907-304.03.5--Shaping, Compacting and Finishing.** Delete the sixth paragraph of Subsection 304.03.5 on page 185.

Delete the first table in Subsection 304.03.5 on page 186 and substitute the following:

Granular Material <u>Class</u>	Lot <u>Average</u>	Individual <u>Test</u>
7,8,9 or 10	97.0	93.0
5 or 6	99.0	95.0
3 or 4	100.0	96.0
1 or 2	102.0	98.0
Crushed Courses*	99.0	95.0

\* When placed on filter fabric on untreated subgrade, the individual tests and the average of the five (5) tests shall equal or exceed the following values:

<u>Lot Average</u>	<u>Individual Test</u>
96.0	92.0

Before the last paragraph of Subsection 304.03.5 on page 186, add the following:

Unless otherwise specified, density for granular material, RAP, shall be achieved by two passes of an approved roller and density tests will not be required.

**907-304.05--Basis of Payment.** Add the “907” prefix to the pay items listed on page 187.

## MISSISSIPPI DEPARTMENT OF TRANSPORTATION

SPECIAL PROVISION NO. 907-307-3

CODE: (IS)

DATE: 10/08/2007

SUBJECT: Lime Treated Courses

Section 907-307, Lime Treated Courses, of the 2004 Edition of the Mississippi Standard Specifications for Road and Bridge Construction is hereby amended as follows:

### 907-307.02--Materials.

907-307.02.4--Curing Seals. After “EA-1,” in the first sentence of 307.02.4 on page 195, add “AE-P,”.

907-307.02.5--Soil-Lime Design. Delete the first paragraph of Subsection 307.02.5 on page 195 and substitute the following:

Quantities and percentages of lime shown on the plans are preliminary. The actual application rate will be established from tests made prior to beginning treatment. The design of soil-lime courses shall be performed by the Central Laboratory. At least 45 days prior to the proposed use of a lime course, the Contractor shall make available materials proposed for use in the mixture for sampling and testing by the Department as the Engineer may consider necessary for the establishment of a mix design.

Changes in source of lime shall not be made without approval. Approval will be based on verification of a mix design.

### 907-307.03--Construction Requirements.

907-307.03.2--Equipment. Delete the second paragraph of Subsection 307.03.2 on pages 196 & 197.

907-307.05--Basis of Payment. Add the “907” prefix to all pay item numbers listed in Subsection 307.05 on pages 203 & 204.

## MISSISSIPPI DEPARTMENT OF TRANSPORTATION

| SPECIAL PROVISION NO. 907-308-3

CODE: (IS)

| DATE: 08/14/2007

SUBJECT: Portland Cement Treated Courses

Section 907-308, Portland Cement Treated Courses, of the 2004 Edition of the Mississippi Standard Specifications for Road and Bridge Construction is hereby amended as follows:

| 907-308.02.4--Curing Seals. After “EA-1,” in the first sentence of 308.02.4 on page 204, add “AE-P,”.

| 907-308.03.2--Equipment.

907-308.03.2.1--General. Delete the second paragraph of Subsection 308.03.2.1 on page 206.

Delete Subsection 308.03.7.2 on page 209 and substitute the following:

907-308.03.7.2--Weather Limitations. No cement or cement treated material shall be applied or placed when the temperature is below 45°F nor when the Engineer determines, based on the latest information available from the National Weather Service, that the forecast temperature will fall below 45°F within the next five (5) days in the area in which the project is located. No cement or cement treated material shall be placed on a frozen foundation or mixed with frozen material.

907-308.03.9.2--Density. Delete the second paragraph of Subsection 308.03.9.2 on page 213 and substitute the following:

Soil Cement Treatment of Subgrade. The lot will be divided into five approximately equal sublots with one density test taken at random in each subplot. The average of the five (5) density tests shall equal or exceed 96.0 percent with no single density test below 94.0 percent. Sublots with a density below 94.0 percent shall be corrected at no additional cost to the State and retested for acceptance.

Each lot of work found not to meet the density requirement of 96.0% of maximum density, may remain in place with a reduction in payment as set out in the following table:



**PAYMENT SCHEDULE FOR COMPACTION**

<u>Pay Factor</u>	<u>Lot Density *</u> <u>% of Maximum Density</u>
1.00	96.0 and above
0.90	95.0 - 95.9
0.50	94.0 - 94.9

\* Any lot with a density less than 94.0% of maximum density shall be corrected at no additional cost to the State.

**Soil Cement Treatment of Base.** The lot will be divided into five approximately equal sublots with one density test taken at random in each subplot. The average of the five (5) density tests shall equal or exceed 97.0 percent with no single density test below 95.0 percent. Sublots with a density below 95.0 percent shall be corrected at no additional cost to the State and retested for acceptance.

Each lot of work found not to meet the density requirement of 97.0% of maximum density, may remain in place with a reduction in payment as set out in the following table:

**PAYMENT SCHEDULE FOR COMPACTION**

<u>Pay Factor</u>	<u>Lot Density **</u> <u>% of Maximum Density</u>
1.02	98.0 and above
1.00	97.0 - 97.9
0.90	96.0 - 96.9
0.50	95.0 - 95.9

\*\* Any lot with a density less than 95.0% of maximum density shall be corrected at no additional cost to the State.

**Soil Cement Treatment of Irregular Areas.** Density of irregular areas shall be rolled to highest stability. Irregular areas shall be defined as preleveling, wedging [less than fifty percent (50%) of width greater than minimum lift thickness], ramp pads, irregular shoulder areas, median crossovers, turnouts, and other areas where an established rolling pattern cannot be obtained.

**907-308.03.10--Protection and Curing.** Delete the second paragraph of Subsection 308.03.10 on page 213 and substitute the following:

When the treated course is the subgrade, a subsequent course shall not be placed on the sealed course for at least seven (7) calendar days. During this 7-day period, the treated course shall not be subjected to any type of traffic and equipment.

When the treated course is the base, the Contractor shall use the mix design (7-day or 14-day) as specified on the Mix Design from the Central Laboratory. Depending on the specified mix design, a subsequent course shall not be placed on the sealed course for at least seven (7) or fourteen (14) calendar days. During this period, the treated course shall not be subjected to any type of traffic and equipment.

**907-308.05--Basis of Payment.** Add the “907” prefix to all pay item numbers listed in Subsection 308.05 on page 215.

# MISSISSIPPI DEPARTMENT OF TRANSPORTATION

SPECIAL PROVISION NO. 907-311-2

CODE: (IS)

DATE: 08/14/2007

SUBJECT: Lime-Fly Ash Treated Courses

Section 907-311, Lime-Fly Ash Treated Courses, of the 2004 Edition of the Mississippi Standard Specifications for Road and Bridge Construction is hereby amended as follows:

## 907-311.02--Materials.

907-311.02.2--Curing Seals. After “EA-1,” in the first sentence of 311.02.2 on page 223, add “AE-P,”.

907-311.03--Construction Requirements. Delete Subsection 311.03.2 on pages 223 & 224, and substitute the following:

907-311.03.2--Equipment. Equipment necessary for the proper prosecution of the work shall meet the applicable requirements of Subsection 907-308.03.2.

Delete Subsection 311.03.7 on page 225, and substitute the following:

## 907-311.03.7--Shaping, Compacting, and Finishing.

907-311.03.7.1--General. The mixed material shall be shaped as required immediately after mixing, or delivery to the roadbed in the case of central plant mixed material. Initial compaction shall begin immediately, and machining and compacting shall continue until the entire depth and width of the course is compacted to the required density within two hours of the time of beginning mixing. Compaction shall be by equipment and methods which do not result in lamination.

Areas inaccessible to rollers shall be compacted to the required density by other approved methods.

The addition of thin layers of treated material in order to conform to cross sectional or grade requirements will not be permitted.

Compaction by vibration shall not be performed after the lime fly-ash has taken its initial set. Vibratory compaction of a section shall be completed within one hour.

During compaction, a spike-tooth harrow or other suitable equipment shall be used as required to prevent lamination.

The surface shall then be reshaped to the required lines, grades, and cross section, and if

necessary shall be lightly scarified to remove imprints left by the compacting or shaping equipment. The surface shall then be sprinkled as necessary and thoroughly rolled with a pneumatic roller, and if the mixture contains plus No. 4 aggregate, at least one complete coverage of the section shall be made with a steel-wheel tandem roller.

Surface compaction and finishing for the entire section shall be performed in a manner that will produce a smooth, closely knit surface, free from laminations, construction cracks, ridges, or loose material, and conforming to the crown, grade, and lines stipulated within four hours after the beginning of mixing.

Upon completion of compaction, testing will be performed in accordance with Subsections 700.03 and 700.04.

**907-311.03.7.2--Density.** Determination of acceptance of compaction of treated courses for required density will be performed on a lot to lot basis. Each lot will be each 2,500 linear feet per layer placed. At the discretion of the Engineer, a residual portion of a lot completed during a day's operation may be considered a separate lot or may be included in the previous or subsequent lot, except that any day's operation of less than one full lot will be considered a lot.

The lot will be divided into five approximately equal sublots with one density test taken at random in each subplot. The average of the five (5) density tests shall equal or exceed 98.0 percent with no single density test below 94.0 percent. Sublots with a density below 94.0 percent shall be corrected at no additional cost to the State and retested for acceptance.

For treated materials other than for design soils and bases, the required density will be set out elsewhere in the contract.

**907-311.03.7.3--Width, Thickness, and Surface Requirements.** For the purpose of determining reasonable conformity with the designated width of a treated course, it shall be understood that the width of a treated course shall not vary from the designated edge lines by more than plus or minus one inch.

For the purpose of determining reasonable conformance with the designated thickness of a treated course, it shall be understood that the depth of the treated course shall not vary from designated thickness by more than minus one-half (1/2) inch or plus one (1) inch.

The finished surface of a treated course shall conform to the requirements shown on the plans, within the tolerances allowable under Section 321.

**907-311.05--Basis of Payment.** Add the "907" prefix to all pay item numbers listed in Subsection 311.05 on page 226.

# MISSISSIPPI DEPARTMENT OF TRANSPORTATION

## SUPPLEMENT TO SPECIAL PROVISION NO. 907-401-2

**DATE:** 06/25/2009

**SUBJECT:** Hot Mix Asphalt (HMA)

Add the following before 907-401.02.6.2 on page 1.

**907-401.02.4--Substitution of Mixture.** Delete the table in Subsection 401.02.4 on page 242, and substitute the following:

Mixture	Single Lift Laying Thickness Inches	
	Minimum	Maximum
25 mm	3	4
19 mm	2 ¼	3 ½
12.5 mm	1 ½	2 ½
9.5 mm	1	1 ½
4.75 mm	½	¾

After Subsection 907-401-02.6.2 on page 2, add the following:

**907-401.02.6.4.1--Roadway Density.** Delete subparagraphs 1., 2., & 3. on page 251 and substitute the following:

1. For all leveling lifts, when full lane width and with a thickness as specified in the table in Subsection 401.02.4, the required lot density shall be 92.0 percent of maximum density.
2. For all single lift overlays, with or without leveling and/or milling, the required lot density shall be 92.0 percent of maximum density.
3. For all multiple lift overlays of two (2) or more lifts excluding leveling lifts, the required lot density of the bottom lift shall be 92.0 percent of maximum density. The required lot density for all subsequent lifts shall be 93.0 percent of maximum density.
4. For all pavements on new construction, the required lot density for all lifts shall be 93.0 percent of maximum density.

**907-401.03.1.2--Tack Coat.** Delete the three sentences of Subsection 401.03.1.2 on page 259, and substitute the following:

Tack coat shall be applied to previously placed HMA and between lifts, unless otherwise directed by the Engineer. Tack coat shall be applied with a distributor spray bar. A hand wand

will only be allowed for applying tack coat on ramp pads, irregular shoulder areas, median crossovers, turnouts, or other irregular areas. Bituminous materials and application rates for tack coat shall be as specified in Table 410-A on page 293. Construction requirements shall be in accordance with Subsection 407.03 of the Standard Specifications.

**907-401.03.1.4--Density.** Delete the first sentence of the first paragraph of Subsection 401.03.1.4 on page 259 and substitute the following:

The lot density for all dense graded pavement lifts, except as provided below for preleveling, wedging [less than fifty percent (50%) of width greater than minimum lift thickness], ramp pads, irregular shoulder areas, median crossovers, turnouts, or other areas where the established rolling pattern cannot be performed, shall not be less than the specified percent (92.0% or 93.0%) of the maximum density based on AASHTO Designation: T 209 for the day's production. For all leveling lifts, when full lane width and with a thickness as specified in the table in Subsection 401.02.4, the required lot density shall be 92.0 percent of maximum density.

**907-401.03.9--Material Transfer Equipment.** Delete the paragraph in Subsection 401.03.9 on page 264 and substitute the following:

Excluding the areas mentioned below, the material transferred from the hauling unit when placing the top lift, or the top two (2) lifts of a multi-lift HMA pavement with density requirements, shall be remixed prior to being placed in the paver hopper or insert by using an approved Materials Transfer Device. Information on approved devices can be obtained from the State Construction Engineer. Areas excluded from this requirement include: leveling courses, temporary work of short duration, detours, bridge replacement projects having less than 1,000 feet of pavement on each side of the structure, acceleration and deceleration lanes less than 1,000 feet in length, tapered sections, transition sections for width, shoulders less than 10 feet in width, crossovers, ramps, side street returns and other areas designated by the Engineer.

## MISSISSIPPI DEPARTMENT OF TRANSPORTATION

**SPECIAL PROVISION NO. 907-401-2**

**CODE: (IS)**

**DATE: 11/04/2005**

**SUBJECT: Hot Mix Asphalt (HMA)**

Section 401, Hot Mix Asphalt (HMA) - General, of the 2004 Edition of the Mississippi Standard Specifications for Road and Bridge Construction is hereby amended as follows:

Delete in toto Subsection 401.02.6.2 on pages 248 and 249, and substitute:

**907-401.02.6.2--Assurance Program for Mixture Quality.** The Engineer will conduct a quality assurance program. The quality assurance program will be accomplished as follows:

- 1) Conducting verification tests.
- 2) Validate Contractor test results.
- 3) Periodically observing Contractor quality control sampling and testing.
- 4) Monitoring required quality control charts and test results.
- 5) Sampling and testing materials at any time and at any point in the production or laydown process.

The rounding of all test results will be in accordance with Subsection 700.04.

The Engineer will conduct verification tests on samples taken by the Contractor under the direct supervision of the Engineer at a time specified by the Engineer. The frequency will be equal to or greater than ten percent (10%) of the tests required for Contractor quality control and the data will be provided to the Contractor within two asphalt mixture production days after the sample has been obtained by the Engineer. At least one sample shall be tested from the first two days of production. All testing and data analysis shall be performed by a Certified Asphalt Technician-I (CAT-I) or by an assistant under the direct supervision of the CAT-I. Certification shall be in accordance with the *MDOT HMA Technician Certification Program* chapter in the Materials Division Inspection, Testing, and Certification Manual. The Department shall post a chart giving the names and telephone numbers for the personnel responsible for the assurance program.

The Engineer shall be allowed to inspect Contractor testing equipment and equipment calibration records to confirm both calibration and condition. The Contractor shall calibrate and correlate all testing equipment in accordance with the latest versions of the Department's Test Methods and AASHTO Designation: R 18.

Random differences between the Engineer's verification tests and the current running average of four quality control tests at the time of obtaining the verification sample will be considered acceptable if within the following limits:

Item	Allowable Differences
Sieve - % Passing	
3/8-inch and above	6.0
No. 4	5.0
No. 8	4.0
No. 16, for 4.75 mm mixtures ONLY	3.5
No. 30	3.5
No. 200	2.0
AC Content	0.4
Specimen Bulk SG, Gmb @ $N_{Design}$	0.030
Maximum SG, Gmm	0.020

If four quality control tests have not been tested prior to the time of the first verification test, the verification test results will be compared to the average of the preceding quality control tests. If the verification test is the first material tested on the project or if a significant process adjustment was made just prior to the verification test, the verification test results will be compared to the average of four subsequent quality control test results. For all other cases after a significant process adjustment, the verification test results will be compared to the average of the preceding quality control tests (taken after the adjustment) as in the case of a new project start-up when four quality control tests are not available.

In the event that; 1) the comparison of the Contractor's running average quality control data and Engineer's quality assurance verification test results are outside the allowable differences in the above table, or 2) if a bias exists between the results, such that one of the results is predominately higher or lower than the other, and the Engineer's results fail to meet the JMF control limits, the Engineer will investigate the reason immediately. As soon as the need for an investigation becomes known, the Engineer will increase the quality assurance sampling rate to the same frequency required for Contractor testing. The additional samples obtained by the Engineer may be used as part of the investigation process or for routine quality assurance verification tests. The Engineer's investigation may include testing of the remaining quality control split samples, review and observation of the Contractor's testing procedures and equipment, and a comparison of split sample test results by the Contractor quality control laboratory, Department quality assurance laboratory and the Materials Division laboratory. The procedures outlined in the latest edition of MDOT's Field Manual for HMA may be used as a guide for the investigation. In the event that the Contractor's results are determined to be incorrect, the Engineer's results will be used for the quality control data and the appropriate payment for the mixture will be based on the procedures specified in Subsection 401.02.5.8(j).

The Engineer will periodically witness the sampling and testing being performed by the Contractor. The Engineer, both verbally and in writing, will promptly notify the Contractor of any observed deficiencies. When differences exist between the Contractor and the Engineer which cannot be resolved, a decision will be made by the State Materials Engineer, acting as the referee. The Contractor will be promptly notified in writing of the decision. If the deficiencies are not corrected, the Engineer will stop production until corrective action is taken.



## MISSISSIPPI DEPARTMENT OF TRANSPORTATION

**SPECIAL PROVISION NO. 907-401-4**

**CODE: (SP)**

**DATE: 03/22/2010**

**SUBJECT: Warm Mix Asphalt (WMA)**

Section 401, Hot Mix Asphalt (HMA) - General, of the 2004 Edition of the Mississippi Standard Specifications for Road and Bridge Construction as amended by this special provision is applicable to Warm Mix Asphalt Only.

**907-401.01--Description.** Delete the first and second paragraphs of Subsection 401.01 on page 236, and substitute the following:

These specifications include general requirements for all types of WMA.

This work consists of the construction of one or more lifts of WMA in accordance with these specifications and the specific requirements for the mixture to be produced and in reasonably close conformity with the lines, grades, thicknesses and typical sections shown on the plans or established by the Engineer.

**907-401.02--Materials.** Delete Subsection 401.02.2 on page 239, and substitute the following:

**907-401.02.2--WMA Products and Processes.** The Department will maintain a list of qualified WMA products and processes. No product or process shall be used unless it appears on this list.

The Contractor may propose other products or processes for approval by the Product Evaluation Committee. Documentation shall be provided to demonstrate laboratory performance, field performance, and construction experience.

**907-401.03--Construction Requirements.**

**907-401.03.1.1--Weather Limitations.** Delete the second sentence of the first paragraph and the Temperature Limitation Table in Subsection 401.03.1.1 on page 258, and substitute the following:

The air and pavement temperature at the time of placement shall equal or exceed 40°F, regardless of compacted lift thickness.

**907-401.03.1.2--Tack Coat.** Delete the first sentence of the first paragraph of Subsection 401.03.1.2 on page 259 and substitute the following:

Tack coat shall be applied to previously placed WMA and between lifts, unless otherwise directed by the Engineer.

**907-401.03.8--Preparation of Mixture.** Delete the sentence in Subsection 401.03.8 on page 264, and substitute the following:

The temperature of the WMA mixture, when discharged from the mixer, shall not exceed 280° F.

**MISSISSIPPI DEPARTMENT OF TRANSPORTATION**

**SUPPLEMENT TO SPECIAL PROVISION NO. 907-403-4**

**DATE: 03/30/2007**

**SUBJECT: Hot Mix Asphalt (HMA)**

Before Subsection 907-403-05.2 on page 1, add the following:

Delete Subsection 403.03.5.5 on page 273 and substitute the following:

**907-403.03.5.5--Preliminary Leveling.** All irregularities of the existing pavement, such as ruts, cross-slope deficiencies, etc., shall be corrected by spot leveling, skin patching, feather edging or a wedge lift in advance of placing the first overall lift.

**MISSISSIPPI DEPARTMENT OF TRANSPORTATION**

**SPECIAL PROVISION NO. 907-403-4**

**CODE: (IS)**

**DATE: 11/04/2005**

**SUBJECT: Hot Mix Asphalt (HMA)**

Section 403, Hot Bituminous Pavement, of the 2004 Edition of the Mississippi Standard Specifications for Road and Bridge Construction is hereby amended as follows:

**907-403.05.2--Pay Items.** Add the "907" prefix to the pay items listed on page 275 & 276.

**MISSISSIPPI DEPARTMENT OF TRANSPORTATION**

**SPECIAL PROVISION NO. 907-403-9**

**CODE: (SP)**

**DATE: 03/15/2010**

**SUBJECT: Warm Mix Asphalt (WMA)**

Section 403, Hot Bituminous Pavement, of the 2004 Edition of the Mississippi Standard Specifications for Road and Bridge Construction as amended by this special provision is applicable to Warm Mix Asphalt Only.

**907-403.01--Description.** Delete the first sentence of Subsection 403.01 on page 266, and substitute the following:

This work consists of constructing one or more lifts of WMA pavement meeting the requirements of Section 401 on a prepared surface in accordance with the requirements of this section and in reasonably close conformity with the lines, grade, thicknesses, and typical cross sections shown on the plans or established by the Engineer.

**907-403.05--Basis of Payment.**

**907-403.05.2--Pay Items.** After the last pay item listed on page 276, add the following:

907-403-M: Warm Mix Asphalt, $\frac{(1)}{\text{Type}}, \frac{(2)}{\text{Mixture}}$	- per ton
907-403-N: Warm Mix Asphalt, $\frac{(1)}{\text{Type}}, \frac{(3)}{\text{Mixture}}$ , Leveling	- per ton
907-403-O: Warm Mix Asphalt, $\frac{(1)}{\text{Type}}, \frac{(4)}{\text{Mixture}}$ , Trench Widening	- per ton
907-403-P: Warm Mix Asphalt, HT, $\frac{(3)}{\text{Mixture}}$ , Polymer Modified	- per ton
907-403-Q: Warm Mix Asphalt, HT, $\frac{(3)}{\text{Mixture}}$ , Polymer Modified, Leveling	- per ton

**MISSISSIPPI DEPARTMENT OF TRANSPORTATION**

**SPECIAL PROVISION NO. 907-407-1**

**CODE: (SP)**

**DATE: 02/26/2008**

**SUBJECT: Tack Coat**

Section 407, Tack Coat, of the 2004 Edition of the Mississippi Standard Specifications for Road and Bridge Construction is hereby amended as follows:

**907-407.02.1--Bituminous Material.** Delete the second sentence of the first paragraph of Subsection 407.02.1 on page 281, and substitute the following:

When not specified, the materials shall be as specified in Table 410-A on page 293.

**907-407.03.3--Application of Bituminous Material.** Delete the first paragraph of Subsection 407.03.3 on page 281, and substitute the following

Tack coat shall be applied with a distributor spray bar. A hand wand will only be allowed for applying tack coat on ramp pads, irregular shoulder areas, median crossovers, turnouts, or other irregular areas. Bituminous materials and application rates for tack coat shall be as specified in Table 410-A on page 293. Tack coat shall not be applied during wet or cold weather, after sunset, or to a wet surface. Emulsions shall be allowed to "break" prior to superimposed construction.

**907-407.05--Basis of Payment.** Delete the pay item at the end of Subsection 407.05 on page 282, and substitute the following:

907-407-A: Asphalt for Tack Coat \*

- per gallon

\* Grade may be specified

**MISSISSIPPI DEPARTMENT OF TRANSPORTATION**

**SPECIAL PROVISION NO. 907-601-1**

**CODE: (IS)**

**DATE: 08/29/2007**

**SUBJECT: Structural Concrete**

Division 600, Incidental Construction, of the 2004 Edition of the Mississippi Standard Specifications for Road and Bridge Construction is hereby amended as follows:

After the heading **DIVISION 600 - INCIDENTAL CONSTRUCTION**, add the following:

Unless otherwise specified, all testing of Portland cement concrete in Division 600 shall be in accordance with the requirements of Subsection 907-601.02.1.

**907-601.02--Materials.**

**907-601.02.1--General.** Delete the second and third sentence of the first paragraph of Subsection 601.02.1 on page 348, and substitute the following:

Sampling and testing will be in accordance with TMD-20-04-00-000 or TMD-20-05-00-000, as applicable.

**907-601.03.6.3--Removal of Falsework, Forms, and Housing.** Delete the first paragraph, the table and second paragraph of Subsection 601.03.6.3 on pages 349 and 350, and substitute the following:

The removal of falsework, forms, and the discontinuance of heating, shall be in accordance with the provisions and requirements of Subsection 907-804.03.15, except that the concrete shall conform to the following compressive strength requirements:

Wingwall and Wall Forms not Under Stress .....	1000 psi
Wall Forms under Stress .....	2200 psi
Backfill and Cover clear .....	2400 psi

In lieu of using concrete strength cylinders to determine when falsework, forms, and housings can be removed, an approved maturity meter may be used to determine concrete strengths by inserting probes into concrete placed in a structure. The minimum number of maturity meter probes required for each structural component shall be in accordance with Subsection 907-804.03.15. Procedures for using the maturity meter and developing the strength/maturity relationship shall follow the requirements of Subsection 907-804.03.15. Technicians using the maturity meter or calculating strength/maturity graphs shall meet the requirements of Subsection 907-804.03.15.

**907-601.05--Basis of Payment.** Add the “907” prefix to the pay items listed on page 352.

## MISSISSIPPI DEPARTMENT OF TRANSPORTATION

| SPECIAL PROVISION NO. 907-617-2

CODE: (IS)

| DATE: 08/12/2005

**SUBJECT: Right-Of-Way Markers**

Section 617, Right-Of-Way Markers, of the 2004 Edition of the Mississippi Standard Specifications for Road and Bridge Construction is deleted in toto and replaced as follows:

### **SECTION 907-617 - RIGHT-OF-WAY MARKERS**

**907-617.01--Description.** This work consists of furnishing and placing right-of-way markers in accordance with the plans and these specifications and at points designated on the plans, or as directed. The work also shall include the removal of right-of-way markers from their original locations and resetting at new locations as specified or established.

Generally, Type “A” markers shall be placed in the ground and Type “B” markers shall be placed in concrete areas. The estimated quantity of markers will be shown on the plans, and it is the Contractor’s responsibility to verify the type and number of markers required.

**907-617.02--Materials.** The right-of-way marker shall be constructed using a reinforcement bar of the size indicated and a brass or bronze cap as indicated on the plan sheet. The cap shall be Mark-It® model C/M-HS-3-1/4B, Berntsen® 6000 Series, or approved equal. The cap shall be stamped with information indicated on the plans. The rebar shall meet the requirement of Section 711 of the Standard specifications.

Right-of-way markers for placement in concrete shall be Mark-It® model C/M-SS-3-1/4B, Berntsen® C Series, or approved equal brass or bronze stem designed marker. The cap shall be stamped with information indicated on the plans.

The witness post shall be made of fiberglass or Poly Vinyl Chloride (PVC) and shall not rust, rot or corrode within the service temperature range of -40°F to 140°F. It shall be of the color and size indicated in the plans or contract documents. The color shall not be painted on the marker but shall be pigmented into the material composition of the post. The post shall feature ultra violet (U.V.) inhibitors to eliminate cracking, peeling and deterioration of the post.

### **907-617.03--Construction Requirements.**

**907-617.03.1--General.** Markers shall be manufactured in accordance with the details shown on the plans and the requirements of this section.

| Prior to installation, the rebar shall be checked to assure there are no large burrs or mushrooming on the end that will receive the brass cap. Any burrs shall be filed or ground off before installation. The Contractor shall use rebar drivers to eliminate mushrooming of the rebar during



the driving operations.

Type "B" markers may be installed in freshly placed concrete or placed in cured concrete by drilling and anchoring. The marker shall be anchored using a bonding material recommended by the manufacturer of the marker.

The Contractor shall use specially designed post drivers or other means necessary to eliminate damage to the witness posts during installation. The Contractor will not be required to place witness posts in concrete.

All letters, symbols, and other markings shall be as shown on the plans and shall be neatly imprinted in the caps.

The markers shall be set at the locations designated on the plans, or as directed by the Engineer with assistance as needed by the District Surveyor. The markers shall be set to within 1/4 inch of the lines indicated or established and a minimum of two inches below to a maximum of six inches below the natural ground elevation.

The layout and placement of right-of-way markers shall be performed by, or under the supervision of, or directed by, a Licensed Professional Surveyor who is duly licensed and entitled to practice as a Professional Surveyor in the State of Mississippi and shall have responsible charge for these duties. The duties performed by said Professional shall conform to the definitions under the practice of "land surveying" in Mississippi Law. The location of the markers shall be as shown in the plans. Accuracy standards for placement of markers shall be 0.05 feet relative to the project control established by MDOT using either state plane coordinate monuments or centerline control monuments used for construction; or those accuracies as listed in the Mississippi State Board of Licensure for Professional Engineers and Surveyors publication entitled "Standards of Practice for Surveying in the State of Mississippi". The more stringent of these two accuracy standards will apply and shall be used. The Contractor shall not engage the services of any person in the employ of the Department for the performance of any of the work covered by this Section or any person who has been employed by the Department within the past six months, except those who have legitimately retired from service with the Department during this period.

The Department will establish, one time only, State Plane Coordinate System horizontal control monuments. It shall be the responsibility of the Contractor to establish additional control as may be required to facilitate the staking of the right-of-way. Control monuments set by the Contractor shall meet the minimum standards of surveying as required by the Mississippi State Board of Licensure for Professional Engineers and Surveyors. The accuracy of the control established by the Contractor shall be not less than 1:20,000 relative to the control provided by the Department. The Contractor shall reference, guard and protect control points from damage and obliteration. The Contractor shall verify the accuracy of the control points before proceeding with the installation.

**907-617.03.2--Removal of Existing Markers.** Existing right-of-way markers which are specified to be removed shall be removed in accordance with the plans or as directed by the

Engineer without additional compensation.

**907-617.03.3--Certification.** After all the markers are installed, the Licensed Professional Surveyor **tasked with responsible charge for this** installation shall submit a written certification to the Engineer certifying that all right of way markers were set at the locations designated on the plans, or otherwise directed by MDOT, and to the specified tolerances. The certification shall also include a copy of the right-of-way plan sheets with the right-of-way marker table completed for all locations in which the Licensed Professional Surveyor installed right-of-way markers. The table shall be completed showing the as-built (in-place) northing and easting location based on the State **Plane Coordinate** System. Each right-of-way plan sheet shall be signed and stamped by the Licensed Professional Surveyor.

The Licensed Professional Surveyor **tasked with responsible charge** will furnish a signed and stamped Final Right-of-Way Plat meeting the minimum standards of surveying **for a Class A, B, or C survey** as required by the Mississippi State Board of **Licensure** for Professional Engineers and Surveyors. **In no incidence shall the standards for surveying be less accurate than a Class C survey.**

The Final Right-of-Way Plat shall show all horizontal control points, whether provided by the Department or by the Contractor. In addition, the as-built project alignment shall be shown with stationing, curve data, and State Plane Coordinates for the BOP, PC's, PT's, and EOP.

**907-617.04--Method of Measurement.** Right-of-way markers will be measured by the unit. Such measurements shall include all the components and imprinting necessary for the right-of-way marker, the witness post and surveying decals, all labor, materials and incidentals necessary to furnish a complete in-place right-of-way marker.

**907-617.05--Basis of Payment.** Right-of-way markers will be paid for at the contract unit price per each, which shall be full compensation for completing the work.

Payment will be made under:

907-617-A: Right-of-Way Marker - per each

# MISSISSIPPI DEPARTMENT OF TRANSPORTATION

**SPECIAL PROVISION NO. 907-618-4**

**CODE: (SP)**

**DATE: 12/12/2006**

**SUBJECT: Placement of Temporary Traffic Stripe**

Section 618, Maintenance of Traffic and Traffic Control Plan, of the 2004 Edition of the Mississippi Standard Specifications for Road and Bridge Construction is hereby amended as follows:

**907-618.03.3--Safe Movement of Traffic.** Delete subparagraphs (2) and (3) of Subsection 618.03.3 on pages 415 & 416, and substitute the following:

- (2) Temporary edge lines on projects requiring shoulders constructed of granular material may be delayed for a period not to exceed three (3) days.

Temporary edge lines placed on the final pavement course of projects requiring paved shoulders with surface treatment may be placed on the adjacent shoulder in as near the permanent location as possible until the surface treatment is placed. When the edge lines are obliterated by the placement of the surface treatment, the edge lines shall be placed in the permanent stripe location. The replacement of edge lines may be delayed for a period not to exceed three (3) days for a two or three-lane roads.

**MISSISSIPPI DEPARTMENT OF TRANSPORTATION**

**SPECIAL PROVISION NO. 907-626-15**

**CODE: (IS)**

**DATE: 03/17/2008**

**SUBJECT: Thermoplastic Traffic Markings**

Section 626, Thermoplastic Traffic Markings, of the 2004 Edition of the Mississippi Standard Specifications for Road and Bridge Construction is hereby amended as follows:

**907-626.05--Basis of Payment.** Add the “907” prefix to the pay items listed on page 446.

## MISSISSIPPI DEPARTMENT OF TRANSPORTATION

**SPECIAL PROVISION NO. 907-630-3**

**CODE: (IS)**

**DATE: 11/12/2004**

**SUBJECT: Contractor Designed Overhead Sign Supports**

Section 630, Traffic Signs and Delineators, of the 2004 Edition of the Mississippi Standard Specifications for Road and Bridge Construction is hereby amended as follows:

**907-630.01--Description.** Delete the last two paragraphs of Subsection 630.01 on page 454 and substitute the following:

The Contractor shall submit to the Bridge Engineer a design using steel. The design shall be a rectangular box truss connected at both the top and bottom to the vertical support posts. With the exception of cantilever mounts, overhead support structures shall have two vertical support posts at each end of the truss. Design drawings, calculations and other necessary supporting data shall be submitted as soon as possible after the Pre-Construction Conference. The design shall be prepared by a Professional Engineer registered in the State of Mississippi proficient in the design of overhead sign structures.

The design wind speed shall be as shown in the design specifications with a minimum of 90 mph. In addition to the loads required in the design specifications, overhead sign supports shall be designed to support a uniform load of 40 pounds per linear foot applied to the vertical truss to which the signs are attached, extending along the truss across the roadway below from points four feet outside each outer edge of pavement, unless otherwise specified. Appropriate damping or energy absorbing devices shall be installed in the event that an overhead structure is erected without installation of the permanent sign panels or if the area of permanent sign panels installed is not sufficient to prevent detrimental wind-induced vibration.

The larger of the following sign configurations shall be used in the design of overhead sign support structures:

- 1) The sign dimensions and configuration shown in the contract plans
- 2) Sign Height: 20 feet; Sign Width: Pavement Edge to Pavement Edge plus 16 feet
- 3) Sign Height: 20 feet; Sign Width: Post to Post Clear Spacing minus 44 feet

The sign widths in configurations 2) and 3) should be located symmetrically about the center of the truss.

**907-630.05--Basis of Payment.** Add the "907" prefix to pay item nos. 630-I and 630-J on page 463.

**MISSISSIPPI DEPARTMENT OF TRANSPORTATION**

**SPECIAL PROVISION NO. 907-639-4**

**CODE: (SP)**

**DATE: 04/10/2009**

**SUBJECT: Traffic Signal Equipment Poles**

Section 639, Traffic Signal Equipment Poles, of the 2004 Edition of the Mississippi Standard Specifications for Road and Bridge Construction is hereby amended as follows:

**907-639.02--Materials.**

**907-639.02.2--Mast Arms.** Delete the sentence in Subsection 639.02.2 on page 481 and substitute the following:

Mast arms and mast arm extensions shall be steel meeting the requirements of Subsection 722.16

**907-639.02.3--Foundations.** Delete the first sentence Subsection 639.02.3 on page 481 and substitute the following:

Cast-in-place foundations for concrete, steel, and/or aluminum shafts shall be as specified on plans, and shall be cast of reinforced Class “B” Concrete conforming to the requirements of Sections 601 and 602, unless otherwise indicated on the plans.

**907-639.03.1--Foundations.** Before the first paragraph of Subsection 639.03.1 on page 481, add the following:

Pole foundations shall be constructed as per the details on the plans, these specifications, and Section 803 of the Standard Specifications. Casings, if required, will be in accordance with Section 803 of the Standard Specifications.

In the first sentence of the first paragraph of Subsection 639.03.1 on page 481, change “Section 206” to “Section 801”.

After the first paragraph of Subsection 639.03.1 on page 482, add the following:

Due to the soil conditions in certain areas, the plans may indicate locations where the concrete shall be placed with a tremie. When a tremie is used, it shall perform in accordance with the requirements in Subsection 804.03.9 of the Standard Specifications.

In some instances, it may be necessary to use slip casing to keep the holes open. Casing may be required in portions of the holes that are not stable. Casings authorized by the Engineer shall be of suitable size and strength to accommodate the drilling equipment and to withstand ground-pressures and removal operations without deformation of the poured shaft. When removed, the casings shall revert to the Contractor for disposal.

**907-639.04--Method of Measurement.** Delete the first and second paragraphs of Subsection 639.04 on page 482, and substitute the following:

Traffic signal equipment pole of the type specified will be measured as unit quantities per each. Such measurement shall include the pole, mast arms and all other incidentals necessary to complete the equipment pole.

Traffic signal equipment pole shaft extension of the type specified will be measured as a unit quantity per each. Such measurements shall include the pole attachment, shaft, and all other mounting attachments necessary to extend a shaft as required in the plans

Pole foundations of the size specified will be measured by the cubic yard, which measurement shall be the area bounded by the vertical planes of the neat lines of the foundation.

Slip casings of the size specified will be measured by the linear foot from the ground elevation to the bottom of the strata needing to be cased.

Traffic signal equipment pole mast arm extension, as indicated, will be measured as a unit quantity per each. Such measurements shall include the mast arm extension and all other mounting attachments necessary to extend the arm as indicated.

**907-639.05--Basis of Payment.** Delete the first paragraph of Subsection 639.05 on page 482, and substitute the following:

Traffic signal equipment pole and traffic signal equipment pole extension of the type specified, measured as provided in above, will be paid for at the contract unit price per each, which price shall be full compensation for furnishing all materials, erecting, installing, connecting and testing poles, pole bases, mast arms, caps, covers, ground wire, ground rods, hardware and for all equipment, tools, labor and incidentals necessary to complete the equipment pole.

Pole foundations, measured as prescribed above, will be paid for at the contract unit price per cubic yard, which price shall include full compensation for structure excavation, reinforcing steel, anchor bolts; for placing, curing, and installing concrete; for replacing sod and final clean-up; and for all equipment, labor, tools and incidentals necessary to complete the foundation.

Slip casings, measured as prescribed above, will be paid for at the contract price per linear foot, which price shall be full compensation for all materials, tools, equipment, labor, and incidentals necessary to complete to work.

Traffic signal equipment pole mast arm extension, measured as provided above, will be paid for at the contract unit price per each, which price shall be full compensation for furnishing all materials, for installing the mast arm extension and for all equipment, tools, labor, and incidentals necessary to complete the work.

Delete the list of pay items on page 482, and substitute the following:.

- 907-639-A: Traffic Signal Equipment Pole, Type \_\_\_\_\_ - per each
- 907-639-B: Traffic Signal Equipment Pole Shaft Extension, Description - per each
- 907-639-C: Pole Foundations, \_\_\_\_\_ Diameter - per cubic yard
- 907-639-D: Slip Casing, \_\_\_\_\_ Diameter - per linear foot
- 907-639-G: Traffic Signal Equipment Pole Mast Arm Extension \* - per each

\* Additional information may be indicated



# MISSISSIPPI DEPARTMENT OF TRANSPORTATION

| SPECIAL PROVISION NO. 907-649-3

CODE: (SP)

| DATE: 08/17/2009

**SUBJECT: Video Vehicle Detection**

Section 649, Video Vehicle Detection, of the 2004 Edition of the Mississippi Standard Specifications for Road and Bridge Construction is hereby amended as follows.

Deleted in total Subsection 649 beginning on page , and substitute the follows:

## **SECTION 907-649 -- VIDEO VEHICLE DETECTION**

**907-649.01--Description.** This special provision specifies the minimum requirements for Video Detection Systems (VDS) furnished and installed in accordance with the design(s) for the location(s) designated on the project plans, in any related notice to bidders, or as directed. The work shall consist of providing all labor, materials, equipment, and incidentals necessary to furnish, install, test, and operate VDS that are integrated with MDOT's Traffic Management/Operations Centers (TMC).

The Type 1 Video Detection System will provide roadway monitoring capabilities via digitized video images transmitted over an Ethernet network and will provide traffic data collection of vehicle parameters including, but not limited to, speed, presence, occupancy, volume, video snapshots and MPEG-4 streaming video of the intersection. All of the real-time data shall be reported locally or remotely and be viewable from a customized secure user-friendly website hosted by the VDS vendor. The Type 1 Video Detection System will be used at all intersections where traffic data collection is required. The work shall consist of providing all labor, materials, equipment, and incidentals necessary to furnish, install, and test Video Detection Systems. This work consists of furnishing and installing video detection system equipment complete and ready for service.

The Type 2 Video Detection System will provide presence or pulse detection for Traffic Signal Controller inputs. The Type 2 Detection Systems will be used at intersections that only require presence detection for traffic signal control. The work shall consist of providing all labor, materials, equipment, and incidentals necessary to furnish, install, and test Video Detection Systems. This work consists of furnishing and installing video detection system equipment complete and ready for service.

### **907-649.02--Materials.**

#### **907-649.02.1--Materials Type 1 Vehicle Detection System.**

**907-649.02.1.1--General.** The video detection system hardware will typically consist of two major components:

- 1) Video Camera Sensors (color) with zoom lens (one sensor in each direction)
- 2) Video Detection System Processor (inside the sensor for Type 1 system)

**907-649.02.1.2--Functional Requirements for Type 1 Detection System.** The VDS shall be capable of monitoring vehicles on a roadway via processing of video images and providing discrete detection of vehicles and functional detection parameters on a per lane basis for each of the following:

- 1) Presence of moving or stopped vehicles (a vehicle that has not moved for a user-definable length of time)
- 2) Traffic volume (absolute number of discrete vehicles per time interval per lane)
- 3) Speed (average lane speed in mph)
- 4) Occupancy (individual lane occupancy measured in percent of time)
- 5) Density (average lane density volume/speed)
- 6) Headway (average time interval between vehicles by lane in seconds)
- 7) Vehicle classification and volumes per lane by user-selectable vehicle lengths (minimum four (4) bins)
- 8) Wrong Way vehicle detection
- 9) Alarms for the following:
  - a. wrong-way vehicles
  - b. speed threshold
  - c. vehicle classifications
- 10) Loop Emulation based on single or dual loops for a minimum of four (4) lanes.
- 11) Provide direct real-time iris and shutter speed control and be equipped with an integrated auto zoom/auto focus lens that can be changed using computer software.
- 12) Shall be fully IP-enabled and addressable from the video detection system processor, with all configuration, detection data, and encoded video stream available on a single Ethernet interface.
- 13) Shall provide MPEG-4 streaming video output.
- 14) Shall provide all data and video communications over the power supply conductors as shown on the Plans.

**907-649.02.1.3--System Features.** As a minimum, the system shall include the following features:

- 1) Shall be capable of detecting and storing discrete lane data for either approaching or receding vehicles in at least four (4) lanes and two (2) shoulders / emergency lanes.
- 2) When this function is required in the Plans, shall provide a contact closure interface to a traffic controller or other device, this interface shall accept eight (8) contact closure inputs (usually red and green control signals) and provide sixteen (16) contact closure outputs to a traffic signal controller. For a SDLC interface to a NEMA T52 traffic controller, this interface shall display 32 phase colors and emulate up to four (4) bus interface units (BIU).
- 3) Shall include software with the capability to define detectors through interactive graphics by placing lines and/or boxes or polygons defined by a minimum of four points.

- 4) Shall be a tracking based system or a system of detection zones (lines and/or boxes) which may assign logical functions to one detector or a group of detectors to accomplish directionality or classification.
- 5) Shall be capable of programming the expected flow direction of traffic to facilitate alarm generation for vehicles traveling in the wrong direction.
- 6) Shall be capable of operating as a stand-alone unit when communication to the central system is lost, calculating traffic parameters in real-time and storing data in its own non-volatile memory.
- 7) Shall be capable of compensating for camera movement attributable to temperature effects, wind shifts, pole sway, pole expansion, or vibration of the mount when attached to bridges, sign structures or other structures.
- 8) Shall allow for detection zone calibration for accommodating perspective variations due to varying camera heights and angles.
- 9) Shall provide for day and night operation.
- 10) Shall provide for communications interface to the video detection system processor through a cabinet-mounted interface panel that terminates the power/communications conductors to the processor and provides the Ethernet interface to the processor.

**907-649.02.1.4--Detection Configurations.** The VDS shall be programmable for the following detector configurations; at a minimum they shall perform the following functions:

- 1) Count Detector
- 2) Presence Detector
- 3) Speed Detector
- 4) Station Detector
- 5) Speed Alarm
- 6) Lane Detector
- 7) Tunnel Detector

The Speed Detector shall report vehicle speed and vehicle classification based on five user-defined length categories, satisfying the four generalized category requirement recommended by FHWA.

**907-649.02.1.5--VDS Software Requirements.** The VDS sensor shall store cumulative traffic statistics, internally in non-volatile memory, for later retrieval and analysis. The VDS sensor shall have at least 5 Mb of memory for data storage. Data collection shall not require additional modules or extra software.

The real-time traffic data and color video shall be viewable through a standard web browser using a data collection and management service (DCMS). The DCMS license will be for a twenty-four month period and start from the date of acceptance of the Final Inspection. The manufacturer shall display the data and streaming video real-time on a custom web-site which can be linked to MDOT's internal web-sites, MSTraffic.com & GoMDOT.com. The DCMS provider must guarantee 95% uptime. All collected data (except video) shall be archived once a month and two electronic copies sent to MDOT. MDOT requires the ability to create and print custom data reports in Excel or HTML by accessing the manufacturer website and filtering data

using reporting parameters. In addition, MDOT requires the capability of having all "raw" data sent directly to an MDOT owned data collection server.

The VDS shall have the capability of polling any and all video detector sensors through communication interfaces, including but not limited to, fiber, wireless, leased broad-band, and leased point to point T1.

The DCMS Server shall be able to generate the following detail:

- 1) Microsoft Excel, SQL, XML, Jscript database technology
- 2) Microsoft .NET Framework, including support for ASP.NET
- 3) Custom, automated reports, alarms, ftp, and e-mail services.
- 4) Report Manager Graphic User interface (GUI) to customize data distribution and reporting.

**907-649.02.1.6--Detection Requirements.** Unless otherwise shown in the Plans, the Video Detection System shall detect vehicle passage and presence when the VDS camera assembly is mounted 40 feet or higher above the roadway, when the camera is located adjacent to or over the desired coverage area, and when the distance to the farthest detection zone locations are not greater than ten (10) times the mounting height of the camera.

Optimum accuracy shall be achieved when the length of the detection area or field of view is not greater than four (4) times the mounting height of the image sensor.

The camera shall not be required to be directly over the roadway to achieve minimum accuracy requirements.

The video detection system shall be able to use a single camera to view either approaching and/or receding traffic in the same field of view.

**907-649.02.1.7--Accuracy Requirements and Measurement Methods.** The accuracy will be measured under normal weather conditions (i.e., not during rain, snow, fog etc.) when the VDS sensor camera is mounted 40 feet or higher, or as otherwise shown in the Plans, above the travel lanes, when the image sensor is adjacent to desired coverage areas, and when the distance to the farthest detection zone is less than four (4) times the mounting height measured in a straight line along the center axis of the field of view.

The Video Detection System shall provide a level of accuracy of less than 5% error rate based on volume counts for the entire field of view compiled over multiple time intervals that contain a minimum of 300 vehicles.

**Volume** - The volume (count) of vehicles in each lane collected by the video detection system must be within five percent ( $\pm 5\%$ ) of the manually counted volume for that lane. Provide these levels of accuracy during both day and night conditions. A minimum of three hundred (300) vehicles must be used as a sample size for the entire field of view for volume counting accuracy checking.

Vehicle Classification - The vehicle classification feature must classify at least eighty percent (80%) of the vehicles correctly by classifying vehicles into one of four bins (FHWA categories) by vehicle length. This feature will be tested by manually classifying vehicles into cars, light trucks or tractor trailer or larger trucks using an observer (who does the classification) and video tape using the same samples as collected for the volume test. The manually collected classification data will be compared to the data collected by the system for each lane and the percent error will be calculated for the entire field of view.

Stopped Vehicle Detection - The vehicle detection system shall be capable of detecting 95% of all vehicles stopped on the shoulders or in lanes and triggering an alarm. Because of the possible dangers to motorists and workers during this test, the test will be completed after operation has been enabled. A vehicle will be sent to the location and stopped on a shoulder in an active detection zone. An inspector or TMC operator will observe to verify the detection of the stopped vehicle. This test will be performed on all of the video detection system installations up to five, or on a random sample of five if the total number of video detection system installations is greater than this. If all parameters are met for all locations tested, all that are installed on the project will be considered acceptable. If one or more locations fail, a second set of five locations will be examined. If a failure in the second set is recorded, the Contractor will be required to take remedial action until a pass of five locations is achieved.

Speed - The system shall provide an average vehicle speed measurement within ten percent ( $\pm 10\%$ ) of actual speeds. Provide these levels of accuracies for traffic traveling between 20 and 75 mph. Provide these levels of accuracy during both day and night conditions. Personnel participating in and observing these tests will use either radar detectors or probe vehicles to conduct this accuracy demonstration. This test will be performed after the system is in operation as described in the stopped vehicle tests. Failure to achieve accuracy will require remedial/corrective action by the Contractor and repeated testing until accuracy is achieved.

Other Parameters (Occupancy, Flow Rate, Headway, Density) - If the measurements of speed and volume as described above fall within acceptable specified limits of accuracy, and the system is demonstrated to be able to provide the calculated values for these parameters, no further testing will be required. The formulas/algorithms used for the calculations by the system will be provided to the MDOT State Traffic Engineer as part of the documentation of the system.

**907-649.02.1.8--Video Camera Sensor.** The video camera sensor shall be compatible with the Video Detection System processor and as a minimum meet the following requirements:

- 1) Lens: The video camera sensor will be equipped with a 16X to 22X motor driven variable focal length zoom lens.
- 2) Image Sensor: Minimum resolution of 470H X 350V TV lines.
- 3) The Sensor's picture element shall be 768H pixels X 494V pixels or greater.
- 4) Input power: 115 VAC  $\pm 15\%$ , 60 Hz  $\pm 10\%$  single phase power. Any required power conversion shall be contained within the VDS, the chassis, or facilitated by a power adapter provided.
- 5) Electromagnetic interference (EMI): The video camera sensor and associated connected equipment will comply with FCC Part 15, Subpart J, Class A device requirements.

- 6) Video camera sensor enclosure: The video camera sensor shall be installed in an enclosure:
  - a. The enclosure shall meet NEMA 250 Type 4 enclosure standards and shall be available un-pressurized or optionally pressurized types.
  - b. If the enclosure is pressurized, it shall be pressurized to at least 5 psi  $\pm$ 1 psi and a low pressure sensor with an alarm output to the Video Detection System processor and cabinet assembly will be provided.
  - c. Provide a sun shield visor on the front of the enclosure, which is sufficiently adjustable to divert water away from the video camera sensor lens and also to prevent direct sunlight from entering the iris when mounted in its installed position.
  - d. Install the sun shield so that it does not impede operation or performance accuracy of the video camera sensor or require removal of the video camera sensor enclosure for adjustment.
  - e. Use an enclosure that allows the video camera sensor horizon to be rotated in the field during installation.
- 7) Weight: The standard video camera sensor will not weigh more than 10 lbs., including the mount, shield and camera. If a pressurized video camera sensor and housing is used, the unit including a standard mount, shield and camera will not weigh more than 13 lbs.
- 8) Mounting: The video camera sensor assembly mounting and hardware shall be included as part of the system.
  - a. The video camera sensor horizon shall be adjustable without removing the camera, mounting bracket and enclosure, or sun shield.
  - b. The video camera sensor assembly shall be capable of sustained wind loading of 90 mph with a 30% gust factor.
- 9) The video camera sensor assembly shall include all cabling, mounts, fasteners, conduit, connectors, etc., to provide power and connectivity to the VDS cabinet equipment for a fully functional system. [The connection for the power and video cable shall be the connection type recommended by the manufacturer.](#)

**907-649.02.1.9--Video Detection System Processor.** The Video Detection System processor shall meet the following requirements:

- 1) Shall be contained/integrated in the VDS sensor enclosure.
- 2) Shall process and make available for transmission (upload) to the TMC data stored in operator selectable time periods of 10, 20, or 30 seconds and 1, 5, 10, 15, 30, or 60 minutes (default setup by Contractor shall be 1 minute).
- 3) Shall be password protected to prohibit unauthorized changes, if enabled by user. A minimum of ten (10) different users may be authorized with different levels of authority.
- 4) Observation of detection operation only, without ability to edit configurations, may be allowed with no password. The VDS shall record time and date of each password usage.
- 5) Shall provide the data and MPEG-4 encoded video through a communications interface device via an Ethernet version 2.0 IEEE 802.3 compliant 10/100 Base-T Auto Sensing port in real-time.
- 6) The processor shall be IP-addressable using the user datagram protocol/IP or UDP/IP message packet and routing standard.
- 7) A communications address shall be automatically assignable or manually configured to

- the unit during setup.
- 8) Upon receiving a command with the appropriate address from the TMC central computer, the unit shall respond with the accumulated traffic parameter measurements from the period since the last request.
  - 9) Shall operate reliably in a typical roadway aerial mounting and under the following conditions:
    - a. Shall have an operating ambient temperature range: -29<sup>0</sup>F to 140<sup>0</sup>F (-2034~ C to 60<sup>0</sup>C)
    - b. Shall have an operating humidity tolerance of: 5% — 95% humidity per NEMA TS 1-1989 (R 1994).
    - c. Vibration: Provide a video camera sensor and enclosure that maintains its functional capability and physical integrity when subjected to a vibration of 5 to 30 Hz up to 0.5 gravity applied to each of three mutually perpendicular axes (NEMA TS 1-1989 (R 1994)).
    - d. Shock: Ensure the video camera sensor and enclosure can withstand a minimum 9G shock. Neither permanent physical deformation nor inoperability of the video camera sensor and enclosure shall be sustained from this shock level.
    - e. Acoustic Noise: Provide a video camera sensor and enclosure that can withstand a 150 dB for 30 minutes continuously, with no reduction in function or accuracy.
  - 10) Shall be capable of storing data for an extended period of time.
    - a. All traffic parameter data shall be stored in non-volatile memory within the video detection system processor.
    - b. All traffic parameter data shall be capable of being retrieved using the central computer and by means of an automatic polling client application.
    - c. Upon loss of communications, the system shall automatically store no less than seven (7) days of data in 30 second increments based on the default set-up required. At a minimum, data storage requirements apply to volume, speed and occupancy requirements.
  - 11) Shall be powered by input power: 115 VAC ±15%, 60 Hz ±10% single phase power. Any required power conversion shall be contained within the VDS, the chassis, or facilitated by a power adapter provided Total power for a single video camera sensor and the processor shall not exceed 15 watts with the camera heater in operation.
  - 12) Shall have transient protection that meets the requirements of NEMA TS 1-1989 (R 1994) and NEMA T52-1992 standards.
  - 13) Shall recover from power interruptions. Momentary interruptions in power to the processor shall not result in loss of function upon restoration of power.
  - 14) In the event of an interruption of power, the equipment shall automatically recover when power is restored. All detection zones, stations, and parameters shall be returned to their last configurations.
  - 15) Each VDS location shall be capable of simultaneously processing data and images from four separate video camera sensor installations for detection and analysis.
  - 16) The system shall be capable of detecting objects in EIA- 170 (monochrome) and NTSC (color), or CCIR (monochrome) and PAL (color) video signals.
  - 17) Shall allow still image capture (snapshot) from any of the video detection system processor's active video inputs and provide for downloading the image to the central computer for display or storage as a picture file; capture and transmit the still image to

the central computer in one minute or less.

**907-649.02.2--Materials Type 2 Vehicle Detection System.**

The Type 2 video detection system shall consist of power supply, video cameras, all necessary video and power cabling with end connectors, mounting brackets, lightning protection as recommended by the manufacturer, video detection processors/extension modules capable of processing the number of camera and phase combination video sources shown on the project plans or in the purchase order. Provide sufficient number of cameras to process vehicle presence, passage and system detection zones as shown on the project plans or listed on the purchase order.

**907-649.02.2.1--Functional Requirements for Type 2 Vehicle Detection System.** The video detection system configuration shall utilize video processors with one or more video inputs and one video output, responding to specific site applications, camera locations and detection zones shown on the project plans. Video processors or interface modules shall be provided which plug directly into TS-1 and TS-2 detector racks without adapters. Extension modules which allow detection zones from one camera to be routed to other card slots shall also be provided. Remote programming and monitoring capability from a distant Traffic Management Center shall be mandatory. The system shall be Ethernet compatible with an RJ4S port.

**907-649.02.2.2--Interface Type 2 Video Detection System.** The Contractor shall provide the following:

- 1) video inputs that accept RS 170 (NTSC) signals from an external video source. A BNC type interface connector shall be provided and located on the front of the video processing unit.
- 2) a LED indicator to indicate the presence of the video signal. The LED shall illuminate upon valid video synchronization and turn off when the presence of a valid video signal is removed.
- 3) one video output per processor module. The video output shall be RS 170 compliant and shall pass through the input video signal. The video output shall have the capability to show text and graphical overlays to aid in system setup. The overlays shall display real-time actuation of detection zones upon vehicle detection or presence. Control of the overlays and video switching shall also be provided through the serial communications port. The video output interface connector shall be BNC or RCA type. If RCA connector is used, an RCA to BNC adapter shall be provided.
- 4) a serial communications port on the front panel. The serial port shall be compliant with RS-232 or RS-422 electrical interfaces and shall use a DB9 or RJ4S type connector. The serial communications interface shall allow the user to remotely configure the system and/or to extract calculated vehicle/roadway information.
- 5) interface software. The interface protocol shall support multi-drop or point-to-multipoint communications. Each video detection system shall have the capability to be individually IP addressable either built in or with third party video server units.
- 6) open collector contact closure outputs meeting NEMA T52 requirements. The open collector output will be used for vehicle detection indicators as well as discrete outputs for alarm conditions.



- 7) LED status indicators on the front panel. The LED's shall illuminate when a contact closure output occurs. Provide one output LED for each contact closure output.
- 8) a mouse compatible port (PS-2 or USB) on the front panel of the video processing unit. The mouse port shall be used as part of the system setup and configuration. A compatible mouse shall be provided with each video detection system.

**907-649.02.2.3--Functionality.** Detection zones shall be programmed via an on-board menu displayed on a video monitor and a pointing device connected to the video detection processor. The menu shall facilitate placement of detection zones and setting of zone parameters or to view system parameters. The video detection processor shall detect vehicles in real time as they travel across each detection zone. The video detection processor shall have an RS-232 (DB9 or RJ4S) port for communications with an external computer. The video detection processor port shall be multi-drop capable.

It shall be possible to upload and save all configuration data including loop placement and save the file on a computer. It shall be possible to download a configuration file from a computer to the detection device.

The video detection processor shall accept new detection patterns from an external computer through the RS-232 port when the external computer uses the correct communications protocol for downloading detection patterns.

A Windows™ based software designed for local and remote connection shall be provided for video capture, real-time detection indication and detection zone modification capability.

The video detection processor shall send its detection patterns to an external computer through the RS-232 port.

The video detection processor shall default to a safe condition, such as minimum recall, fixed recall or a constant call on each active detection channel, in the event of unacceptable interference with the video signal, low visibility conditions, or power failure.

A user-selected output shall be active during the low-visibility condition that can be used to modify the controller operation if connected to the appropriate controller input modifier(s). The system shall automatically revert to normal detection mode when the low-visibility condition no longer exists.

**907-649.02.2.4--Vehicle Detection.** A minimum of 24 detection zones per camera input shall be possible, and each detection zone shall be capable of being sized to suit the site and the desired vehicle detection area.

A single detection zone shall be able to replace multiple inductive loops and the detection zones shall be OR'ed as the default or may be ANDed together to indicate vehicle presence on a single phase of traffic movement.

Placement of detection zones shall be done by using only a pointing device, and a graphical

interface built into the video detection processor and displayed on a video monitor, to draw the detection zones on the video image from each video camera. Detection zones created in this manner shall be compatible with the PC-based software provided with the system.

The video detection processor's memory shall be non-volatile to prevent data loss during power outages.

When a vehicle is detected crossing a detection zone, the corners or entire zone of the detection zone shall flash/change color on the video overlay display to confirm the detection of the vehicle. It shall be possible to record the operation of the unit in real time with the detection zones operating.

Detection shall be at least 98% accurate in all weather conditions, with slight degradation acceptable under adverse weather conditions (e.g. rain, snow, or fog) which reduce visibility.

The video detection processor shall maintain normal operation of existing detection zones when one zone is being added or modified.

The video detection processor shall output a constant call on any detector channel corresponding to a zone being modified and shall resume normal operation upon completion.

Detection zones shall be directional to reduce false detections from objects traveling in directions other than the desired direction of travel in the detection area.

The video detection processor shall process the video input from each camera using a microprocessor at 30 frames per second at one volt peak to peak 75 ohms or EIA 170 NTSC video standard.

The video detection processor shall output minimum recall, fixed recall or constant call for each enabled detector output channel if a loss of video signal occurs. The recall behavior shall be user selectable for each output. The video detection processor shall output a constant call during the background "learning" period.

Detection zone outputs shall be configurable to allow the selection of presence, pulse, extend, and delay outputs. Timing parameters of pulse extend, and delay outputs shall be user definable between 0.1 to 25.0 seconds in increments of 0.1 seconds.

Up to six detection zones per camera view shall have the capability to count the number of vehicles detected, measure classification and speed. The data values shall be internally stored within the processor module for later retrieval through the RS-232 port. The data collection interval shall be user definable in periods of 5, 15, 30, or 60 minutes or by intersection cycle. Real-time data shall be retrieved from the PC-based software provided with the system.

**907-649.02.2.5--Camera.** Cameras shall be completely compatible with the video detection processor and shall be certified by the manufacturer to ensure proper system operation.

The detection system shall produce accurate detector outputs under all roadway lighting conditions, regardless of time of day. The minimum range of scene luminance over which the camera shall produce a useable video image shall be the minimum range from nighttime to daytime, but not less than the range 0.009 to 930 foot-candles (0.1 lux to 10,000 lux).

The camera shall use a color CCD sensing element with resolution of not less than 470 lines horizontal and 400 lines vertical.

The camera shall include mechanisms to compensate for changing of lighting by using an electronic shutter and/or auto-iris lens.

The camera shall include a variable focal length lens with factory preset focus that requires no field adjustment. Zooming of the camera lens to suit the site geometry by means of a portable interface device designed for that purpose. The horizontal field of view shall be adjustable from 8.1 to 44.3 degrees. Camera configuration shall be customized for each approach based on field site conditions and the project plans.

The camera electronics shall include automatic gain control (AGC) to produce a satisfactory image at night.

The camera shall be housed in a weather-tight sealed enclosure. The housing shall be field rotatable to allow proper alignment between the camera and the traveled road surface.

The camera enclosure shall be equipped with a sunshield. The sunshield shall include a provision for water diversion to prevent water from flowing in the camera's field of view.

The camera enclosure shall include a thermostatically controlled heater to assure proper operation of the lens shutter at low temperatures and prevent moisture condensation on the optical faceplate of the enclosure. The heater shall directly heat the glass lens and require less than 5 watts over the temperature range.

Power consumption of the camera shall be 15 watts or less under all conditions.

The camera enclosure shall be equipped with separate, weather-tight connections for power and setup video cables at the rear of the enclosure. These connections shall allow diagnostic testing and viewing of video at the camera while the camera is installed on a mast arm or pole using a lens adjustment module furnished under this bid item.

The video signal output by the camera shall in accordance with NTSC standards.

All necessary mounting brackets shall be mounted to pole shafts, mast arms, or other structures to mount cameras as indicated on the project plans. Mounting brackets shall result in a fixed-position mounting. Mounting Brackets shall be included at no additional cost.

**907-649.02.2.6--Video Cable.** The cable provided shall be as recommended by the manufacturer for optimal video detection performance. The cable shall be either multi-paired

jacketed cable or coaxial cable. Coaxial cable can be used between the camera and the video detection processor in the traffic signal controller cabinet and shall be Belden 8281 or equivalent. The signal attenuation shall not exceed 0.78 dB per 100 feet at 10 MHz. Nominal outside diameter shall be approximately 0.305 inch. Coaxial cable shall be suitable for installation in conduit and in exposed sunlight environment. 75-ohm BNC plug connectors shall be used at both the camera and cabinet ends. The coaxial cable, BNC connector, and crimping tool recommended by the manufacturer of the video detection system shall be used and installed per the manufacturer's recommended instructions to ensure proper connection.

Multi-paired jacketed cable shall include a minimum of four individually paired No. 19 AWG communication cables with an overall shield. Pairs shall not be individually shielded. Paired cable and power cables may be installed under the same outer jacket.

**907-649.02.2.7--Power Cable.** Power cable for 120VAC cameras shall be rated for 90°C, 300 volt, 16 AWG, stranded, three-conductor cable with a nominal outside diameter of approximately 0.330 inch. Conductor insulation color code shall be black, white and green. Outside jacket shall be black.

Power cable for 24 Volt or other low voltage cameras shall be the cable recommended by the manufacturer.

Camera power cable shall be suitable for installation in conduit and in exposed sunlight environment, and UL listed.

The power and video cable may be installed under the same outer jacket.

**907-649.02.2.8--Surge Protection.** Surge protection devices shall be provided for all new or added video detection devices as recommended by the manufacturer.

Coaxial cable shall be protected with an inline surge suppressor as recommended by the manufacturer or a panel mounted surge suppressor as recommended by the manufacturer or approved equal, installed and grounded per video detection manufacturer's recommendations.

**907-649.02.2.9--Physical and Environmental Specifications.**

Video Detection System Processor: The video detection system processor shall operate reliably in a typical roadside traffic cabinet environment. Internal cabinet equipment and a video detection system processor shall be provided that meets the environmental requirements of NEMA T52-2003 Section 2. If the processor is located in the sensor, it shall meet the same requirements.

Video Camera Sensor: The operating ambient temperature range shall be -30°F to 140°F. Additionally, a heater shall be included to prevent the formation of ice and condensation in cold weather. Do not allow the heater to interfere with the operation of the video camera sensor electronics, or cause interference with the video signal.

Vibration: Vibrations shall meet the requirements of TS-2 2003 section 2.1.9.

Shock: Shock shall meet the requirements of TS-2 2003 section 2.1 .10.

Acoustic Noise: A video camera sensor and enclosure shall be provided that can withstand 150 dB for 30 minutes continuously, with no reduction in function or accuracy.

**907-649.03--Construction Requirements.** The Construction and testing requirements for Type 1 and Type 2 Video Detection Systems are the same.

**907-649.03.1--General Requirements.** The Contractor shall:

- 1) Install all video camera sensors, video detection system processors and associated enclosures and equipment at the locations specified in the Plans, in any related notice to bidders, or as directed.
- 2) Install all cabinet-mounted equipment in the intersection equipment cabinet or as specified in the Plans.
- 3) Cabling from video camera sensors shall be provided and installed in accordance with the video detection system manufacturer's recommendations.
- 4) Make all necessary adjustments and modifications to the total VDS prior to requesting inspection for system/device acceptance.
- 5) Mount the camera approximately two (2) feet below the top of the extension pole or separate pole or as shown in the Plans.
- 6) The camera shall be mounted so as to view approaching traffic unless otherwise directed.
- 7) The camera location and zone of detection shall be optimized as directed by the MDOT State Traffic Engineer, or authorized designee.
- 8) Adjust the video camera sensor zoom lens to match the width of the road/detection area, and minimize lane vehicle occlusion.
- 9) Fasten all other cabinet components, with hex-head or Phillips-head machine screws insulated with nuts (with locking washer or insert) or into tapped and threaded holes. Do not use self-tapping or self-threading fasteners.
- 10) Provide electrical cables for video, communications signaling and power supply between the cabinet and the VDS image sensor cameras as recommended by the video detection system manufacturer, and as required for a fully functional VDS.

**907-649.03.2--Contractor Training.** Installation of the video detection system shall be as recommended by the supplier and performed by a Contractor trained and certified by the supplier. Where time does not reasonably permit training of the installing Contractor, a supplier factory representative shall supervise and assist a Contractor during installation of the video detection system.

**907-649.03.3--Test Requirements.** The Contractor shall conduct a Project Testing Program as required below. All costs associated with the Project Testing Program shall be included in overall contract prices; no separate payment will be made for any testing.

**907-649.03.3.1--General Requirements.** The Contractor is responsible for planning,

coordinating, conducting and documenting all aspects of the Project Testing Program. The Project Engineer and/or authorized representatives are only responsible for attending and observing each test, and reviewing and approving the Contractor's test results documentation. The Project Engineer and/or authorized representatives reserve the right to attend and observe all tests.

Each test shall fully demonstrate that the equipment being tested is clearly and definitely in full compliance with all project requirements.

Test procedures shall be submitted and approved for each test as part of the project submittals. Test procedures shall include every action necessary to fully demonstrate that the equipment being tested is clearly and definitely in full compliance with all project requirements. Test procedures shall cross-reference to these Technical Specifications or the Project Plans. Test procedures shall contain documentation regarding the equipment configurations and programming.

No testing shall be scheduled until approval of all project submittals and approval of the test procedures for the given test.

The Contractor shall provide all ancillary equipment and materials as required in the approved test procedures.

The Contractor shall request in writing the Project Engineer's approval for each test occurrence a minimum of 14 days prior to the requested test date. Test requests shall include the test to be performed and the equipment to be tested. The Project Engineer reserves the right to reschedule test request if needed.

All tests shall be documented in writing by the Contractor in accordance with the test procedure and submitted to the Project Engineer within seven (7) days of the test. Any given test session is considered incomplete until the Project Engineer has approved the documentation for that test session.

All tests deemed by the Project Engineer to be unsatisfactorily completed shall be repeated by the Contractor. In the written request for each test occurrence that is a repeat of a previous test, the Contractor shall summarize the diagnosis and correction of each aspect of the previous test, that was deemed unsatisfactory. The test procedures for a repeated test occurrence shall meet all the requirements of the original test procedures, including review and approval by the Project Engineer and ITS Manager.

The satisfactory completion of any test shall not relieve the Contractor of responsibility to provide a completely acceptable and operating system that meets all requirements of this project.

**907-649.03.3.2--Factory Acceptance Test (FAT).** Factory Acceptance Tests shall be conducted at the Manufacturer or Contractor facility or at a facility acceptable to all parties. All equipment to be utilized for this project shall be subject to tests that demonstrate the suitability of the design and compliance with the contract requirements, unless an exception for an equipment item is

granted by the Project Engineer. The tests shall be performed on production units identified to be delivered under this contract.

The FAT procedure shall demonstrate all requirements defined in these specifications are met, including, but not limited to: functional/system performance requirements, electrical requirements, data transmission/communication requirements, safety/password requirements, environmental requirements, and interface requirements with other components of the project system.

The Project Engineer reserves the right to waive FATs which are deemed to be unnecessary and reserves the right to witness all FATs that are determined to be critical to the project. At a minimum, the Project Engineer and/or authorized representative will be in attendance at the FAT for the first three (3) units tested. The FAT for the first three (3) units shall be conducted during the same period. The Project Engineer shall be notified a minimum of forty-five (45) calendar days in advance of such tests. Salary and travel expenses of the Project Engineer and authorized representatives will be the responsibility of MDOT. In case of equipment or other failures that make a retest necessary, travel expenses of the Project Engineer and authorized representatives shall be the responsibility of the Contractor. These costs shall be deducted from payment due the Contractor.

The vendor must complete the FAT on all remaining units on their own and submit documentation to the Project Engineer that the FATs were completed. The Project Engineer reserves the right to randomly attend those FAT tests.

No equipment for which a FAT is required shall be shipped to the project site without successful completion of factory acceptance testing as approved by the Project Engineer and the Engineer's approval to ship.

**907-649.03.3.3--Standalone Acceptance Test (SAT).** The Contractor shall perform a complete SAT on all equipment and materials associated with the field device site, including but not limited to electrical service, conduit, pull boxes, communication links (fiber, leased copper, wireless), control cables, poles, etc. A SAT shall be conducted at every field device site. Where applicable, a SAT shall be conducted for a fully installed and completed connection to the designated Traffic Management Center (TMC) or central data/video collection site.

The SAT shall demonstrate that all equipment and materials are in full compliance with all project requirements and fully functional as installed and in final configuration. The SAT shall also demonstrate full compliance with all operational and performance requirements of the project. All SATs will include a visual inspection of the cabinet and all construction elements at the site to ensure they are compliant with the specifications.

All SATs will include videos of the approach with detection zones overlaid showing detector activations.

- 1) One hour videos shall be made of each approach and compared to actual detection calls.
- 2) Thirty minute videos shall be made starting 15 minutes prior to sunrise and sunset for each

- approach and compared to actual detection calls.
- 3) All videos shall be date and time stamped.
  - 4) Provide all videos to the Engineer with a summary of the results included total calls, missed calls and false calls.
  - 5) All test results must meet a 98% accuracy requirement.

After a sixty (60) day burn-in period, the Contractor must demonstrate the accuracy requirements specified in Subsection 907-649.02.1.7 at selected intersections. The intersections to be tested will be randomly selected by the Project Engineer.

**907-649.03.4--Warranty.** The video detection system shall be warranted to be free of manufacturer defects in materials and workmanship for a period of one year from the date of final acceptance. Equipment covered by the manufacturer's warranties shall have the registration of that component placed in MDOT's name prior to final inspection. The Contractor is responsible for ensuring that the vendors and/or manufacturers supplying the components and providing the equipment warranties recognize MDOT as the original purchaser and owner/end user of the components from new. During the warranty period, the supplier shall repair or replace with new or refurbished material, at no additional cost to the State, any product containing a warranty defect, provided the product is returned postage-paid by the Department to the supplier's factory or authorized warranty site. Products repaired or replaced under warranty by the supplier shall be returned prepaid by the supplier.

During the warranty period, technical support shall be available from the supplier via telephone within four hours of the time a call is made by the Department, and this support shall be available from factory certified personnel. During the warranty period, updates and corrections to control unit software shall be made available to the Department by the supplier at no additional cost.

**907-649.03.5--MDOT Employee Training.** The Contractor shall submit to the Project Engineer for approval a detailed Training Plan including course agendas, detailed description of functions to be demonstrated and a schedule. The Contractor must also submit the Trainer's qualifications to the Project Engineer for approval prior to scheduling any training. The training must include both classroom style training and hands-on training in the field of the maintenance and troubleshooting procedures required for each component. The training should also consist of a hands-on demonstration of all software configuration and functionality where applicable.

The supplier of the video detection system shall, at a minimum, provide a sixteen-hour operations and maintenance training class with suitable documentation for up to eight (8) persons selected by the Department. The operations and maintenance class shall be scheduled at a mutually acceptable time and location.

**907-649.03.6--Maintenance and Technical Support.** The supplier shall maintain an adequate inventory of parts to support maintenance and repair of the video detection system. Spare parts shall be available for delivery within 30 days of placement of an acceptable order at the supplier's then current pricing and terms of sale of said spare parts.



The suppliers shall maintain an ongoing program of technical support for the video detection system. This technical support shall be available via telephone or via personnel sent to the installation site upon placement of an acceptable order at the supplier's then current pricing and terms of sale of said technical support services.

**907-649.04--Method of Measurement.** Video Detection System, 1 Sensor, of the Type specified, and Video Detection-Data Collection & Management License will be measured as a unit per each.

Video Detection Training will be measured per lump sum after the completion of all training.

**907-649.05--Basis of Payment.** Video Detection System, 1 Sensor, of the Type specified, and Video Detection-Data Collection & Management License, measured as prescribed above, will be paid for at the contract price per each, which price shall include installation, system integration, documentation, and testing of a complete video detection system site including video camera sensor/processor, the sensor environmental enclosure, five (5) space card rack including installation, minimum 175 Watt power supply card, all cables between cameras and the cabinet, attachment hardware and brackets, completion of all testing requirements and all work, equipment and appurtenances as required to provide and install a complete video detection system. The price bid shall also include all system documentation including: shop drawings, operations and maintenance manuals, wiring diagrams, block diagrams and other materials necessary to document the operation of the video detection system. This price shall be full compensation for all labor, tools, materials, equipment and incidentals necessary to complete the work.

Video Detection Training, measured as prescribed above, will be paid for at the contract lump sum price, which price shall be full compensation for all training costs.

Payment will be made under:

- 907-649-A: Video Detection System, 1 Sensor, Type \_\_\_ - per each
- 907-649-B: Video Detection-Data Collection & Management License - per each
- 907-649-C: Video Detection Training - lump sum

## MISSISSIPPI DEPARTMENT OF TRANSPORTATION

SPECIAL PROVISION NO. 907-681-2

CODE: (IS)

DATE: 12/02/2004

SUBJECT: Submittal Data

Section 681, Roadway Lighting System, of the 2004 Edition of the Mississippi Standard Specifications for Road and Bridge Construction is hereby amended as follows:

Delete the first paragraph of Subsection 681.04.2 on page 568 and substitute the following:

**907-681.04--Basic Materials and Methods.** The Contractor shall submit to the Engineer eight (8) copies of submittal data for all electrical materials and equipment proposed for use not later than forty-five (45) days prior to beginning any lighting work.

**MISSISSIPPI DEPARTMENT OF TRANSPORTATION**

**SPECIAL PROVISION NO. 907-682-11**

**CODE: (SP)**

**DATE: 08/07/2009**

**SUBJECT: Roadway Lighting System**

**PROJECT: NH-0009-01(113) / 105942301 - Adams County**

Section 682, Electrical Distribution System, of the 2004 Edition of the Mississippi Standard Specifications for Road and Bridge Construction is hereby amended as follows.

**907-682.03.3--Pull Boxes and Junction Box.** After the last sentence of Subsection 682.03.3 on page 572, add following:

The junction box shall be encased in Class 'B' concrete as indicated on the plans.

**907-682.04--Method of Measurement.** After Subsection 682.04.2 on page 572, add the following:

**907-682.04.3--Underground Junction Box.** Underground junction box with concrete pad shall be measured as a unit quantity per each.

**907-682.05--Basis of Payment.** Add the following to the list of pay items on page 573.

907-682-E: Underground Junction Box With Concrete Pad - per each

# MISSISSIPPI DEPARTMENT OF TRANSPORTATION

## SUPPLEMENT TO SPECIAL PROVISION NO. 907-701-3

**DATE:** 11/25/2009

**SUBJECT:** Hydraulic Cement

Delete Subsection 907-701.02.2.1 on pages 2, 3, & 4, and substitute the following:

**907-701.02.2.1--Portland Cement Concrete Exposed to Soluble Sulfate Conditions or Seawater.** When Portland cement concrete is exposed to moderate or severe soluble sulfate conditions, or to seawater, cement types and replacement of cement by Class F fly ash, GGBFS, or silica fume shall be as follows in Table 1.

**Table 1- Cementitious Materials for Soluble Sulfate Conditions**

Sulfate Exposure	Water-soluble sulfate (SO <sub>4</sub> ) in soil, % by mass	Sulfate (SO <sub>4</sub> ) in water, ppm	Cementitious material required*
Moderate and Seawater	0.10 - 0.20	150 - 1,500	Type II **, ***, **** cement, or Type I cement with one of the following replacements of cement by weight: 25% Class F fly ash, 50% GGBFS, or 8% silica fume
Severe	0.20 - 2.00	1,500 - 10,000	Type I cement with a replacement by weight of 50% GGBFS, or Type II ** cement with one of the following replacements of cement by weight: 25% Class F fly ash, 50% GGBFS, or 8% silica fume

\* The values listed in this table for replacement of Portland cement by the cementitious materials listed are maximums and shall not be exceeded. The minimum tolerance for replacement shall be 0.5% below the maximum replacement content. Replacement contents below this minimum tolerance by the cementitious

materials listed in this table do not meet the requirements for the exposure conditions listed and shall not be allowed.

- \*\* Type I cement conforming to AASHTO Designation: M85 with a maximum 8% tricalcium aluminate ( $C_3A$ ) may be used in lieu of Type II cement; this cement is given the designation "Type I(MS)". Type III cement conforming to AASHTO Designation: M85 with a maximum 8% tricalcium aluminate ( $C_3A$ ) may be used in lieu of Type II cement as allowed in Subsection 907-701.02.1; this cement is given the designation "Type III(MS)".
- \*\*\* Blended cement meeting the sulfate resistance requirements of Subsection 907-701.04 may be used in lieu of Type II as allowed in Subsection 907-701.04. No additional cementitious materials shall be added to or as a replacement for blended cement.
- \*\*\*\* Class F fly ash or GGBFS may be added as a replacement for cement as allowed in Subsection 907-701.02.2.

Class C fly ash shall not be used as a replacement for cement in any of the sulfate exposure conditions listed above.

## MISSISSIPPI DEPARTMENT OF TRANSPORTATION

**SPECIAL PROVISION NO. 907-701-3**

**CODE: (IS)**

**DATE: 11/30/2007**

**SUBJECT: Hydraulic Cement**

Section 701, Hydraulic Cement, of the 2004 Edition of the Mississippi Standard Specifications for Road and Bridge Construction is hereby amended as follows:

Delete Subsection 701.01 on pages 595 & 596, and substitute the following:

**907-701.01--General.** The following requirements shall be applicable to hydraulic cement:

Only hydraulic cements conforming to Section 701 shall be used. Hydraulic cements shall not be listed or designated as meeting more than one AASHTO or Department type.

Different brands of hydraulic cement, or the same brand of hydraulic cement from different mills, shall not be mixed or used alternately in any one class of construction or structure, without written permission from the Engineer; except that this requirement will not be applicable to hydraulic cement treatment of design soils, or bases.

The Contractor shall provide suitable means for storing and protecting the hydraulic cement against dampness. Hydraulic cement, which for any reason, has become partially set or which contains lumps of caked hydraulic cement will be rejected. Hydraulic cement salvaged from discarded or used bags shall not be used.

The temperature of bulk hydraulic cement shall not be greater than 165°F at the time of incorporation in the mix.

Acceptance of hydraulic cement will be based on the certification program as described in the Department's Materials Division Inspection, Testing, and Certification Manual and job control sampling and testing as established by Department SOP.

Retests of hydraulic cement may be made for soundness and expansion within 28 days of test failure and, if the hydraulic cement passes, it may be accepted. Hydraulic cement shall not be rejected due to failure to meet the fineness requirements if upon retests after drying at 212°F for one hour, it meets such requirements.

Delete Subsection 701.02 on page 596, and substitute the following:

**907-701.02--Portland Cement.**

**907-701.02.1--General.**

**907-701.02.1.1--Types of Portland Cement.** Portland cement (cement) shall be either Type I or Type II conforming to AASHTO Designation: M85 or Type I(MS), as defined by the description below Table 1. Type III cement conforming to AASHTO Designation: M85 or Type III(MS), as defined by the description below Table 1, may be used for the production of precast or precast-prestressed concrete members.

**907-701.02.1.2--Alkali Content.** All cement types in this Subsection shall meet the Equivalent alkali content requirement for low-alkali cements listed in AASHTO Designation: M85, Table 2.

**907-701.02.2--Replacement by Other Cementitious Materials.** The maximum replacement of cement by weight is 25% for fly ash or 50% for ground granulated blast furnace slag (GGBFS). The minimum tolerance for replacement shall be 5% below the maximum replacement content. Replacement contents below this minimum tolerance by fly ash or GGBFS may be used, but shall not be given any special considerations, like the maximum acceptance temperature for Portland cement concrete containing pozzolans. Special considerations shall only apply for replacement of cement by fly ash or GGBFS.

**907-701.02.2.1--Portland Cement Concrete Exposed to Soluble Sulfate Conditions or Seawater.** When Portland cement concrete is exposed to moderate or severe soluble sulfate conditions, or to seawater, cement types and replacement of cement by Class F fly ash, GGBFS, metakaolin, or silica fume shall be as follows in Table 1.

**Table 1- Cementitious Materials for Soluble Sulfate Conditions**

Sulfate Exposure	Water-soluble sulfate (SO <sub>4</sub> ) in soil, % by mass	Sulfate (SO <sub>4</sub> ) in water, ppm	Cementitious material required*
Moderate and Seawater	0.10 - 0.20	150 - 1,500	Type II **, ***, **** cement, or Type I cement with one of the following replacements of cement by weight: 25% Class F fly ash, 50% GGBFS, 10% metakaolin, or 8% silica fume
Severe	0.20 - 2.00	1,500 - 10,000	Type II ** cement with one of the following replacements of cement by weight: 25% Class F fly ash, 50% GGBFS, 10% metakaolin, or 8% silica fume

\* The values listed in this table for replacement of Portland cement by the cementitious materials listed are maximums and shall not be exceeded. The minimum tolerance for replacement shall be 0.5% below the maximum replacement content. Replacement contents below this minimum tolerance by the cementitious materials listed in this table do not meet the requirements for the exposure conditions listed and shall not be allowed.

\*\* Type I cement conforming to AASHTO Designation: M85 with a maximum 8% tricalcium aluminate (C<sub>3</sub>A) may be used in lieu of Type II cement; this cement is given the designation "Type I(MS)". Type III cement conforming to AASHTO Designation: M85 with a maximum 8% tricalcium aluminate (C<sub>3</sub>A) may be used in lieu of Type II cement as allowed in Subsection 907-701.02.1; this cement is given the designation "Type III(MS)".

\*\*\* Blended cement meeting the sulfate resistance requirements of Subsection 907-701.04 may be used in lieu of Type II as allowed in Subsection 907-701.04. No additional cementitious materials shall be added to or as a replacement for blended cement.

\*\*\*\* Class F fly ash or GGBFS may be added as a replacement for cement as allowed in Subsection 907-701.02.2.



Class C fly ash shall not be used as a replacement for cement in any of the sulfate exposure conditions listed above.

**907-701.02.2.2--Cement for Soil Stabilization Exposed to Soluble Sulfate Conditions or Seawater.** When Portland cement for use in soil stabilization is exposed to moderate or severe soluble sulfate conditions, or to seawater, cement types and replacement of cement by Class F fly ash or GGBFS shall meet the requirements of Subsection 907-701.02.2.1. Neither metakaolin nor silica fume shall be used to bring the cementitious materials into compliance with the requirements of Table 1.

Delete Subsection 701.03 on page 596, and substitute the following:

**907-701.03--Masonry Cement.** Masonry cement shall conform to ASTM Designation: C 91 and shall only be used in masonry applications.

Delete Subsection 701.04 on page 596, and substitute the following:

**907-701.04--Blended Hydraulic Cement.**

**907-701.04.1--General.**

**907-701.04.1.1--Types of Blended Cement.** Blended hydraulic cements (blended cements) shall be of the following types and conform to AASHTO Designation: M 240:

- Type I(SM) – Slag-modified Portland cement
- Type IS – Portland blast-furnace slag cement
- Type I(PM) – Pozzolan-modified Portland cement
- Type IP – Portland-pozzolan cement

Blended cement for use in Portland cement concrete or soil stabilization exposed to the moderate soluble sulfate condition or exposure to seawater as defined in Table 1 shall meet the Sulfate resistance requirement listed in AASHTO Designation: M 240, Table 2 and the “(MS)” suffix shall be added to the type designation.

**907-701.04.1.2--Alkali Content.** All blended cement types in this Subsection shall meet the Mortar expansion requirements listed in AASHTO Designation: M 240, Table 2.

**907-701.04.2--Replacement by Other Cementitious Materials.** No additional cementitious materials, such as Portland cement, performance hydraulic cement, fly ash, GGBFS, metakaolin, or others, shall be added to or as a replacement for blended cement.

**907-701.04.3--Exposure to Soluble Sulfate Conditions or Seawater.** When Portland cement concrete or blended cement for soil stabilization is exposed to moderate soluble sulfate conditions or to seawater, where the moderate soluble sulfate condition is defined in Table 1, the

blended cement shall meet the sulfate resistance requirement listed in AASHTO Designation: M 240, Table 2.

When Portland cement concrete or blended cement for soil stabilization is exposed to severe soluble sulfate conditions, where the severe soluble sulfate condition is defined in Table 1, blended cements shall not be used.

# MISSISSIPPI DEPARTMENT OF TRANSPORTATION

SPECIAL PROVISION NO. 907-703-8

CODE: (IS)

DATE: 06/01/2009

SUBJECT: Aggregates

Section 703, Aggregates, of the 2004 Edition of the Mississippi Standard Specifications for Road and Bridge Construction is hereby amended as follows:

**907-703.03.2.4--Gradation.** Delete the last sentence of the last paragraph of Subsection 703.03.2.4 on page 611.

**907-703.04--Aggregate for Crushed Stone Courses.**

**907-703.04.1--Coarse Aggregate.** Delete the first sentence of the first paragraph of Subsection 703..04.1 on page 611, and substitute the following:

Coarse aggregate, defined as material retained on No. 8 sieve, shall be either crushed stone, slag, granite, shell, gravel, concrete, or combination thereof.

**907-703.04.2--Fine Aggregate.** Delete the first sentence of the first paragraph of Subsection 703..04.2 on page 611, and substitute the following:

Fine aggregate, defined as material passing no. 8 sieve, shall be material resulting from the crushing of stone, slag, gravel, concrete, or combination thereof.

**907-703.04.3--Gradation.** Add the following to the "TABLE OF SIZES AND GRADATION OF CRUSHED STONE AGGREGATE" in Subsection 703.04.3 on page 613.

Sieve Size	Percent Passing By Weight	
	Size No. 825	Crushed Stone
2 inch	100	
1 1/2 inch	90 - 100	100
1 inch	75 - 98	90 - 100
3/4 inch		
1/2 inch	60 - 85	62 - 90
3/8 inch		
No. 4	40 - 65	30 - 65
No. 8	28 - 54	
No. 10		15 - 40
No. 16	19 - 42	
No. 40		
No. 50	9 - 27	
No. 200	4 - 18	3 - 16

After the "TABLE OF SIZES AND GRADATION OF CRUSHED STONE AGGREGATE" in Subsection 703.04.3 on page 613, add the following:

**907-703.04.4--Crushed Concrete.** Crushed reclaimed concrete shall also be allowed as a crushed aggregate course provided it meets the requirements of Subsection 703.04 and the following.

**Crushed Concrete**

Sieve Size	Percent Passing By Weight
2 inch	
1 1/2 inch	100
1 inch	90 - 100
3/4 inch	
1/2 inch	60 - 85
3/8 inch	
No. 4	40 - 65
No. 8	28 - 54
No. 10	
No. 16	19 - 42
No. 40	
No. 50	9 - 27
No. 200	2 - 18

# MISSISSIPPI DEPARTMENT OF TRANSPORTATION

SPECIAL PROVISION NO. 907-711-4

CODE: (IS)

DATE: 06/26/2009

SUBJECT: Synthetic Structural Fiber Reinforcement

Section 711, Reinforcement and Wire Rope, of the 2004 Edition of the Mississippi Standard Specifications for Road and Bridge Construction is hereby amended as follows:

After Subsection 711.03.4.3 on page 665, add the following:

**907-711.04--Synthetic Structural Fiber.** The synthetic structural fibers shall be approved for listing in the Department's "Approved Sources of Materials" prior to use. The synthetic structural fibers shall be added to the concrete and mixed in accordance with the manufacturer's recommended methods.

**907-711.04.1--Material Properties.** The fibers shall meet the requirements of ASTM Designation: C 1116, Section 4.1.3. The fibers shall be made of polypropylene, polypropylene/polyethylene blend, nylon, or polyvinyl alcohol (PVA).

**907-711.04.2--Minimum Dosage Rate.** The dosage rate shall be such that the average residual strength ratio ( $R_{150,3.0}$ ) of fiber reinforced concrete beams is a minimum of 20.0 percent when the beams are tested in accordance with ASTM Designation: C 1609. The dosage rate for fibers shall be determined by the following.

The fiber manufacturer shall have the fibers tested by an acceptable, independent laboratory acceptable to the Department and regularly inspected by the Cement and Concrete Reference Laboratory of the National Institutes of Standards and Technology and approved to perform ASTM Designations: C 39, C 78, and C192.

The laboratory shall test the fibers following the requirements of ASTM Designation: C 1609 in a minimum of three (3) test specimens cast from the same batch of concrete, molded in 6 x 6 x 20-inch standard beam molds meeting the requirements of ASTM Designation: C 31. The beams shall be tested on an 18-inch span. The tests for  $R_{150,3.0}$  shall be performed when the average compressive strength of concrete used to cast the beams is between 3500 and 4500 psi. The tests for compressive strength shall follow the requirements of ASTM Designation: C 39. The average compressive strength shall be determined from a minimum of two (2) compressive strength cylinders.

The value for  $R_{150,3}$  shall be determined using the following equation:

$$R_{150,3.0} = \frac{f_{150,3.0}}{f_1} \times 100$$

The residual flexural strength ( $f_{150,3.0}$ ) shall be determined using the following equation:

$$f_{150,3.0} = \frac{P_{150,3.0} \times L}{b \times d^2}$$

where:

$f_{150,3.0}$  is the residual flexural strength at the midspan deflection of  $L/150$ , (psi),

$P_{150,3.0}$  is the residual load capacity at the midspan deflection of  $L/150$ , (lbf),

$L$  is the span, (in),

$b$  is the width of the specimen at the fracture, (in), and

$d$  is the depth of the specimen at the fracture, (in).

For a 6 x 6 x 20-inch beam, the  $P_{150,3.0}$  shall be measured at a midspan deflection of 0.12 inch.

Additionally,  $R_{150,3.0}$ ,  $f_{150,3.0}$ , and  $P_{150,3.0}$  may also be referred to as  $R_{150}^{150}$ ,  $f_{150}^{150}$ , and  $P_{150}^{150}$  respectively.

At the dosage rate required to achieve the minimum  $R_{150,3}$ , the mixture shall both be workable and the fibers shall not form clumps.

The manufacturer shall submit to the State Materials Engineer certified test reports from the independent laboratory showing the test results of each test specimen.

**907-711.04.3--Job Control Requirements.** The synthetic structural fibers shall be one from the Department's "Approved Sources of Materials."

At the required dosage rate, the mixture shall both be workable and the fibers shall not form clumps to the satisfaction of the Engineer. If the mixture is determined by the Engineer to not be workable or have clumps of fibers, the mixture may be rejected.

## MISSISSIPPI DEPARTMENT OF TRANSPORTATION

**SPECIAL PROVISION NO. 907-713-1**

**CODE: (IS)**

**DATE: 12/11/2007**

**SUBJECT: Admixtures for Concrete**

Section 713, Concrete Curing Materials and Admixtures, of the 2004 Edition of the Mississippi Standard Specifications for Road and Bridge Construction is hereby amended as follows:

After the second paragraph of Subsection 713.01.2 on page 676, add the following.

Type 1-D compound may be used on bridge rails, median barriers, and other structures requiring a spray finish. When Type 1-D compound is used, it will be the Contractor's responsibility to assure that the compound has dissipated from the structure prior to applying the spray finish and that the spray finish adheres soundly to the structure.

Delete Subsection 713.02 on pages 676 & 677, and substitute the following:

**907-713.02--Admixtures for Portland Cement Concrete.** Admixtures shall only be approved by the Department for classification as a single type following the applicable types from AASTHO Designation: M 154 or M 194, or the definition of a mid-range water reducer listed below with the following exception: when requested by the manufacturer the Department will consider classifying an admixture as both a Type A and a Type D. Admixtures shall only be used in accordance with the manufacturer's recommended dosage range for that type. Where an admixture is classified as both a Type A and Type D, the dosage range for use as a Type A shall not overlap the dosage range for use as a Type D.

Air-entraining admixtures shall comply with AASHTO Designation: M 154. Set-retarding, accelerating, and/or water-reducing admixtures shall comply with AASHTO Designation: M 194. Mid-range water-reducers are classified as water-reducing admixtures that reduce the mix water a minimum of 8% when compared to a control mix with no admixtures when tested in accordance with the requirements in AASHTO Designation: M 194. The type designation for admixtures approved by the Department and classified as meeting the requirements of a mid-range water-reducer shall be "MR".

**907-713.02.1--Source Approval.** In order to obtain approval of an admixture, the Producer/Suppliers shall submit to the State Materials Engineer the following for review: certified test reports, made by an acceptable independent laboratory regularly inspected by the Cement and Concrete Reference Laboratory of the National Institutes of Standards and Technology, which show that the admixture meets all the requirements of the applicable AASHTO or Department Specification for the specific type and the dosage range for the specific type of admixture.

**907-713.02.2--Specific Requirements.** Admixtures containing chlorides will not be permitted.

**907-713.02.3--Acceptance.** The Department reserves the right to sample, for check tests, any shipment or lot of admixture delivered to a project.

The Department reserves the right to require tests of the material to be furnished, using the specific cement and aggregates proposed for use on the project, as suggested in AASHTO Designation: M 154 and outlined in AASHTO Designation: M 194.

Failure to maintain compliance with any requirement of these specifications shall be cause for rejection of any previously approved source or brand of admixture.

With each new lot of material shipped the Contractor shall submit to the State Materials Engineer, a notarized certification from the manufacturer showing that the material complies with the requirements of the applicable AASHTO or Department Specification.

When an admixture is used, it shall be the responsibility of the Contractor to produce satisfactory results.



# MISSISSIPPI DEPARTMENT OF TRANSPORTATION

## SUPPLEMENT TO SPECIAL PROVISION NO. 907-714-5

**DATE:** 04/21/2009

**SUBJECT:** Miscellaneous Materials

Delete the second exception under the first paragraph in Subsection 907-714.05.2 regarding the strength activity index.

Delete Subsection 907-714.11.6 on page 5, and substitute the following:

Delete Subsection 714.11.6 on pages 690 and 691, and substitute the following:

**907-714.11.6--Rapid Setting Cementitious Patching Compounds for Concrete Repair.**

Rapid setting concrete patching compounds must be approved for listing in the Department's "Approved Sources of Materials" prior to use. Upon approval, a product must be recertified every four (4) years to remain on the "Approved Sources of Materials" list. Each product shall be pre-measured and packaged dry by the manufacturer. All liquid solutions included by the manufacturer as components of the packaged material shall be packaged in a watertight container. The manufacturer may include aggregates in the packaged material or recommend the addition of Contractor furnished aggregates.

The type, size and quantity of aggregates, if any, to be added at the job site shall be in accordance with the manufacturer's recommendations and shall meet the requirements of Subsection 703.02 for fine aggregate and Subsection 703.03 for coarse aggregate. Required mixing water to be added at the job site shall meet the requirements of Subsection 714.01.2.

Only those bonding agents, if any, recommended by the manufacturer of the grout or patching compounds may be used for increasing the bond to old concrete or mortar surfaces.

Patching compounds containing soluble chlorides will not be permitted when in contact with steel.

Site preparation, proportioning of materials, mixing, placing and curing shall be performed in accordance with the manufacturer's recommendation for the specific type of application, and the Contractor shall furnish a copy of these recommendations to the Engineer.

Rapid setting cementitious concrete patching compounds, including components to be added at the job site, shall conform to the following physical requirements:

Non-shrink cementitious grouts shall not be permitted for use.

Compressive strength shall equal or exceed 3000 psi in 24 hours in accordance with ASTM C 928 for Type R2 concrete or mortar.

Bond strength shall equal or exceed 1000 psi in 24 hours in accordance with ASTM C 928 for Type R2 concrete or mortar.

The material shall have a maximum length change of  $\pm 0.15\%$  in accordance with ASTM C 928 for Type R2 concrete or mortar.

The Contractor shall furnish to the Engineer three copies of the manufacturer's certified test report(s) showing results of all required tests and certification that the material meets the specifications when mixed and placed in accordance with the manufacturer's instructions. When the mixture is to be placed in contact with steel, the certification shall further state that the packaged material contains no chlorides. Certified test report(s) and certification shall be furnished for each lot in a shipment.

The proportioning of materials must be approved by the State Materials Engineer and any subsequent change in proportioning must also be approved. A sample of each component shall be submitted to the Engineer along with the quantity or percentage of each to be blended. At least 45 days must be allowed for initial approval.

The proportioning of materials for subsequent lots may be approved by the State Materials Engineer upon receipt of certification from the manufacturer that the new lot of material is the same composition as that originally approved by the Department and that the material has not been changed or altered in any way.

**MISSISSIPPI DEPARTMENT OF TRANSPORTATION**

**SPECIAL PROVISION NO. 907-714-5**

**CODE: (IS)**

**DATE: 06/18/2008**

**SUBJECT: Miscellaneous Materials**

Section 714, Miscellaneous Materials, of the 2004 Edition of the Mississippi Standard Specifications for Road and Bridge Construction is hereby amended as follows:

**907-714.05--Fly Ash.** Delete Subsections 714.05.1 & 714.05.2 on pages 680 & 681, and substitute the following:

**907-714.05.1--General.** The fly ash source must be approved for listing in the Department's "Approved Sources of Materials" prior to use. The acceptance of fly ash shall be based on certified test reports, certification of shipment from the supplier, and tests performed on samples obtained after delivery in accordance with the Department's Materials Division Inspection, Testing, and Certification Manual and Department SOP.

Different classes of fly ash or different sources of the same class shall not be mixed or used in the construction of a structure or unit of a structure without written permission from the Engineer.

The Contractor shall provide suitable means for storing and protecting the fly ash from dampness. Separate storage silos, bins, or containers shall be provided for fly ash. Fly ash which has become partially set or contains lumps of caked fly ash shall not be used.

The temperature of the bulk fly ash shall not be greater than 165°F at the time of incorporation into the work.

All classes of fly ash shall meet the supplementary option chemical requirement for available alkalis listed in AASHTO Designation: M 295, Table 2. **Class F fly ash shall have a calcium oxide (CaO) content of less than 6.0%. Class C fly ash shall have a CaO content of greater than or equal to 6.0%.**

The replacement of Portland cement with fly ash shall be in accordance with the applicable replacement content specified in Subsection 907-701.02.2.

In addition to these requirements, fly ash shall meet the following specific requirements for the intended use.

**907-714.05.2--Fly Ash for Use in Concrete.** When used with Portland cement in the production of concrete or grout, the fly ash shall meet the requirements of AASHTO Designation: M 295, Class C or F, with the following exceptions:

The loss on ignition shall not exceed 6.0 percent.

The strength activity index with Portland cement shall be at least 55 percent of the control mix at seven days.

No additional cementitious materials, such as blended hydraulic cement, GGBFS, metakaolin, or others, shall be added to or as a replacement for Portland cement when used with fly ash.

**907-714.06--Ground Granulated Blast Furnace Slag (GGBFS).** Delete Subsection 714.06.1 on page 681, and substitute the following:

**907-714.06.1--General.** The GGBFS source must be approved for listing in the Department's "Approved Sources of Materials" prior to use. The acceptance of GGBFS shall be based on certified test reports, certification of shipment from the supplier, and tests performed on samples obtained after delivery in accordance with the Department's Materials Division Inspection, Testing, and Certification Manual and Department SOP.

The Contractor shall provide suitable means for storing and protecting the GGBFS against dampness and contamination. Separate storage silos, bins, or containers shall be provided for GGBFS. GGBFS which has become partially set, caked or contains lumps shall not be used.

The State Materials Engineer shall be notified in writing of the nature, amount and identity of any processing or other additions made to the GGBFS during production.

GGBFS from different mills shall not be mixed or used alternately in any one class of construction or structure without written permission from the Engineer; except that this requirement will not be applicable to cement treatment of design soils or bases.

No additional cementitious materials, such as blended hydraulic cement, fly ash, metakaolin, or others, shall be added to or as a replacement for Portland cement when used with GGBFS in the production of concrete. The replacement of Portland cement with GGBFS shall be in accordance with the applicable replacement content specified in Subsection 907-701.02.2.

Delete Subsection 714.07 on page 682, and substitute the following:

**907-714.07--Additional Cementitious Materials.**

**907-714.07.1--Metakaolin.**

**907-714.07.1.1--General.** Metakaolin shall only be used as a supplementary cementitious material in Portland cement concrete for compliance with the requirements for cementitious materials exposed to soluble sulfate conditions. Metakaolin from different sources shall not be mixed or used alternately in any one class of construction or structure without written permission from the Engineer. No additional cementitious materials, such as blended hydraulic cement, fly ash, GGBFS, or others, shall be added to or as a replacement for Portland cement when used with metakaolin in the production of concrete.

The State Materials Engineer shall be notified in writing of the nature, amount and identity of any processing, or other additions made to the metakaolin during production.

**907-714.07.1.2--Source Approval.** The approval of each metakaolin source shall be on a case by case basis as determined by the State Materials Engineer. In order to obtain approval of a metakaolin source, the Producer/Suppliers shall submit to the State Materials Engineer the following for review: certified test reports, made by an acceptable, independent laboratory regularly inspected by the Cement and Concrete Reference Laboratory of the National Institutes of Standards and Technology, which show that the metakaolin meets all the requirements of AASHTO Designation: M295, including the Effectiveness in contributing to sulfate resistance, Procedure A, listed in AASHTO Designation: M295, Table 4 for Supplementary Optional Physical Requirements, and other requirements listed herein.

In order to demonstrate effectiveness in contributing to sulfate resistance, included in this test data shall be results of metakaolin from the proposed source tested in accordance with ASTM Designation: C 1012. There shall be two sets of test specimens per the following:

- a. One set of test specimens shall be prepared using a Type I Portland cement meeting the requirements of AASHTO Designation: M85 and having a tricalcium aluminate ( $C_3A$ ) content of more than 8.0%,
- b. One set of test specimens shall be prepared using a Type II Portland cement meeting the requirements of AASHTO Designation: M85.
- c. The proposed metakaolin shall be incorporated at the rate of 10% cement replacement in each set of test specimens and shall meet both of the acceptance criteria listed below for source approval.

The requirement for acceptance of the test sample using Type I Portland cement is an expansion of 0.10% or less at the end of six months. The requirement for acceptance of the test sample using Type II Portland cement is an expansion of 0.05% or less at the end of six months.

**907-714.07.1.3--Storage.** The Contractor shall provide suitable means for storing and protecting the metakaolin against dampness and contamination. Metakaolin which has become partially set, caked, or contains lumps shall not be used.

**907-714.07.1.4--Specific Requirements.** Metakaolin shall meet the requirements of AASHTO Designation: M 295, Class N with the following modifications:

1. The sum of  $SiO_2 + Al_2O_3 + Fe_2O_3$  shall be at least 85%. The Material Safety Data Sheet shall indicate that the amount of crystalline silica, as measured by National Institute of Occupation Safety and Health (NIOSH) 7500 method, after removal of the mica interference, is less than 1.0%.
2. The loss on ignition shall be less than 3.0%.
3. The available alkalies, as equivalent  $Na_2O$ , shall not exceed 1.0%.
4. The amount of material retained on a No. 325 mesh sieve shall not exceed 1.0%.
5. The strength activity index at seven (7) days shall be at least 85%.

**907-714.07.1.5--Acceptance.** With each new lot of material shipped the Contractor shall submit to the State Materials Engineer a certified test report from the manufacturer showing that the material meets the requirements AASHTO Designation: M295, Class N and the requirements of this Subsection.

The Department reserves the right to sample, for check tests, any shipment or lot of metakaolin delivered to a project.

**907-714.07.2--Silica Fume.**

**907-714.07.2.1--General.** Silica fume shall only be used as a supplementary cementitious material in Portland cement concrete for compliance with the requirements for cementitious materials exposed to soluble sulfate conditions. Silica fume from different sources shall not be mixed or used alternately in any one class of construction or structure without written permission from the Engineer. No additional cementitious materials, such as blended hydraulic cement, performance hydraulic cement, fly ash, GGBFS, or others, shall be added to or as a replacement for Portland cement when used with silica fume in the production of concrete.

The State Materials Engineer shall be notified in writing of the nature, amount and identity of any processing, or other additions made to the silica fume during production.

**907-714.07.2.2--Source Approval.** The approval of each silica fume source shall be on a case by case basis as determined by the State Materials Engineer. In order to obtain approval of a silica fume source, the Producer/Suppliers shall submit to the State Materials Engineer the following for review: certified test reports, made by an acceptable, independent laboratory regularly inspected by the Cement and Concrete Reference Laboratory of the National Institutes of Standards and Technology, which show that the silica fume meets all the requirements of AASHTO Designation: M307, Table 3, including the Sulfate resistance expansion, listed in the table for Optional Physical Requirements, and other requirements listed herein.

In order to demonstrate effectiveness in contributing to sulfate resistance, included in this test data shall be results of silica fume from the proposed source tested in accordance with ASTM Designation: C 1012. There shall be two sets of test specimens per the following:

- a. One set of test specimens shall be prepared using a Type I Portland cement meeting the requirements of AASHTO Designation: M85 and having a tricalcium aluminate ( $C_3A$ ) content of more than 8.0%,
- b. One set of test specimens shall be prepared using a Type II Portland cement meeting the requirements of AASHTO Designation: M85.
- c. The proposed silica fume shall be incorporated at the rate of 8% cement replacement in each set of test specimens and shall meet both of the acceptance criteria listed below for source approval.

The requirement for acceptance of the test sample using Type I Portland cement is an expansion of 0.10% or less at the end of six months. The requirement for acceptance of the test sample using Type II Portland cement is an expansion of 0.05% or less at the end of six months.

**907-714.07.2.3--Storage.** The Contractor shall provide suitable means for storing and protecting the silica fume against dampness and contamination. Silica fume which has become partially set, caked, or contains lumps shall not be used.

**907-714.07.2.4--Acceptance.** With each new lot of material shipped, the Contractor shall submit to the State Materials Engineer a certified test report from the manufacturer showing that the material meets the Chemical and Physical Requirements of AASHTO Designation: M307.

The Department reserves the right to sample, for check tests, any shipment or lot of silica fume delivered to a project.

**907-714.11.6--Rapid Setting Commercial Grouts and Concrete Patching Compounds.** Delete the first sentence of the first paragraph of Subsection 714.11.6 on page 690 and substitute the following:

Rapid setting commercial grouts and concrete patching compounds must be approved for listing in the Department's "Approved Sources of Materials" prior to use. Upon approval, a product must be recertified every four (4) years to remain on the "Approved Sources of Materials" list. Each product shall be pre-measured and packaged dry by the manufacturer.

**907-714.11.7--Commercial Grout for Anchoring Doweled Tie Bars in Concrete.** Before Subsection 714.11.7.1 on page 691, add the following:

Approved Non-"Fast Set" Epoxy anchor systems as specified below may be used for the repair of concrete pavements that do not involve permanent sustained tension applications or overhead applications.

"*Fast Set Epoxy*" may not be used for any Adhesive Anchor Applications. Adhesive Anchor Systems (Fast Set epoxy or otherwise) shall not be used for permanent sustained tension applications or overhead applications. "Fast Set Epoxy" refers to an epoxy produced by the Sika Corporation called Sikadur AnchorFix-3 and repackaged for sale under a variety of names/companies listed at the Federal Highway Administration web site at the following link:

<http://www.fhwa.dot.gov/Bridge/adhesives.cfm>

**907-714.11.7.4--Acceptance Procedure.** After the last sentence of the first paragraph of Subsection 714.11.4 on page 691, add the following:

Upon approval, a product must be recertified every four (4) years to remain on the "Approved Sources of Materials" list.

**907-714.11.8--Epoxy Joint Repair System.**

**907-714.11.8.1--General.** After the last sentence of the first paragraph of Subsection 714.11.8.1 on page 692, add the following:

Upon approval, a product must be recertified every four (4) years to remain on the "Approved Sources of Materials" list.

MISSISSIPPI DEPARTMENT OF TRANSPORTATION

SPECIAL PROVISION NO. 907-715-3

CODE: (IS)

DATE: 01/25/2008

SUBJECT: Roadside Development Materials

Section 715, Roadside Development Materials, of the 2004 Edition of the Mississippi Standard Specifications for Road and Bridge Construction is hereby amended as follows:

907-715-02.2.1--Agricultural Limestone. Delete the first sentence of Subsection 715-02.2.1 on page 704 and substitute the following.

Agricultural limestone shall be either a hard-rock limestone material or a marl or chalk agricultural liming material as addressed in the latest amendment to the Mississippi Agricultural Liming Material Act of 1993, published by the Mississippi Department of Agriculture and Commerce.

907-715.02.2.1.1--Screening Requirements. Delete the first sentence of Subsection 715.02.2.1.1 on page 704.

Delete Subsection 715.02.2.1.2 on page 704 and substitute the following:

907-715-02.2.1.2--Calcium Carbonate Equivalent. Marl or chalk liming material shall not have less than 70% calcium and magnesium carbonate calculated as calcium carbonate equivalent when expressed on a dry weight basis.

907-715-02.2.1.3--Neutralizing Values. Hard-rock limestone material shall have a minimum Relative Neutralizing Value (RNV) of 63.0%, which is determined as follows:

$$\% \text{ RNV} = \text{CCE} \times (\% \text{ passing \#10 mesh} + \% \text{ passing \#50 mesh})/2$$

Where: CCE = Calcium Carbonate Equivalent

907-715.03--Seed.

907-715.03.2--Germination and Purity Requirements. Add the following to Table B on page 705.

Name (Kind)	Name (Variety)	Percent Germination	Percent Purity
<b>GRASSES</b>			
Rye Grass	Annual	80	98



**MISSISSIPPI DEPARTMENT OF TRANSPORTATION**

**SPECIAL PROVISION NO. 907-720-1**

**CODE: (IS)**

**DATE: 3/17/2008**

**SUBJECT: Pavement Markings Materials**

Section 720, Pavement Marking Materials, of the 2004 Edition of the Mississippi Standard Specifications for Road and Bridge Construction is hereby amended as follows:

**907-720.02--Thermoplastic Pavement Markings.** Delete the first paragraph of Subsection 720.02 on page 730 and substitute the following:

The thermoplastic material shall be lead free and conform to AASHTO Designation: M 249 except the glass beads shall be moisture resistant coated.

After the first sentence of the second paragraph of Subsection 720.02 on page 730, add the following:

In addition, the certification for the thermoplastic material shall state that the material is lead free.

# MISSISSIPPI DEPARTMENT OF TRANSPORTATION

## SUPPLEMENT TO SPECIAL PROVISION NO. 907-804-8

**DATE:** 06/09/2008

**SUBJECT:** Concrete Bridges and Structures

Before the first sentence of 907-804.02.1 on page 1, add the following:

Delete the third and fourth sentences of the first paragraph of Subsection 804.02.1 on page 846, and substitute the following:

For projects with 1000 cubic yards and more, quality control and acceptance shall be achieved through statistical evaluation of test results. For projects of more than 200 but less than 1000 cubic yards, quality control and acceptance shall be achieved by individual test results.

Before the first sentence of Subsection 907-804.02.10 on page 2, add the following:

Delete the first sentence of the first paragraph of Subsection 804.02.10 on page 850 and substitute the following:

At least 30 days prior to production of concrete, the Contractor shall submit to the Engineer proposed concrete mix designs complying with the Department's *Concrete Field Manual*.

Delete the second paragraph of Subsection 907-804.02.11 on page 3 and substitute the following:

For projects with 1000 cubic yards and more, the concrete batch plant shall meet the requirements for an automatic system capable of recording batch weights. It shall also have automatic moisture compensation for the fine aggregate. For projects of more than 200 but less than 1000 cubic yards the plant can be equipped for manual batching with a fine aggregate moisture meter visible to the plant operator.

Delete Subsection 907-804.02.13 on page 4 and substitute the following:

**907-804.02.13--Quality Assurance Sampling and Testing.** Delete subparagraph c) in Subsection 804.02.13 on page 858 and substitute the following:

- c) For concrete, the Contractor's QC and Department's QA testing of concrete compressive strengths compare when using the data comparison computer program with an alpha value of 0.01 for projects with 1000 cubic yards and more; or, strength comparisons are within 990 psi for projects of more than 200 but less than 1000 cubic yards.

In Table 5 of Subsection 804.02.13 on page 858, delete "and FM" from the requirements on line A.3.

After Subsection 907-804.02.13.1.4 on page 4, add the following:

**907-804.02.13.1.5--Compressive Strength.** Delete the heading of the second paragraph of Subsection 804.02.13.1.5 on page 860 and substitute the following:

**Projects with 1000 Cubic Yards and More.**

Delete the second heading in Subsection 804.02.13.1.5 on page 860 and substitute the following:

**Projects of More Than 200 but Less Than 1000 Cubic Yards.**

**MISSISSIPPI DEPARTMENT OF TRANSPORTATION**

**SPECIAL PROVISION NO. 907-804-8**

**CODE: (IS)**

**DATE: 02/05/2008**

**SUBJECT: Concrete Bridges And Structures**

Section 804, Concrete Bridges And Structures, of the 2004 Edition of the Mississippi Standard Specifications for Road and Bridge Construction is hereby amended as follows:

**907-804.02-- Materials.**

**907-804.02.1--General.** Add the following materials to the list of materials in Subsection 804.02.1 on page 847.

Blended Cement..... 907-701.01 and 907-701.04  
 Ground Granulated Blast Furnace Slag (GGBFS)..... 907-714.06  
 Metakaolin ..... 907-714.07  
 Silica Fume ..... 907-714.07.2

**907-804.02.8--Laboratory Accreditation.** In Table 1 of Subsection 804.02.8 on page 849, substitute AASHTO: R 39 - Making and Curing Concrete Test Specimens in the Laboratory for AASHTO: T 126 - Making and Curing Concrete Test Specimens in the Laboratory.

**907-804.02.9--Testing Personnel.** Delete Table 2 in this subsection and replace it with the following.

**Table 2**

<b>Concrete Technician's Tasks</b>	<b>Test Method Required</b>	<b>Certification Required**</b>
Sampling or Testing of Plastic Concrete	AASHTO Designation:T 23, T 119, T 121, T 141, T 152, T 196, and ASTM Designation: C 1064	MDOT Class I certification
Compressive Strength Testing of Concrete Cylinders	AASHTO Designation: T 22 and T 231	MDOT Concrete Strength Testing Technician certification
Sampling of Aggregates	AASHTO Designation: T 2	Work under the supervision of an MDOT Class II certified technician
Testing of Aggregates	AASHTO Designation: T 19, T 27, T 84, T 85, T 248, and T 255	MDOT Class II certification
Proportioning of Concrete Mixtures*	AASHTO Designation: M 157 and R 39	MDOT Class III
Interpretation and Application of Maturity Meter Readings	AASHTO Designation: T 325 and ASTM Designation: C 1074	MDOT Class III or Two hours maturity method training

- \* Technicians making concrete test specimens for meeting the requirements of Subsection 804.02.10.1.2 shall be MDOT Class I certified and under the direct supervision of an MDOT Class III certified technician.
- \*\* MDOT Class I certification encompasses the same test procedures and specifications as ACI Concrete Field Testing Technician Grade I. MDOT Class II certification encompasses the same test procedures and specifications as ACI Aggregate Testing Technician - Level 1. MDOT Concrete Strength Testing Technician encompasses the same test procedures and specifications as ACI Concrete Strength Testing certification.

For specifics about the requirements for each level of certification, please refer to the latest edition of the Department's *Concrete Field Manual*. Technicians holding current MDOT Class I, MDOT Class II and/or MDOT Class III certifications shall be acceptable until those certifications expire. Upon a current certification expiration, recertification with the certifications listed in Table 2 shall be required. Technicians currently performing either specific gravity testing of aggregates or compressive strength tests shall be required to either:

- have the required MDOT certification listed in Table 2, or
- have a current MDOT Class III certification or work under the direct supervision of current MDOT Class III technician, and have demonstrated the specific gravity and/or compressive strength test during the inspection of laboratory equipment by the Materials Division, Concrete Section.

**907-804.02.10--Portland Cement Concrete Mix Design.** Delete the Notes under Table 3 of Subsection 804.02.10 on pages 850 & 851, and substitute the following:

- \* Maximum size aggregate shall conform to the concrete mix design for the specified aggregate.
- \*\* The replacement limits of Portland cement by weight by other cementitious materials (such as fly ash, GGBFS, metakaolin, silica fume, or others) shall be in accordance with the values in Subsection 907-701.02. Other hydraulic cements may be used in accordance with the specifications listed in Section 701.
- \*\*\* The slump may be increased up to six (6) inches with an approved mid-range water reducer or up to eight (8) inches with an approved type F or G high range water reducer, in accordance with 907-713.02. Minus slump requirements shall meet those set forth in Table 3 of AASHTO M157 specifications.
- \*\*\*\* Entrained air is not required except for concrete exposed to seawater. For concrete exposed to seawater, the total air content shall be 3.0 % to 6.0%. For concrete not exposed to seawater, the total air content shall not exceed 6.0%.
- \*\*\*\*\* Class DS Concrete for drilled shafts shall have an  $8\pm 1$ -inch slump.

Delete the last paragraph of Subsection 804.02.10 on page 851 and substitute the following:

Either Type A, D, F, G or mid-range chemical admixture, shall be used in all classes of concrete. Any combinations of water reducing admixtures shall be approved by the Engineer before their use.

**907-804.02.10.1.1--Proportioning on the Basis of Previous Field Experience of Trial Mixtures.** Delete the first sentence of the first paragraph of Subsection 804.02.10.1.1 on page 851, and substitute the following:

Where a concrete production facility has a record, based on at least 10 consecutive strength tests from at least 10 different batches within the past 12 months from a mixture not previously used on Department projects, the standard deviation shall be calculated.

**907-804.02.10.3--Field Verification of Concrete Mix Design.** Delete the third sentence of the third paragraph of Subsection 804.02.10.3 on page 853, and substitute the following:

If the requirements of yield, slump, or total air content are not met within three (3) production days after the first placement, subsequent field verification testing shall not be permitted on department projects, and the mix design shall not be used until the requirements listed above are met

**907-804.02.10.4--Adjustments of Mixture Proportions.** Delete the paragraph in Subsection 804.02.10.4 on page 854, and substitute the following:

The mixture may be adjusted by the Class III Certified Technician representing the Contractor in accordance with the allowable revisions listed in the Department's Concrete Field Manual, paragraph 5.7. Written notification shall be submitted to the Engineer a minimum of seven (7) days prior to any source or brand of material change, aggregate size change, allowable material type change, or decrease in any cementitious material content. Any adjustments of the concrete mixture design shall necessitate repeat of field verification procedure as described in Subsection 804.02.10.3 and approval by the Engineer.

**907-804.02.11--Concrete Batch Plants.** Delete the first three paragraphs of Subsection 804.02.11 on page 854, and substitute the following:

The concrete batch plant shall meet the requirements of the National Ready Mixed Concrete Association *Quality Control Manual, Section 3, Plant Certification Checklist* as outlined in the latest edition of the Department's *Concrete Field Manual*. The Contractor shall submit a copy of the approved checklist along with proof of calibration of batching equipment, i.e., scales, water meter, and admixture dispenser, to the Engineer 30 days prior to the production of concrete.

For large volume projects the concrete batch plant shall meet the requirements for an automatic system capable of recording batch weights. It shall also have automatic moisture compensation for the fine aggregate. For small volume projects, the concrete batch plant can be equipped for manual batching with a fine aggregate moisture meter visible to the plant operator.

The concrete batch plant shall have available adequate facilities to cool concrete during hot weather.

Mixer trucks to be used on the project are to be listed in the checklist and shall meet the requirements of the checklist.

**907-804.02.12--Contractor's Quality Control.** Delete the fourth paragraph of Subsection 804.02.12 on page 854 & 855, and substitute the following:

The Contractor's Quality Control program shall encompass the requirements of AASHTO Designation: M 157 into concrete production and control, equipment requirements, testing, and batch ticket information. The requirement of AASHTO Designation: M 157, Section 11.7 shall

be followed except, on arrival to the job site, a maximum of 1½ gallons per cubic yard is allowed to be added. Water shall not be added at a later time. If the maximum permitted slump is exceeded after the addition of water at the job site, the concrete shall be rejected.

**907-804.02.12.3--Documentation.** After the second sentence of the second paragraph of Subsection 804.02.12.3 on page 856, add the following:

Batch tickets and gradation data shall be documented in accordance with Department requirements. Batch tickets shall contain all the information in AASHTO Designation: M157, Section 16 including the additional information in Subsection 16.2 with the following exception: the information listed in paragraphs 16.2.7 and 16.2.8 is not required. Batch tickets shall also contain the concrete producer's permanent unique mix number assigned to the concrete mix design.

**907-804.02.12.5--Non-Conforming Materials.** In Table 4 of Subsection 804.02.12.5 on page 857, delete “/ FM” from the requirements on line B.3.a.

**907-804.02.13--Quality Assurance Sampling and Testing.** In Table 5 of Subsection 804.02.13 on page 858, delete “and FM” from the requirements on line A.3.

**907-804.02.13.1.4--Temperature.** Delete the first paragraph of Subsection 804.02.13.1.4 on pages 859 & 860, and substitute the following:

Cold weather concreting shall follow the requirements of Subsection 907-804.03.16.1. Hot weather concreting shall follow the requirements of Subsection 804.03.16.2 with a maximum temperature of 95°F for Class DS concrete or for concrete mixes containing cementitious materials meeting the requirements of Subsection 907-701.02.2 as a replacement of Portland cement. For other concrete mixes, the maximum concrete temperature shall be 90°F. Concrete with a temperature more than the maximum allowable temperature shall be rejected and not used in Department work.

**907-804.03--Construction Requirements.**

**907-804.03.15--Removal of Falsework, Forms, and Housing.** Delete the first sentence of the second paragraph of Subsection 804.03.15 on page 871, and substitute the following:

Concrete in the last pour of a continuous superstructure shall have attained a compressive strength of 2,400 psi, as determined by cylinder tests or maturity meter probe, prior to striking any falsework.

Delete the first sentence of the third paragraph of Subsection 804.03.15 on page 871, and substitute the following:

At the Contractor's option and with the approval of the Engineer, the time for removal of forms may be determined by cylinder tests, in accordance with the requirements listed in Table 6, in which case the Contractor shall furnish facilities for testing the cylinders.

Delete the fourth and fifth paragraphs of Subsection 804.03.15 on pages 871 & 872, and substitute the following:

The cylinders shall be cured under conditions which are not more favorable than those existing for the portions of the structure which they represent.

Delete the table in Subsection 804.03.15 on page 872, and substitute the following:

**Table 6**  
**Minimum Compressive Strength Requirements for Form Removal**

**Forms:**

Columns .....	1000 psi
Side of Beams .....	1000 psi
Walls not under pressure .....	1000 psi
Floor Slabs, overhead .....	2000 psi
Floor Slabs, between beams .....	2000 psi
Slab Spans .....	2400 psi
Other Parts .....	1000 psi

**Centering:**

Under Beams .....	2400 psi
Under Bent Caps .....	2000 psi

**Limitation for Placing Beams on:**

Pile Bents, pile under beam .....	2000 psi
Frame Bents, two or more columns .....	2200 psi
Frame Bents, single column .....	2400 psi

In lieu of using concrete strength cylinders to determine when falsework, forms, and housings can be removed, an approved maturity meter may be used to determine concrete strengths by inserting probes into concrete placed in a structure. The minimum number of maturity meter probes required for each structural component shall be in accordance with Table 7. Falsework, forms, and housings may be removed when maturity meter readings indicate that the required concrete strength is achieved. Procedures for using the maturity meter and developing the strength/maturity relationship shall follow the requirements of AASHTO Designation: T 325 and ASTM Designation: C 1074 specifications. Technicians using the maturity meter or calculating strength/maturity graphs shall be required to have at least two hours of training prior to using the maturity equipment.

**Table 7**  
**Requirements for use of Maturity Meter Probes**

<b>Structure Component</b>	<b>Quantity of Concrete</b>	<b>No. of Probes</b>
Slabs, beams, walls, & miscellaneous items	0 - 30 yd <sup>3</sup>	2
	> 30 to 60 yd <sup>3</sup>	3
	> 60 to 90 yd <sup>3</sup>	4
	> 90 yd <sup>3</sup>	5
Footings, Columns & Caps	0 - 13 yd <sup>3</sup>	2
	> 13 yd <sup>3</sup>	3
Pavement, Pavement Overlays	1200 yd <sup>2</sup>	2
Pavement Repairs	Per repair or 900 yd <sup>2</sup> Whichever is smaller	2



**907-804.03.16--Cold or Hot Weather Concreting.**

**907-804.03.16.1--Cold Weather Concreting.** After the third paragraph of Subsection 804.03.16.1 on page 873, add the following:

In lieu of the protection and curing of concrete in cold weather, at the option of the Contractor with the approval of the Engineer, when concrete is placed during cold weather and there is a probability of ambient temperatures lower than 40°F, an approved maturity meter may be used to determine concrete strengths by inserting probes into concrete placed in a structure. The minimum number of maturity meter probes required for each structural component shall be in accordance with Table 7. An approved insulating blanketing material shall be used to protect the work when ambient temperatures are less than 40°F and shall remain in place until the required concrete strength in Table 6 is achieved. Procedures for using the maturity meter and developing the strength/maturity relationship shall follow the requirements of AASHTO Designation: T 325 and ASTM Designation: C 1074 specifications. Technicians using the maturity meter or calculating strength/maturity graphs shall be required to have at least two hours of training prior to using the maturity equipment.

Rename the Table in Subsection 804.03.16.1 on page 874 from "Table 6" to "Table 8".

**907-804.03.19--Finishing Concrete Surfaces.**

**907-804.03.19.7--Finishing Bridge Floors.**

**907-804.03.19.7.4--Acceptance Procedure for Bridge Deck Smoothness.** After the first sentence of the second paragraph of Subsection 804.03.19.7.4 on page 886, add the following:

Auxiliary lanes, tapers, shoulders and other areas that are not checked with the profilograph, shall meet a 1/8 inch in 10-foot straightedge check made transversely and longitudinally across the deck or slab.

**907-804.05--Basis of Payment.** Add the "907" prefix to the pay items listed on page 898.

## MISSISSIPPI DEPARTMENT OF TRANSPORTATION

**SPECIAL PROVISION NO. 907-811-3**

**CODE: (SP)**

**DATE: 06/15/2009**

**SUBJECT: Disc Bearing**

**PROJECT: NH-0009-01(113) / 105942301 - Adams County**

Section 811, Bronze or Copper Alloy Bearing and Expansion Plates, of the 2004 Edition of the Mississippi Standard Specifications for Road and Bridge Construction as modified by this special provision is applicable to Disc Bearing Devices Only.

### **907-811.01--Description.**

**907-811.01.1--General.** The disk bearing devices shall be adequate for the design loads, movements and other criteria shown on the plans or specified herein, and shall be tested at the appropriate level.

This work shall consist of furnishing Multi-Rotational, High Load Disc Bearings and installing Disc Bearing Devices at the locations shown on the plans in accordance with these specifications and the *AASHTO LRFD Bridge Design Specifications, 4<sup>th</sup> Edition and current Interims* and the *AASHTO LRFD Bridge Construction Specifications, 2<sup>nd</sup> Edition and current Interims*. Disc bearing devices shall include bearings, distribution plates, distribution pads, and connection hardware.

The disc bearings shall consist of polyether urethane structural element (disc) confined by upper and lower steel bearing plates. The bearing shall be equipped with a shear restriction mechanism to prevent movement of the disc. The bearings shall adequately provide for the thermal expansion and contraction, rotation, camber changes, and creep and shrinkage of structural members, where applicable.

For expansion bearings, the upper steel bearing plate shall have a Polytetrafluorethylene (PTFE) sheet recessed and bonded into the top half of the plate to accommodate the horizontal movement of the superstructure. The PTFE surface of the upper steel bearing plate shall support an upper steel plate fitted with a continuously welded, highly polished stainless steel face. For unidirectional expansion bearings, the upper steel plate shall be fitted with guide bars or a keyway system to restrict the lateral movement of the structure. The guide bars and their opposing guided surfaces shall be faced with opposing strips of PTFE/stainless steel. Guiding off of the fixed base or any extension of it will not be permitted.

Disc bearings shall be designed and constructed in accordance with Section 14 of the *AASHTO LRFD Bridge Design Specifications, 4<sup>th</sup> Edition and current Interims* and Section 18 of the *AASHTO LRFD Bridge Construction Specifications, 2<sup>nd</sup> Edition and current Interims*.

The supplier of the disc bearing devices shall show previous history in the design and fabrication of disc bearings. Documentation showing a minimum of two bridge installations shall be provided to the Bridge Engineer.

Sliding bearings shall be stiff in shear, i.e. negligible shear displacements shall occur within the load-bearing element.

**907-811.01.2--Shop Drawings.** The following shall be shown on the working drawings:

- The total quantity of each kind of bearing required (fixed, guided expansion, or nonguided expansion), grouped first according to type (load range) and then by actual design capacity.
- The plan view and section elevation view showing all relative dimensions of each type of bearing, along with a placement plan to show location of each bearing.
- The maximum design coefficient of friction as noted on the Contract Drawings.
- The type of materials to be used for all bearing elements.
- If applicable, any welding process used in the bearing manufacturer that does not conform to the approved processes of the American Welding Society (AWS) shall be clearly described and detailed.
- Vertical and horizontal load, rotation, and movement capacity.
- Coating requirements.
- Complete design calculations verifying conformance with these specifications.
- Anchorage details.
- If applicable, bearing preset details.
- The location of the fabrication plant.
- The Manufacturer's name and representative who will be responsible for coordinating production, inspection, sampling, and testing.

**907-811.02--Materials.**

**907-811.02.1--General.** All materials shall be new and unused with no reclaiming material incorporated in the finished bearing.

The finished properties of the polyether urethane shall conform to the requirements of AASHTO LRFD Bridge Construction Specifications, 2<sup>nd</sup> Edition and current Interims, Section 18.

All steel, except stainless steel components of the bearing, shall conform to the requirements of the type of steel designated on the contract drawings. Coating of non-stainless steel components shall be in accordance with the structural steel construction notes per the contract drawings.

Stainless steel shall conform to the requirements of ASTM A167 Type 304, ASTM A240 Type 304. Higher grades of stainless are permissible. Stainless steel in contact with PTFE Sheet shall be polished to a No. 8 bright mirror finish, less than 5 micro-inches root mean square. The minimum thickness of the stainless steel shall be 16 gauge.

PTFE shall be manufactured from pure virgin (not reprocessed) unfilled PTFE resin. The PTFE sheet shall be bonded and recessed into the upper steel bearing plate. The PTFE sheet shall have a minimum thickness of 1/8 of an inch and be recessed one-half of its thickness into its steel substrate. The PTFE sheet shall be acid-etched on the bonded side and polished on the side facing the stainless steel to insure a low coefficient of friction.

The PTFE properties shall conform to the requirements of AASHTO LRFD Bridge Construction Specifications, 2<sup>nd</sup> Edition and current Interims, Section 18.

**907-811.02.2--Fabrication.** The Contractor shall provide the Bridge Engineer with written notification sixty (60) days prior to the start of bearing fabrication. This notification shall include all of the information shown on the shop drawings. Fabrication and testing shall not commence until an MDOT representative is on site. Final shipment shall not be made until an approved final inspection is made and the material is appropriately stamped by an MDOT representative

All steel surfaces exposed to the atmosphere, except stainless steel surfaces and metal surfaces to be welded, shall be shop painted in accordance with the contract plans. Prior to painting, the exposed steel surfaces shall be cleaned in accordance with the recommendations of the coating's manufacturer. Metal surfaces to be welded shall be given a coat of clear lacquer, or other protective coating approved by the Bridge Engineer. If the time of exposure before welding takes place is to exceed three months the coating shall be removed at the time of welding. No painting will be done to these surfaces prior to the completion of welding.

Stainless steel sheet shall be attached to its steel substrate with a continuous seal weld.

All welding shall conform to, and all welders shall be qualified in accordance with the requirements of the American Welding Society (AWS).

The finish of the mold used to produce the rotational element shall conform to good machine shop practice. Each bearing shall have a project identification number and lot number marked on a side that will be visible after erection.

Gross bearing dimensions shall have a tolerance of  $\pm 1/8$  of an inch. Overall thickness tolerance shall be  $\pm 1/8$  of an inch. All bearing surfaces of steel plates shall be finished flat within 0.01 inch.

Every bearing shall have the Project Identification Number, Lot Number, and individual bearing number indelibly marked with ink on a side that will be visible after erection.

After assembly, including sole plates and masonry plates, bearing components shall be held together with steel strapping or other means, to prevent disassembly until the time of installation. Packaging shall be adequate to prevent damage from impact as well as from dust and moisture contamination during shipping and storage.

**907-811.02.3--Sampling.** Requirements for lot size shall be in accordance with the requirements of AASHTO LRFD Bridge Construction Specifications, 2<sup>nd</sup> Edition and current Interims, Section 18.3.4.

**907-811.02.4--Testing.** The bearing devices to be tested shall be selected by the Bridge Engineer at random. The bearing device will be visually examined both during and after the test. Any visual defects shall be cause of rejection.

**907-811.02.4.1--Coefficient of Friction.** Sliding coefficient of friction tests will be performed by the manufacturer of one expansion bearing device from each lot. A lot will be the quantity as defined by the Bridge Engineer with a maximum of 25 bearings per lot. The coefficient of friction will be measured at the bearing design capacity on the 5<sup>th</sup>, 50<sup>th</sup>, and 100<sup>th</sup> cycle at a speed of one inch/minute.

The sliding coefficient of friction shall be calculated as the horizontal load required to maintain continuous sliding at a given speed divided by the bearing's design capacity vertical load. The vertical load shall have been applied continuously for a minimum of one-hour prior to testing.

The measured sliding coefficient of friction shall not exceed 0.03.

**907-811.02.4.2--Rotation.** Rotation tests will be performed by the manufacturer on one bearing device from each lot. The polyether urethane element shall be capable of maintaining its initial uniform contact with the steel bearing plates through a rotation of 1.15 degrees under a comprehensive load equal to 150% of the design capacity of the bearing device.

Any observed separation between the edge of the rotational elements and the bearing plates shall be cause for rejection.

**907-811.03--Construction Requirements.** Bearings delivered to the bridge site shall be stored under cover on a platform above the ground surface. Bearings shall be protected at all times from injury. When placed, bearings shall be dry, clean, and free from dirt, oil, grease, or other foreign substances.

Bearing devices shall not be disassembled unless otherwise permitted by the Bridge Engineer or manufacturer.

Bearings shall be installed in accordance with the alignment plan and installation scheme as shown in the contract plans. Upon final installation of the bearings, the Bridge Engineer, in the presence of the manufacturer's representative, shall inspect the bearing components to assure that they are level and parallel to within 0.0311 inch per one foot. Any deviations in excess of the allowed tolerances shall be corrected.

**907-811.03.1--Certificate of Compliance.** In addition to records of test results, the Contractor's disc bearing supplier shall submit Certificates of Compliance for the disc bearings indicating the materials, fabrication, testing, and installation are as specified herein.

**907-811.04--Method of Measurement.** Disc bearing device will be measured per each.

**907-811.05--Method of Payment.** Disc bearing device, measured as prescribed above, will be paid for at the contract unit price per each; which price shall be full compensation for completing the work.

Payment will be made under:

907-811-D: Disc Bearing Device - per each

### **SPECIAL PROVISION NO. 906-3**

#### **Training Special Provisions**

This Training Special Provision supersedes subparagraph 7b of the Special Provision entitled "Specific Equal Employment Opportunity Responsibilities," (Attachment 1), and is in implementation of 23 U.S.C. 140(a).

As part of the Contractor's equal employment opportunity affirmative action program training shall be provided as follows:

The Contractor shall provide on-the-job training aimed at developing full journeymen in the type of trade or job classification involved.

The number of trainees to be trained under this special provision will be as indicated in the bid schedule of the contract.

In the event that a Contractor subcontracts a portion of the contract work, he shall determine how many, if any, of the trainees are to be trained by the subcontractor, provided, however, that the Contractor shall retain the primary responsibility for meeting the training requirements imposed by this special provision. The Contractor shall also insure that this training special provision is made applicable to such subcontract. Where feasible, 25 percent of apprentices or trainees in each occupation shall be in their first year of apprenticeship or training.

The number of trainees shall be distributed among the work classifications on the basis of the Contractor's needs and the availability of journeymen in the various classifications within a reasonable area of recruitment. Prior to commencing construction, the Contractor shall submit to the State highway agency for approval the number of trainees to be trained in each selected classification and training program to be used. Furthermore, the Contractor shall specify the starting time for training in each of the classifications. The Contractor will be credited for each trainee employed by him on the contract work who is currently enrolled or becomes enrolled in an approved program and will be reimbursed for such trainees as provided hereinafter.

Training and upgrading of minorities and women toward journeymen status is a primary objective of this Training Special Provision. Accordingly, the Contractor shall make every effort to enroll minority trainees and women (e.g., by conducting systematic and direct recruitment through public and private sources likely to yield minority and women trainees) to the extent that such persons are available within a reasonable area of recruitment. The Contractor will be responsible for demonstrating the steps that he has taken in pursuance thereof, prior to a determination as to whether the Contractor is in compliance with this Training Special Provision. This training commitment is not intended, and shall not be used, to discriminate against any applicant for training, whether a member of a minority group or not.

No employee shall be employed as a trainee in any classification in which he has successfully completed a training course leading to journeyman status or in which he has been employed as a

journeyman. The Contractor should satisfy this requirement by including appropriate questions in the employee application or by other suitable means. Regardless of the method used the Contractor's records should document the findings in each case.

The minimum length and type of training for each classification will be as established in the training program selected by the Contractor and approved by the State highway agency and the Federal Highway Administration. The State highway agency and the Federal Highway Administration shall approve a program if it is reasonably calculated to meet the equal employment opportunity obligations of the Contractor and to qualify the average trainee for journeyman status in the classification concerned by the end of the training period. Furthermore, apprenticeship programs registered with the U.S. Department of Labor, Bureau of Apprenticeship and Training, or with a State apprenticeship agency recognized by the Bureau and training programs approved but not necessarily sponsored by the U.S. Department of Labor, Manpower Administration, Bureau of Apprenticeship and Training shall also be considered acceptable provided it is being administered in a manner consistent with the equal employment obligations of Federal-aid highway construction contracts. Approval or acceptance of a training program shall be obtained from the State prior to commencing work on the classification covered by the program. It is the intention of these provisions that training is to be provided in the construction crafts rather than clerk-typists or secretarial-type positions. Training is permissible in lower level management positions such as office engineers, estimators, timekeepers, etc., where the training is oriented toward construction applications. Training in the laborer classification may be permitted provided that significant and meaningful training is provided and approved by the division office. Some offsite training is permissible as long as the training is an integral part of an approved training program and does not comprise a significant part of the overall training.

Except as otherwise noted below, the Contractor will be reimbursed 80 cents per hour of training given an employee on this contract in accordance with an approved training program. As approved by the engineer, reimbursement will be made for training persons in excess of the number specified herein. This reimbursement will be made even though the Contractor receives additional training program funds from other sources, provided such other does not specifically prohibit the Contractor from receiving other reimbursement. Reimbursement for offsite training indicated above may only be made to the Contractor where he does one or more of the following and the trainees are concurrently employed on a Federal-aid project; contributes to the cost of the training, provides the instruction to the trainee or pays the trainee's wages during the offsite training period.

No payment shall be made to the Contractor if either the failure to provide the required training, or the failure to hire the trainee as a journeyman, is caused by the Contractor and evidences a lack of good faith on the part of the Contractor in meeting the requirements of this Training Special Provision. It is normally expected that a trainee will begin his training on the project as soon as feasible after start of work utilizing the skill involved and remain on the project as long as training opportunities exist in his work classification or until he has completed his training program. It is not required that all trainees be on board for the entire length of the contract. A



Contractor will have fulfilled his responsibilities under this Training Special Provision if he has provided acceptable training to the number of trainees specified. The number trained shall be determined on the basis of the total number enrolled on the contract for a significant period.

Trainees will be paid at least 60 percent of the appropriate minimum journeyman's rate specified in the contract for the first half of the training period, 75 percent for the third quarter of the training period, and 90 percent for the last quarter of the training period, unless apprentices or trainees in an approved existing program are enrolled as trainees on this project. In that case, the appropriate rates approved by the Departments of Labor or Transportation in connection with the existing program shall apply to all trainees being trained for the same classification who are covered by this Training Special Provision.

The Contractor shall furnish the trainee a copy of the program he will follow in providing the training. The Contractor shall provide each trainee with a certification showing the type and length of training satisfactorily completed.

The Contractor will provide for the maintenance of records and furnish periodic reports documenting his performance under this Training Special Provision.

## **SPECIAL PROVISION NO. 906-6**

### **MISSISSIPPI DEPARTMENT OF TRANSPORTATION ON-THE-JOB TRAINING PROGRAM**

#### **ALTERNATE TRAINING SPECIAL PROVISION**

##### **PURPOSE**

The purpose of the On-The-Job Training (OJT) Program is to provide training for minority, female and economically disadvantaged individuals in order that they may develop marketable skills and gain journey status in the skilled craft classifications in which they are being trained.

##### **INTRODUCTION**

This voluntary OJT Program has been developed through the partnering efforts of the Road Builders of Mississippi, the Federal Highway Administration (FHWA) and the Mississippi Department of Transportation (MDOT).

The OJT Program has been designed for use by participating contractors and subcontractors in meeting their training needs. The objective of the OJT Program is to develop skilled workers in the skilled craft trade areas of highway construction who are sufficiently trained to be productive employees in the highway construction industry work force.

The success of the OJT Program will require that contractors and subcontractors take part in the program and follow uniform procedures in training and in tracking trainee's progress.

##### **FUNDING**

MDOT will establish an annual OJT Fund from which, contractors and subcontractors may bill the Department directly for hours worked by trainees. The funding source of this money will be state and federal funds for MDOT's OJT Program.

##### **DISBURSEMENT OF FUNDS**

MDOT will pay \$3.00 per hour toward the trainee's salary for each hour of training performed by each trainee in an approved training program. Program reimbursements will be made directly to the prime or sub contractor. Requests for payment will be submitted to the Office of Civil Rights for approval.

Contractors must provide a signed invoice providing the following information to be reimbursed.

- Contractor's Name
- Mailing Address
- Trainee Name
- Social Security Number

- Race
- Sex
- Project Number
- Job Classification
- Total Number of Hours Completed

### **TRAINING PROGRAM APPROVAL**

A. To use the OJT Program on highway construction projects, the contractor will notify the Department Office of Civil Rights using the On-the-Job Trainee Schedule Form. The notification must include the following information:

- Trainee Starting Date
- Project number (s) trainee starting on
- Training program (classification) to be used; and
- Number of Training Hours Required

B. If a contractor chooses to use a training program different from those listed in the OJT Program Manual, or desires to train in a different classification, the training program must be submitted in its entirety for approval by the Department and FHWA. The training proposal must include the following:

1. The primary objective of the program: To provide training for minority, female and economically disadvantaged individuals for development to full journey status in the work classifications in which they are being trained.
2. The minimum number of hours and type of training the trainee will receive as it relates to each specific task required to achieve journey status.
3. No less than minimum wage.
4. Trainee certification of completion.
5. Records and reports submitted to the Office of Civil Rights on a monthly basis.

### **DEPARTMENT RESPONSIBILITY**

1. Department project staff will monitor trainees on the project. They will monitor payrolls for payment of correct wage rates and fringe benefits. The Office of Civil Rights will maintain a master list by contractor name, project number, trainee name and trainee social security number to aid project staff in monitoring trainees who work on multiple projects.
2. The Office of Civil Rights may elect to interview trainees periodically during the training period to assess their performance and training program.

## **CONTRACTOR RESPONSIBILITY**

1. Trainees must be identified on payrolls (i.e. dragline trainee).
2. When any trainee completes a program, or is terminated for a reason or reasons other than successful completion, the contractor must include the date of completion or an explanation for the termination and date of termination on the OJT Termination Report.
3. The contractor will assign each trainee to a particular person--either a supervisor or a journeyman/woman who is proficient in the craft the trainee is being trained in, to ensure that timely instructional experience is received by the trainee. This person, cooperating with the appropriate company personnel, will see that proper records and the total intended training hours are completed during the allocated number of hours set up in the classification criteria.
4. The contractor has the prerogative of terminating the training period of the trainee and advancing the trainee to journey status. Approval requests must be submitted to the Office of Civil Rights with an explanation (*refer to 2 above*).
5. Upon notification from the contractor, the Department will issue a skill verification card and certificate of training to the trainee.
6. Trainees may be transferred to state-aid highway construction projects in order to complete the training program. If transfers are made the Office of Civil Rights must be notified on the Monthly Trainee Form. All of the training hours completed by trainees will count toward overall program completion.
7. Program reimbursements will be made directly to the prime or sub contractor.

## **WAGE RATE**

The wage rate for all trainees is [the current Minimum Federal Wage Rate](#), during their OJT training program. Trainees shall be paid full fringe benefit amounts, where applicable. At the completion of the training program, the trainee shall receive the wages of a skilled journey.

## **RECRUITMENT AND SELECTION PROCEDURES**

### A. Prerequisites for Trainees

To be qualified for enrollment in the OJT Program, trainees must possess basic physical fitness for the work to be performed, dependability, willingness to learn and ability to follow instructions.

### B. Licenses

Truck driver trainees must possess appropriate driver permits or licenses for the operation of Class A, B and C trucks. However, when an instructional permit is used in lieu of a license, the trainee must be accompanied by an operator who:

1. Holds a license corresponding to the vehicle being operated;
2. Has had at least one year of driving experience; and
3. Is occupying the seat next to the driver.

#### C. Recruitment

1. Notices and posters setting forth the contractor's Equal Employment Opportunity Policy and availability of training programs will be placed in areas readily accessible to employees, applicants for employment and potential employees.
2. The contractor must target minority, female or economically disadvantaged trainees.
3. The contractor will conduct systematic and direct recruitment through public and private employee referral sources. Contractors must submit the trainee's name and completed application form to the Office of Civil Rights for review and approval. Approval must be obtained before the trainee can begin work under the training program.
4. Present employees will be screened for upgrading.

#### D. Selection

1. The selection and employment of a person by participating contractor shall qualify the person for the OJT Program.
  2. Selection will be made without regard to race, color, religion, sex, age or national origin and shall be completely nondiscriminatory.
  3. Employment of trainees will be in accordance with the work force requirements of the contractor. Each contractor will hire and train the trainees for uses in their own organization.
  4. Written certification of individuals under the category of economically disadvantaged can be provided to the contractor at the time of the interview. This certification must then be provided to the Office of Civil Rights with the other required information as part of the approval process for trainees.
- **NOTE:** The OJT Program is to provide training for minority, female and economically disadvantaged individuals in order that they may develop marketable skills and gain journey status in the skilled craft classifications in which they are being trained. However, this program does not exclude trainees that are not members of the above groups.

# SECTION 905 - PROPOSAL

Date \_\_\_\_\_

Mississippi Transportation Commission  
Jackson, Mississippi

Sirs: The following proposal is made on behalf of \_\_\_\_\_  
\_\_\_\_\_ of \_\_\_\_\_

for constructing the following designated project(s) within the time(s) hereinafter specified.

The plans are composed of drawings and blue prints on file in the offices of the Mississippi Department of Transportation, Jackson, Mississippi.

The Specifications are the current Standard Specifications of the Mississippi Department of Transportation approved by the Federal Highway Administration, except where superseded or amended by the plans, Special Provisions and Notice(s) to Bidders attached hereto and made a part thereof.

I (We) certify that I (we) possess a copy of said Standard and Supplemental Specifications.

Evidence of my (our) authority to submit the Proposal is hereby furnished. The proposal is made without collusion on the part of any person, firm or corporation. I (We) certify that I (we) have carefully examined the Plans, the Specifications, including the Special Provisions and Notice(s) to Bidders, herein, and have personally examined the site of the work. On the basis of the Specifications, Special Provisions, Notice(s) to Bidders, and Plans, I (we) propose to furnish all necessary machinery, tools, apparatus and other means of construction and do all the work and furnish all the materials in the manner specified. I (We) understand that the quantities mentioned herein are approximate only and are subject to either increase or decrease, and hereby propose to perform any increased or decreased quantities of work at the unit prices bid, in accordance with the above.

Attached hereto is a certified check, cashier's check or Proposal Guaranty Bond in the amount as required in the Advertisement (or, by law).

**INSTRUCTION TO BIDDERS: Alternate and Optional Items on Bid Schedule.**

1. Two or more items entered opposite a single unit quantity WITHOUT DEFINITE DESIGNATION AS "ALTERNATE ITEMS" are considered as "OPTIONAL ITEMS". Bidders may or may not indicate on bids the Optional Item proposed to be furnished or performed WITHOUT PREJUDICE IN REGARD TO IRREGULARITY OF BIDS.
2. Items classified on the bid schedule as "ALTERNATE ITEMS" and/or "ALTERNATE TYPES OF CONSTRUCTION" must be preselected and indicated on bids. However, "Alternate Types of Construction" may include Optional Items to be treated as set out in Paragraph 1, above.
3. Optional items not preselected and indicated on the bid schedule MUST be designated in accordance with Subsection 102.06 prior to or at the time of execution of the contract.
4. Optional and Alternate items designated must be used throughout the project.

I (We) further propose to perform all "force account or extra work" that may be required of me (us) on the basis provided in the Specifications and to give such work my (our) personal attention in order to see that it is economically performed.

**SECTION 905 -- PROPOSAL (CONTINUED)**

I (We) further propose to execute the attached contract agreement (Section 902) as soon as the work is awarded to me (us), and to begin and complete the work within the time limit(s) provided for in the Specifications and Advertisement. I (We) also propose to execute the attached contract bond (Section 903) in an amount not less than one hundred (100) percent of the total of my (our) part, but also to guarantee the excellence of both workmanship and materials until the work is finally accepted.

I (We) enclose a certified check, cashier's check or bid bond for **five percent (5%) of total bid** and hereby agree that in case of my (our) failure to execute the contract and furnish bond within Ten (10) days after notice of award, the amount of this check (bid bond) will be forfeited to the State of Mississippi as liquidated damages arising out of my (our) failure to execute the contract as proposed. It is understood that in case I am (we are) not awarded the work, the check will be returned as provided in the Specifications.

Respectfully Submitted,

DATE \_\_\_\_\_

\_\_\_\_\_  
Contractor

BY \_\_\_\_\_  
Signature

TITLE \_\_\_\_\_

ADDRESS \_\_\_\_\_

CITY, STATE, ZIP \_\_\_\_\_

PHONE \_\_\_\_\_

FAX \_\_\_\_\_

E-MAIL \_\_\_\_\_

(To be filled in if a corporation)

Our corporation is chartered under the Laws of the State of \_\_\_\_\_ and the names, titles and business addresses of the executives are as follows:

\_\_\_\_\_  
President Address

\_\_\_\_\_  
Secretary Address

\_\_\_\_\_  
Treasurer Address

The following is my (our) itemized proposal.

Construction necessary to make improvement to the intersection of U.S. Highway 61 and Catherine Devereux Road, known as Federal Aid Project No. NH-0009-01(113) / 102942301, in the County of Adams, State of Mississippi.

I (We) agree to complete the entire project within the specified contract time.

**\*\*\* SPECIAL NOTICE TO BIDDERS \*\*\***

**BIDS WILL NOT BE CONSIDERED UNLESS BOTH UNIT PRICES AND ITEM TOTALS ARE ENTERED.  
 BIDS WILL NOT BE CONSIDERED UNLESS THE BID CERTIFICATION LOCATED AT THE END OF THE BID SHEETS IS SIGNED**

**\*\*\*BID SCHEDULE\*\*\***

Line No.	Item Code	Adj Code	Quantity	Units	Description	Unit Price		Item Amount	
						Dollar	Ct	Dollar	Ct
<b>Roadway Items</b>									
0010	201-A001		1	Lump Sum	Clearing and Grubbing	XXXXXXXX	XXX		
0020	201-B001		1	Acre	Clearing and Grubbing				
0030	202-A001		1	Lump Sum	Removal of Obstructions	XXXXXXXX	XXX		
0040	202-B005		16,744	Square Yard	Removal of Asphalt Pavement, All Depths				
0050	202-B024		6,232	Square Yard	Removal of Concrete Median & Island Pavement, All Depths				
0060	202-B025		50	Square Yard	Removal of Concrete Paved Ditch				
0070	202-B038		7,572	Linear Feet	Removal of Curb, All Types				
0080	202-B042		4	Each	Removal of Flared End Section, All Sizes				



Line No.	Item Code	Adj Code	Quantity	Units	Description	Unit Price		Bid Amount	
0090	202-B055		13	Each	Removal of High Mast Lighting Assembly				
0100	202-B056		13	Each	Removal of High Mast Lighting Foundation				
0110	202-B076		2,000	Linear Feet	Removal of Traffic Stripe				
0120	202-B079		2	Each	Removal of Headwall				
0130	202-B098		16	Each	Removal of Inlet and Junction Box, All Types & Sizes				
0140	202-B106		1,426	Linear Feet	Removal of Pipe, All Sizes				
0150	203-A003	(E)	14,497	Cubic Yard	Unclassified Excavation, FM, AH				
0160	203-E058	(E)	6,386	Cubic Yard	Borrow Excavation, FM, Class B15, AH				
0170	203-EX017	(E)	22,374	Cubic Yard	Borrow Excavation, AH, FME, Class B9				
0180	206-A001	(S)	2,221	Cubic Yard	Structure Excavation				
0190	211-B001	(E)	1,510	Cubic Yard	Topsoil for Slope Treatment, Contractor Furnished				
0200	211-C001	(E)	599	Cubic Yard	Topsoil for Plant Holes, Contractor Furnished				

Line No.	Item Code	Adj Code	Quantity	Units	Description	Unit Price		Bid Amount	
0210	213-C001		6	Ton	Superphosphate				
0220	215-A001		5	Ton	Vegetative Materials for Mulch				
0230	216-B001		15,763	Square Yard	Solid Sodding, Centipede				
0240	217-A001		25	Square Yard	Ditch Liner				
0250	219-A001		15	Thousand Gallon	Watering	20.	00	300.	00
0260	220-A001		6	Acre	Insect Pest Control	30.	00	180.	00
0270	221-A001	(S)	3	Cubic Yard	Portland Cement Concrete Paved Ditch				
0280	223-A001		9	Acre	Mowing	40.	00	360.	00
0290	224-A001		25	Square Yard	Soil Reinforcing Mat				
0300	232-A002		1	Thousand	Fertilizer for Woody Plant Material, Tablet, 21 gram				
0310	232-A003		1	Thousand	Fertilizer for Woody Plant Material, Tablet, 10 gram				
0320	234-A001		11,642	Linear Feet	Temporary Silt Fence				

Line No.	Item Code	Adj Code	Quantity	Units	Description	Unit Price		Bid Amount	
0330	235-A001		80	Bale	Temporary Erosion Checks				
0340	236-A004		4	Each	Silt Basin, Type D				
0350	406-B001		11,534	Square Yard	Cold Milling of Concrete Pavement, All Depths				
0360	501-E001		94	Linear Feet	Expansion Joints, Without Dowels				
0370	501-K001		198	Square Yard	Transverse Grooving				
0380	502-A001	(C)	205	Square Yard	Reinforced Cement Concrete Bridge End Pavement				
0390	503-C007		2,000	Linear Feet	Saw Cut, Full Depth				
0400	602-A001	(S)	15,847	Pounds	Reinforcing Steel				
0410	603-CA002	(S)	4,349	Linear Feet	18" Reinforced Concrete Pipe, Class III				
0420	603-CA003	(S)	2,150	Linear Feet	24" Reinforced Concrete Pipe, Class III				
0430	603-CA007	(S)	36	Linear Feet	48" Reinforced Concrete Pipe, Class III				
0440	603-CA008	(S)	100	Linear Feet	54" Reinforced Concrete Pipe, Class III				

Line No.	Item Code	Adj Code	Quantity	Units	Description	Unit Price		Bid Amount	
0450	603-CA009	(S)	234	Linear Feet	60" Reinforced Concrete Pipe, Class III				
0460	603-CB001	(S)	6	Each	18" Reinforced Concrete End Section				
0470	603-CB002	(S)	2	Each	24" Reinforced Concrete End Section				
0480	603-CB006	(S)	1	Each	48" Reinforced Concrete End Section				
0490	603-CB007	(S)	1	Each	54" Reinforced Concrete End Section				
0500	603-CE001	(S)	102	Linear Feet	22" x 13" Concrete Arch Pipe, Class A III				
0510	603-CE002	(S)	236	Linear Feet	29" x 18" Concrete Arch Pipe, Class A III				
0520	603-SB025	(S)	1	Each	18" Branch Connections, Stub into 54" Concrete Pipe				
0530	603-SB044	(S)	1	Each	18" Branch Connections, Stub into Existing Box Culvert				
0540	603-SB052	(S)	1	Each	22" x 13" Branch Connection, Stub into a Junction Box or Inlet				
0550	604-A001		6,476	Pounds	Castings				
0560	604-B001		4,485	Pounds	Gratings				

Line No.	Item Code	Adj Code	Quantity	Units	Description	Unit Price		Bid Amount	
0570	605-AA003	(S)	2,887	Square Yard	Geotextile for Subsurface Drainage, Type III				
0580	605-X001	(GY)	905	Cubic Yard	Filter Material for Filter Beds, Type A				
0590	605-X003	(GY)	2,566	Cubic Yard	Filter Material for Filter Beds, Type B				
0600	609-B001	(S)	849	Linear Feet	Concrete Curb, Header				
0610	609-D003	(S)	7,983	Linear Feet	Combination Concrete Curb and Gutter Type 3				
0620	609-D016	(S)	6,245	Linear Feet	Combination Concrete Curb and Gutter Type 3 Modified				
0630	613-D005		3	Each	Adjustment of Manhole				
0640	616-A001	(S)	5,642	Square Yard	Concrete Median and/or Island Pavement, 4-inch				
0650	616-A003	(S)	90	Square Yard	Concrete Median and/or Island Pavement, 10-inch				
0660	618-A001		1	Lump Sum	Maintenance of Traffic	XXXXXXXX	XXX		
0670	619-A1002		8	Mile	Temporary Traffic Stripe, Continuous White				
0680	619-A2002		4	Mile	Temporary Traffic Stripe, Continuous Yellow				

Line No.	Item Code	Adj Code	Quantity	Units	Description	Unit Price		Bid Amount	
0690	619-A3006		6	Mile	Temporary Traffic Stripe, Skip White				
0700	619-A5001		22,000	Linear Feet	Temporary Traffic Stripe, Detail				
0710	619-A6001		380	Linear Feet	Temporary Traffic Stripe, Legend				
0720	619-A6002		400	Square Feet	Temporary Traffic Stripe, Legend				
0730	619-D1001		76	Square Feet	Standard Roadside Construction Signs, Less than 10 Square Feet				
0740	619-D2001		973	Square Feet	Standard Roadside Construction Signs, 10 Square Feet or More				
0750	619-F1001		3,400	Linear Feet	Concrete Median Barrier, Precast				
0760	619-F1002		500	Linear Feet	Portable Median Barrier				
0770	619-F2001		3,400	Linear Feet	Remove and Reset Concrete Median Barrier, Precast				
0780	619-F2002		500	Linear Feet	Remove and Reset Portable Median Barrier				
0790	619-G4001		120	Linear Feet	Barricades, Type III, Single Faced				
0800	619-G4005		84	Linear Feet	Barricades, Type III, Double Faced				

Line No.	Item Code	Adj Code	Quantity	Units	Description	Unit Price		Bid Amount	
0810	619-G4008		24	Linear Feet	Barricades, Type III, Double Faced, Permanent, Red/White				
0820	619-G5001		100	Each	Free Standing Plastic Drums				
0830	619-G7001		7	Each	Warning Lights, Type "B"				
0840	620-A001		1	Lump Sum	Mobilization	XXXXXXXXX	XXX		
0850	627-K001		536	Each	Red-Clear Reflective High Performance Raised Markers				
0860	627-L001		145	Each	Two-Way Yellow Reflective High Performance Raised Markers				
0870	628-I001		1	Mile	6" High Performance Cold Plastic Traffic Stripe, Skip White				
0880	628-J001		1	Mile	6" High Performance Cold Plastic Traffic Stripe, Continuous White				
0890	628-M001		1	Mile	6" High Performance Cold Plastic Traffic Stripe, Continuous Yellow				
0900	630-A001		365	Square Feet	Standard Roadside Signs, Sheet Aluminum, 0.080" Thickness				
0910	630-A002		394	Square Feet	Standard Roadside Signs, Sheet Aluminum, 0.125" Thickness				
0920	630-B001		91	Square Feet	Interstate Directional Signs, Bolted Extruded Aluminum Panels, Ground Mounted				

Line No.	Item Code	Adj Code	Quantity	Units	Description	Unit Price		Bid Amount	
0930	630-B002		1,656	Square Feet	Interstate Directional Signs, Bolted Extruded Aluminum Panels, Overhead Mounted				
0940	630-C001		77	Linear Feet	Steel U-Section Posts, 2.0 lb/ft				
0950	630-C004		573	Linear Feet	Steel U-Section Posts, 3.0 to 3.5 lb/ft				
0960	630-D003		119	Linear Feet	Structural Steel Beams, W6 x 9				
0970	630-E001		103	Pounds	Structural Steel Angles & Bars, 3" x 3" x 1/4" Angles				
0980	630-E004		635	Pounds	Structural Steel Angles & Bars, 7/16" x 2 1/2" Flat Bar				
0990	630-K001		186	Linear Feet	Welded & Seamless Steel Pipe Posts, 3"				
1000	630-K002		32	Linear Feet	Welded & Seamless Steel Pipe Posts, 3 1/2"				
1010	630-K003		208	Linear Feet	Welded & Seamless Steel Pipe Posts, 4"				
1020	635-A001		144	Linear Feet	Vehicle Loop Assemblies				
1030	635-B001		2	Each	Probe Point Detection Units, Paired				
1040	636-A002		3,944	Linear Feet	Shielded Cable				



Line No.	Item Code	Adj Code	Quantity	Units	Description	Unit Price		Bid Amount	
1050	638-A005		2	Each	Loop Detector Amplifier, Card Rack Mounted, 4 Channel				
1060	640-A016		13	Each	Traffic Signal Heads, Type 1 LED				
1070	640-A017		7	Each	Traffic Signal Heads, Type 2 LED				
1080	640-A018		2	Each	Traffic Signal Heads, Type 3 LED				
1090	640-A024		2	Each	Traffic Signal Heads, Type 4 LED				
1100	642-A008		2	Each	Solid State Traffic Actuated Controllers, Type 8A				
1110	644-A001		8	Each	Optical Detector				
1120	644-B001		1,367	Linear Feet	Optical Detector Cable				
1130	644-C002		8	Each	Phase Selector, 4 Channel				
1140	646-A001		1	Lump Sum	Removal of Existing Traffic Signal Equipment	XXXXXXXX	XXX		
1150	647-A005		15	Each	Pullbox, Type 2				
1160	648-A001		2	Each	Radio Interconnect, Installed in New Controller Cabinet				

Line No.	Item Code	Adj Code	Quantity	Units	Description	Unit Price		Bid Amount	
1170	666-B004		528	Linear Feet	Electric Cable, Underground in Conduit, IMSA 20-1, AWG 10, 2 Conductor				
1180	666-B012		325	Linear Feet	Electric Cable, Underground in Conduit, IMSA 20-1, AWG 14, 2 Conductor				
1190	666-B016		1,412	Linear Feet	Electric Cable, Underground in Conduit, IMSA 20-1, AWG 14, 7 Conductor				
1200	668-A018		826	Linear Feet	Traffic Signal Conduit, Underground, Type 4, 2"				
1210	668-A020		81	Linear Feet	Traffic Signal Conduit, Underground, Type 4, 3"				
1220	668-B024		843	Linear Feet	Traffic Signal Conduit, Underground Drilled or Jacked, Rolled Pipe, 2"				
1230	668-B025		257	Linear Feet	Traffic Signal Conduit, Underground Drilled or Jacked, Rolled Pipe, 3"				
1240	668-C003		160	Linear Feet	Traffic Signal Conduit, Aerial Supported, Type 1, 1"				
1250	682-A010		1,482	Linear Feet	Underground Branch Circuit, AWG 10, 4 Conductor				
1260	682-A016		18,868	Linear Feet	Underground Branch Circuit, AWG 2, 4 Conductor				
1270	682-A026		6,920	Linear Feet	Underground Branch Circuit, AWG 4, 4 Conductor				
1280	682-A032		2,443	Linear Feet	Underground Branch Circuit, AWG 6, 4 Conductor				

Line No.	Item Code	Adj Code	Quantity	Units	Description	Unit Price		Bid Amount	
1290	682-A043		175	Linear Feet	Underground Branch Circuit, AWG 3/0, 3 Conductor				
1300	682-B011		398	Linear Feet	Underground Branch Circuit, Jacked or Bored, AWG 10, 4 Conductor				
1310	682-B018		2,888	Linear Feet	Underground Branch Circuit, Jacked or Bored, AWG 2, 4 Conductor				
1320	682-B026		815	Linear Feet	Underground Branch Circuit, Jacked or Bored, AWG 4, 4 Conductor				
1330	682-B032		672	Linear Feet	Underground Branch Circuit, Jacked or Bored, AWG 6, 4 Conductor				
1340	682-C023		4,802	Linear Feet	Structure Mounted Branch Circuit, AWG 4, 4 Conductor				
1350	682-D001		17	Each	Underground Pull Box				
1360	682-D003		2	Each	Structure Mounted Pull Box				
1370	682-E001		13	Each	Underground Junction Box				
1380	682-E002		20	Each	Structure Mounted Junction Box				
1390	682-F001		2	Each	Secondary Power Controllers				
1400	683-B148		52	Each	Lighting Assembly, Low Mast, Type 20-1-0-150				

Line No.	Item Code	Adj Code	Quantity	Units	Description	Unit Price		Bid Amount	
1410	683-B154		32	Each	Lighting Assembly, Low Mast, Type 30-1-0-250				
1420	683-B155		21	Each	Lighting Assembly, Low Mast, Type 30-2-1-250				
1430	683-B168		29	Each	Lighting Assembly, Low Mast, Type 20-2-1-150				
1440	683-B169		20	Each	Lighting Assembly, Low Mast, Type 30-1-6-250				
1450	684-A003		200	Cubic Yard	Pole Foundation, 24" Diameter				
1460	684-B003		80	Linear Feet	Slip Casing, 24" Diameter				
1470	699-A001		1	Lump Sum	Roadway Construction Stakes	XXXXXXXX	XXX		
1480	814-B001	(S)	1	Lump Sum	Painting of Bridge	XXXXXXXX	XXX		
1490	815-A006	(S)	100	Ton	Loose Riprap, Size 100				
1500	815-A009	(S)	792	Ton	Loose Riprap, Size 300				
1510	815-E001	(S)	4,448	Square Yard	Geotextile under Riprap				
1520	815-F002	(S)	129	Ton	Sediment Control Stone				

Line No.	Item Code	Adj Code	Quantity	Units	Description	Unit Price		Bid Amount	
1530	907-225-A001		11	Acre	Grassing				
1540	907-225-B001		12	Ton	Agricultural Limestone				
1550	907-226-A001		6	Acre	Temporary Grassing				
1560	907-230-A044		163	Each	Shrub Planting, Parsons Juniper				
1570	907-230-B006		21	Each	Tree Planting, Muskogee Crape Myrtle				
1580	907-230-B007		90	Each	Tree Planting, Natchez Crape Myrtle				
1590	907-230-B023		20	Each	Tree Planting, Eastern Red Cedar				
1600	907-230-B035		20	Each	Tree Planting, Water Oak				
1610	907-230-B090		20	Each	Tree Planting, Cottonwood				
1620	907-230-B091		20	Each	Tree Planting, Sweet Gum				
1630	907-230-B092		20	Each	Tree Planting, Black Mulberry				
1640	907-230-B093		20	Each	Tree Planting, Honey Locust				

Line No.	Item Code	Adj Code	Quantity	Units	Description	Unit Price		Bid Amount	
1650	907-230-C001		250	Linear Feet	Bed Edging				
1660	907-230-D001		3,000	Square Feet	Bed Preparation				
1670	907-233-A001		38	Cubic Yard	Tree Bark Mulch, Type III				
1680	907-233-A002		29	Cubic Yard	Tree Bark Mulch, Type V				
1690	907-234-D001		10	Each	Inlet Siltation Guard				
1700	907-237-A002		200	Linear Feet	Wattles, 12"				
1710	907-237-A003		440	Linear Feet	Wattles, 20"				
1720	907-245-A001		200	Linear Feet	Triangular Silt Dike				
1730	907-246-A001		240	Linear Feet	Sandbags				
1740	907-304-C001	(GY)	1,098	Cubic Yard	Granular Material, AEA, Class 5, Group C				
1750	907-304-C005	(GY)	12,812	Cubic Yard	Granular Material, AEA, Class 9, Group C				
1760	907-304-F003	(GT)	783	Ton	3/4" and Down Crushed Stone Base				

Line No.	Item Code	Adj Code	Quantity	Units	Description	Unit Price		Bid Amount	
1770	907-307-C003	(M)	22,763	Square Yard	6" Soil-Lime-Water Mixing, Class C				
1780	907-307-D001		307	Ton	Lime				
1790	907-601-A001	(S)	52	Cubic Yard	Class "B" Structural Concrete				
1800	907-601-B003	(S)	170	Cubic Yard	Class "B" Structural Concrete, Minor Structures				
1810	907-617-A001		25	Each	Right-of-Way Marker				
1820	907-626-A003		3	Mile	6" Thermoplastic Traffic Stripe, Skip White				
1830	907-626-G004		32,731	Linear Feet	Thermoplastic Detail Stripe, White				
1840	907-626-G005		14,535	Linear Feet	Thermoplastic Detail Stripe, Yellow				
1850	907-626-H004		1,572	Linear Feet	Thermoplastic Legend, White				
1860	907-626-H005		444	Square Feet	Thermoplastic Legend, White				
1870	907-630-I001		1	Lump Sum	Metal Overhead Sign Supports, Assembly No. 1, Contractor Designed	XXXXXXXXXX	XXX		
1880	907-630-I002		1	Lump Sum	Metal Overhead Sign Supports, Assembly No. 2, Contractor Designed	XXXXXXXXXX	XXX		

Line No.	Item Code	Adj Code	Quantity	Units	Description	Unit Price		Bid Amount	
1890	907-630-I003		1	Lump Sum	Metal Overhead Sign Supports, Assembly No. 3, Contractor Designed	XXXXXXXXXX	XXX		
1900	907-639-A015		1	Each	Traffic Signal Equipment Pole, Type IV, 30' Shaft, 50' Arm				
1910	907-639-A018		2	Each	Traffic Signal Equipment Pole, Type II, 17' Shaft, 65' Arm				
1920	907-639-A020		1	Each	Traffic Signal Equipment Pole, Type IV, 30' Shaft, 60' Arm				
1930	907-639-A026		1	Each	Traffic Signal Equipment Pole, Type IV, 30' Shaft, 45' & 50' Arms				
1940	907-639-A033		1	Each	Traffic Signal Equipment Pole, Type IV, 30' Shaft, 35' & 35' Arms				
1950	907-639-C002		25	Cubic Yard	Pole Foundations, 36" Diameter				
1960	907-639-D001		88	Linear Feet	Slip Casing, 36" Diameter				
1970	907-649-A004		6	Each	Video Detection System, 1 Sensor, Type 2				
1980	907-649-E001		1	Lump Sum	Video Detection Training	XXXXXXXXXX	XXX		
1990	907-682-E001		134	Each	Underground Junction Box With Concrete Pad				
2000	907-831-PP001		1	Lump Sum	Architectural Precast Pieces	XXXXXXXXXX	XXX		
<b>ALTERNATE GROUP AA NUMBER 1</b>									



Line No.	Item Code	Adj Code	Quantity	Units	Description	Unit Price		Bid Amount	
2010	907-403-A001	(BA1)	2,410	Ton	Hot Mix Asphalt, HT, 12.5-mm mixture				
2020	907-403-A002	(BA1)	2,683	Ton	Hot Mix Asphalt, HT, 19-mm mixture				
2030	907-403-A005	(BA1)	697	Ton	Hot Mix Asphalt, HT, 9.5-mm mixture				
2040	907-403-A011	(BA1)	1,153	Ton	Hot Mix Asphalt, ST, 12.5-mm mixture				
2050	907-403-A012	(BA1)	3,478	Ton	Hot Mix Asphalt, ST, 19-mm mixture				
2060	907-403-A015	(BA1)	598	Ton	Hot Mix Asphalt, ST, 9.5-mm mixture				
2070	907-403-B004	(BA1)	500	Ton	Hot Mix Asphalt, MT, 12.5-mm mixture, Leveling				
2080	907-403-D001	(BA1)	5,464	Ton	Hot Mix Asphalt, HT, 12.5-mm mixture, Polymer Modified				
2090	907-403-D004	(BA1)	4,128	Ton	Hot Mix Asphalt, HT, 9.5-mm mixture, Polymer Modified				
<b>ALTERNATE GROUP AA NUMBER 2</b>									
2100	907-403-M001	(BA1)	598	Ton	Warm Mix Asphalt, ST, 9.5-mm mixture				
2110	907-403-M003	(BA1)	1,153	Ton	Warm Mix Asphalt, ST, 12.5-mm mixture				

Line No.	Item Code	Adj Code	Quantity	Units	Description	Unit Price		Bid Amount	
2120	907-403-M004	(BA1)	3,478	Ton	Warm Mix Asphalt, ST, 19-mm mixture				
2130	907-403-M009	(BA1)	697	Ton	Warm Mix Asphalt, HT, 9.5-mm mixture				
2140	907-403-M010	(BA1)	2,410	Ton	Warm Mix Asphalt, HT, 12.5-mm mixture				
2150	907-403-M011	(BA1)	2,683	Ton	Warm Mix Asphalt, HT, 19-mm mixture				
2160	907-403-N006	(BA1)	500	Ton	Warm Mix Asphalt, MT, 12.5-mm mixture, Leveling				
2170	907-403-P001	(BA1)	4,128	Ton	Warm Mix Asphalt, HT, 9.5-mm mixture, Polymer Modified				
2180	907-403-P002	(BA1)	5,464	Ton	Warm Mix Asphalt, HT, 12.5-mm mixture, Polymer Modified				
<b>ALTERNATE GROUP BB NUMBER 1</b>									
2190	907-308-A001		316	Ton	Portland Cement				
2200	907-308-B001	(M)	25,292	Square Yard	Soil-Cement-Water Mixing, Optional Mixers, Base				
2210	907-308-B002	(M)	2,529	Square Yard	Soil-Cement-Water Mixing, Optional Mixers, Design Soil				
<b>ALTERNATE GROUP BB NUMBER 2</b>									
2220	907-311-A003	(M)	27,821	Square Yard	Processing Lime and Fly Ash Treated Course, 6" Thick				

Line No.	Item Code	Adj Code	Quantity	Units	Description	Unit Price		Bid Amount	
2230	907-311-B001		197	Ton	Lime				
2240	907-311-C002		788	Ton	Fly Ash, Class C or F				
<b>Bridge Items</b>									
2250	206-A001	(S)	2,493	Cubic Yard	Structure Excavation				
2260	602-A001	(S)	450,710	Pounds	Reinforcing Steel				
2270	801-A001	(S)	2,454	Cubic Yard	Foundation Excavation for Bridges				
2280	803-A001	(S)	23	Each	Test Pile				
2290	803-B001	(S)	2	Each	Conventional Static Loading Test	5,000.	00	10,000.	00
2300	803-C002	(S)	32,990	Linear Feet	14" x 14" Prestressed Concrete Piling				
2310	803-C003	(S)	15,734	Linear Feet	16" x 16" Prestressed Concrete Piling				
2320	803-I001	(S)	3	Each	PDA Test Pile				
2330	805-A001	(S)	1,551,368	Pounds	Reinforcement				

Line No.	Item Code	Adj Code	Quantity	Units	Description	Unit Price		Bid Amount	
2340	810-A005	(S)	28,510	Pounds	Structural Steel, A 709, Grade 36				
2350	813-A002	(S)	4,773	Linear Feet	Concrete Railing, 32"				
2360	815-D001	(S)	57	Cubic Yard	Concrete Slope Paving				
2370	907-601-A001	(S)	4,164	Cubic Yard	Class "B" Structural Concrete				
2380	907-804-A001	(S)	6,184	Cubic Yard	Bridge Concrete, Class AA				
2390	907-811-D001	(S)	36	Each	Disc Bearing Device				

\*\*\* BID CERTIFICATION \*\*\*

TOTAL BID.....\$\_\_\_\_\_

\*\*\* DBE/WBE SECTION \*\*\*

Complete item nos. 1, 2, and/or 3 as appropriate. See Notice to Bidders addressing Disadvantaged Business Enterprises in Highway Construction.

1. I/We agree that no less than \_\_\_\_\_ percent shall be expended with small business concerns owned and controlled by socially and economically disadvantaged individuals (DBE and WBE).
2. Classification of Bidder: Small Business (DBE)\_\_\_\_\_ Small Business (WBE)\_\_\_\_\_
3. A joint venture with a Small Business (DBE/WBE): \_\_\_\_\_

\*\*\* SIGNATURE STATEMENT \*\*\*

BIDDER ACKNOWLEDGES THAT HE/SHE HAS CHECKED ALL ITEMS IN THIS PROPOSAL FOR ACCURACY AND CERTIFIED THAT THE FIGURES SHOWN THEREIN CONSTITUTE THEIR OFFICIAL BID.

\_\_\_\_\_  
BIDDER'S SIGNATURE

\_\_\_\_\_  
BIDDER'S COMPANY

\_\_\_\_\_  
BIDDER'S FEDERAL TAX ID NUMBER

**CONDITIONS FOR COMBINATION BID**

If a bidder elects to submit a combined bid for two or more of the contracts listed for this month's letting, the bidder must complete and execute these sheets of the proposal in each of the individual proposals to constitute a combination bid. In addition to this requirement, each individual contract shall be completed, executed and submitted in the usual specified manner.

Failure to execute this Combination Bid Proposal in each of the contracts combined will be just cause for each proposal to be received and evaluated as a separate bid.

\*\*\*\*\*

**COMBINATION BID PROPOSAL**

I. This proposal is tendered as one part of a Combination Bid Proposal utilizing option \_\_\_\* of Subsection 102.11 on the following contracts:

\* Option to be shown as either (a), (b), or (c).

<u>Project No.</u>	<u>County</u>	<u>Project No.</u>	<u>County</u>
1. _____	_____	6. _____	_____
2. _____	_____	7. _____	_____
3. _____	_____	8. _____	_____
4. _____	_____	9. _____	_____
5. _____	_____	10. _____	_____

A. If option (a) has been selected, then go to II, and sign Combination Bid Proposal.

B. If option (b) has been selected, then complete the following, go to II, and sign Combination Bid Proposal.

SECTION 905 - COMBINATION BID PROPOSAL (Continued)

Project Number	Pay Item Number	Unit	Unit Price Reduction	Total Item Reduction	Total Contract Reduction
1. _____	_____ _____	_____ _____	_____ _____	_____ _____	
2. _____	_____ _____	_____ _____	_____ _____	_____ _____	
3. _____	_____ _____	_____ _____	_____ _____	_____ _____	
4. _____	_____ _____	_____ _____	_____ _____	_____ _____	
5. _____	_____ _____	_____ _____	_____ _____	_____ _____	
6. _____	_____ _____	_____ _____	_____ _____	_____ _____	
7. _____	_____ _____	_____ _____	_____ _____	_____ _____	
8. _____	_____ _____	_____ _____	_____ _____	_____ _____	

SECTION 905 - COMBINATION BID PROPOSAL (Continued)

Project Number	Pay Item Number	Unit	Unit Price Reduction	Total Item Reduction	Total Contract Reduction
9. _____	_____ _____	_____ _____	_____ _____	_____ _____	
10. _____	_____ _____	_____ _____	_____ _____	_____ _____	

C. If option (c) has been selected, then initial and complete one of the following, go to II. and sign Combination Bid Proposal.

\_\_\_\_\_ I (We) desire to be awarded work not to exceed a total monetary value of \$ \_\_\_\_\_.

\_\_\_\_\_ I (We) desire to be awarded work not to exceed \_\_\_\_\_ number of contracts.

II. It is understood that the Mississippi Transportation Commission not only reserves the right to reject any and all proposals, but also the right to award contracts upon the basis of lowest separate bids or combination bids most advantageous to the State.

It is further understood and agreed that the Combination Bid Proposal is for comparison of bids only and that each contract shall operate in every respect as a separate contract in accordance with its proposal and contract documents.

I (We), the undersigned, agree to complete each contract on or before its specified completion date.

SIGNED \_\_\_\_\_  
 \_\_\_\_\_  
 \_\_\_\_\_



**Certification with regard to the Performance of Previous  
Contracts or Subcontracts subject to the Equal Opportunity  
Clause and the filing of Required Reports**

The Bidder \_\_\_\_\_, proposed Subcontractor \_\_\_\_\_, hereby certifies that he has \_\_\_\_\_, has not \_\_\_\_\_, participated in a previous contract or subcontract subject to the Equal Opportunity Clause, as required by Executive Orders 10925, 11114, or 11246, and that he has \_\_\_\_\_, has not \_\_\_\_\_, filed with the Joint Reporting Committee, the Director of the Office of Federal Contract Compliance, a Federal Government contracting or administering agency, or the former President's Committee on Equal Employment Opportunity, all reports due under the applicable filing requirements.

\_\_\_\_\_  
(COMPANY)

BY \_\_\_\_\_

\_\_\_\_\_  
(TITLE)

DATE: \_\_\_\_\_

NOTE: The above certification is required by the Equal Employment Opportunity Regulations of the Secretary of Labor (41 CFR 60-1.7 (b) (1)), and must be submitted by bidders and proposed subcontractors only in connection with contracts and subcontracts which are subject to the Equal Opportunity Clause. Contracts and Subcontracts which are exempt from the Equal Opportunity Clause are set forth in 41 CFR 60-1.5. (Generally only contracts or subcontracts of \$10,000 or under are exempt.)

Currently, Standard Form 100 (EEO-1) is the only report required by the Executive Orders or their implementing regulations.

Proposed prime Contractors and Subcontractors who have participated in a previous contract or subcontract subject to the Executive orders and have not filed the required reports should note that 41 CFR 60-1.7 (b) (1) prevents the award of contracts and subcontracts unless such Contractors submit a report covering the delinquent period or such other period specified by the Federal Highway Administration or by the Director, Office of Federal Contract Compliance, U. S. Department of Labor.

# MISSISSIPPI DEPARTMENT OF TRANSPORTATION

## CERTIFICATION (Execute in duplicate)

I, \_\_\_\_\_,  
(Name of person signing certification)

individually, and in my capacity as \_\_\_\_\_ of  
(Title)

\_\_\_\_\_ do hereby certify under  
(Name of Firm, Partnership, or Corporation)

penalty of perjury under the laws of the United States and the State of Mississippi that \_\_\_\_\_

\_\_\_\_\_, Bidder  
(Name of Firm, Partnership, or Corporation)

on Project No. **NH-0009-01(113) / 102942301**,

in **Adams** County(ies), Mississippi, has not either

directly or indirectly entered into any agreement, participated in any collusion; or otherwise taken any action in restraint of free competitive bidding in connection with this contract; nor have any of its corporate officers or principal owners.

Except as noted hereafter, it is further certified that said legal entity and its corporate officers, principal owners, managers, auditors and others in a position of administering federal funds:

- a) Are not presently debarred, suspended, proposed for debarment, declared ineligible, or voluntarily excluded from covered transactions by any Federal department or agency;
- b) Have not within a three-year period preceding this proposal been convicted of or had a civil judgment rendered against them for commission of fraud or a criminal offense in connection with obtaining, attempting to obtain, or performing a public (Federal, State or local) transaction or contract under a public transaction; violation of Federal or State antitrust statutes or commission of embezzlement, theft, forgery, bribery, falsification or destruction of records, making false statements, or receiving stolen property;
- c) Are not presently indicted for or otherwise criminally or civilly charged by a governmental entity (Federal, State or local) with commission of any of the offenses enumerated in (b) above; and
- d) Have not within a three-year period preceding this application/ proposal had one or more public transactions (Federal, State or local) terminated for cause or default.

Initial here "\_\_\_\_\_" if exceptions are attached and made a part thereof. Any exceptions shall address to whom it applies, initiating agency and dates of such action.

Note: Exceptions will not necessarily result in denial of award but will be considered in determining bidder responsibility. Providing false information may result in criminal prosecution or administrative sanctions.

The bidder further certifies that the certification requirements contained in Section XI of Form FHWA 1273, will be or have been included in all subcontracts, material supply agreements, purchase orders, etc. except those procurement contracts for goods or services that are expected to be less than the Federal procurement small purchase threshold fixed at 10 U.S.C. 2304(g) and 41 U.S.C. 253(g) (currently \$25,000) which are excluded from the certification requirements.

The bidder further certifies, to the best of his or her knowledge and belief, that:

- 1) No Federal appropriated funds have been paid or will be paid to any person for influencing or attempting to influence an officer or employee of any Federal agency, a Member of Congress, an officer or employee of Congress, or an employee of a Member of Congress in connection with the awarding of any Federal contract, the making of any Federal grant, the making of any Federal loan, the entering into of any cooperative agreement, and the extension, continuation, renewal, amendment, or modification of any Federal contract, grant, loan, or cooperative agreement.
- 2) If any funds other than Federal appropriated funds have been paid or will be paid to any person for influencing or attempting to influence an officer or employee of any Federal agency, a Member of Congress, an officer or employee of Congress, or an employee of a Member of Congress in connection with this contract, Standard Form-LLL, "Disclosure Form to Report Lobbying," in accordance with its instructions will be completed and submitted.

The certification contained in (1) and (2) above is a material representation of fact upon which reliance is placed and a prerequisite imposed by Section 1352, Title 31, U.S. Code prior to entering into this contract. Failure to comply shall be subject to a civil penalty of not less than \$10,000 and not more than \$100,000. The bidder shall include the language of the certification in all subcontracts exceeding \$100,000 and all subcontractors shall certify and disclose accordingly.

All of the foregoing and attachments (when indicated) is true and correct.

Executed on \_\_\_\_\_  
Signature

**MISSISSIPPI DEPARTMENT OF TRANSPORTATION**

CERTIFICATION  
(Execute in duplicate)

I, \_\_\_\_\_,  
(Name of person signing certification)

individually, and in my capacity as \_\_\_\_\_ of  
(Title)

\_\_\_\_\_ do hereby certify under  
(Name of Firm, Partnership, or Corporation)

penalty of perjury under the laws of the United States and the State of Mississippi that \_\_\_\_\_  
\_\_\_\_\_, Bidder  
(Name of Firm, Partnership, or Corporation)

on Project No. **NH-0009-01(113) / 102942301**

in **Adams** County(ies), Mississippi, has not either

directly or indirectly entered into any agreement, participated in any collusion; or otherwise taken any action in restraint of free competitive bidding in connection with this contract; nor have any of its corporate officers or principal owners.

Except as noted hereafter, it is further certified that said legal entity and its corporate officers, principal owners, managers, auditors and others in a position of administering federal funds:

- a) Are not presently debarred, suspended, proposed for debarment, declared ineligible, or voluntarily excluded from covered transactions by any Federal department or agency;
- b) Have not within a three-year period preceding this proposal been convicted of or had a civil judgment rendered against them for commission of fraud or a criminal offense in connection with obtaining, attempting to obtain, or performing a public (Federal, State or local) transaction or contract under a public transaction; violation of Federal or State antitrust statutes or commission of embezzlement, theft, forgery, bribery, falsification or destruction of records, making false statements, or receiving stolen property;
- c) Are not presently indicted for or otherwise criminally or civilly charged by a governmental entity (Federal, State or local) with commission of any of the offenses enumerated in (b) above; and
- d) Have not within a three-year period preceding this application/ proposal had one or more public transactions (Federal, State or local) terminated for cause or default.

Initial here "\_\_\_\_\_" if exceptions are attached and made a part thereof. Any exceptions shall address to whom it applies, initiating agency and dates of such action.

Note: Exceptions will not necessarily result in denial of award but will be considered in determining bidder responsibility. Providing false information may result in criminal prosecution or administrative sanctions.

The bidder further certifies that the certification requirements contained in Section XI of Form FHWA 1273, will be or have been included in all subcontracts, material supply agreements, purchase orders, etc. except those procurement contracts for goods or services that are expected to be less than the Federal procurement small purchase threshold fixed at 10 U.S.C. 2304(g) and 41 U.S.C. 253(g) (currently \$25,000) which are excluded from the certification requirements.

The bidder further certifies, to the best of his or her knowledge and belief, that:

- 1) No Federal appropriated funds have been paid or will be paid to any person for influencing or attempting to influence an officer or employee of any Federal agency, a Member of Congress, an officer or employee of Congress, or an employee of a Member of Congress in connection with the awarding of any Federal contract, the making of any Federal grant, the making of any Federal loan, the entering into of any cooperative agreement, and the extension, continuation, renewal, amendment, or modification of any Federal contract, grant, loan, or cooperative agreement.
- 2) If any funds other than Federal appropriated funds have been paid or will be paid to any person for influencing or attempting to influence an officer or employee of any Federal agency, a Member of Congress, an officer or employee of Congress, or an employee of a Member of Congress in connection with this contract, Standard Form-LLL, "Disclosure Form to Report Lobbying," in accordance with its instructions will be completed and submitted.

The certification contained in (1) and (2) above is a material representation of fact upon which reliance is placed and a prerequisite imposed by Section 1352, Title 31, U.S. Code prior to entering into this contract. Failure to comply shall be subject to a civil penalty of not less than \$10,000 and not more than \$100,000. The bidder shall include the language of the certification in all subcontracts exceeding \$100,000 and all subcontractors shall certify and disclose accordingly.

All of the foregoing and attachments (when indicated) is true and correct.

Executed on \_\_\_\_\_  
Signature

**S E C T I O N   9 0 2**

CONTRACT FOR   NH-0009-01(113) / 102942301  

LOCATED IN THE COUNTY(IES) OF   Adams  

STATE OF MISSISSIPPI,  
COUNTY OF HINDS

This contract entered into by and between the Mississippi Transportation Commission on one hand, and the undersigned contractor, on the other witnesseth;

That, in consideration of the payment by the Mississippi Transportation Commission of the prices set out in the proposal hereto attached, to the undersigned contractor, such payment to be made in the manner and at the time of times specified in the specifications and the special provisions, if any, the undersigned contractor hereby agrees to accept the prices stated in the proposal in full compensation for the furnishing of all materials and equipment and the executing of all the work contemplated in this contract.

It is understood and agreed that the advertising according to law, the Advertisement, the instructions to bidders, the proposal for the contract, the specifications, the revisions of the specifications, the special provisions, and also the plans for the work herein contemplated, said plans showing more particularly the details of the work to be done, shall be held to be, and are hereby made a part of this contract by specific reference thereto and with like effect as if each and all of said instruments had been set out fully herein in words and figures.

It is further agreed that for the same consideration the undersigned contractor shall be responsible for all loss or damage arising out of the nature of the work aforesaid; or from the action of the elements and unforeseen obstructions or difficulties which may be encountered in the prosecution of the same and for all risks of every description connected with the work, exceptions being those specifically set out in the contract; and for faithfully completing the whole work in good and workmanlike manner according to the approved Plans, Specifications, Special Provisions, Notice(s) to Bidders and requirements of the Mississippi Department of Transportation.

It is further agreed that the work shall be done under the direct supervision and to the complete satisfaction of the Executive Director of the Mississippi Department of Transportation, or his authorized representatives, and when Federal Funds are involved subject to inspection at all times and approval by the Federal Highway Administration, or its agents as the case may be, or the agents of any other Agency whose funds are involved in accordance with those Acts of the Legislature of the State of Mississippi approved by the Governor and such rules and regulations issued pursuant thereto by the Mississippi Transportation Commission and the authorized Federal Agencies.

The Contractor agrees that all labor as outlined in the Special Provisions may be secured from list furnished by

It is agreed and understood that each and every provision of law and clause required by law to be inserted in this contract shall be deemed to be inserted herein and this contract shall be read and enforced as though it were included herein, and, if through mere mistake or otherwise any such provision is not inserted, then upon the application of either party hereto, the contract shall forthwith be physically amended to make such insertion.

The Contractor agrees that he has read each and every clause of this Contract, and fully understands the meaning of same and that he will comply with all the terms, covenants and agreements therein set forth.

Witness our signatures this the \_\_\_\_\_ day of \_\_\_\_\_, \_\_\_\_\_.

\_\_\_\_\_  
Contractor (s)

By \_\_\_\_\_

MISSISSIPPI TRANSPORTATION COMMISSION

Title \_\_\_\_\_

By \_\_\_\_\_

Signed and sealed in the presence of:  
(names and addresses of witnesses)

Executive Director

\_\_\_\_\_  
Secretary to the Commission

Award authorized by the Mississippi Transportation Commission in session on the \_\_\_\_ day of \_\_\_\_\_, \_\_\_\_\_, Minute Book No. \_\_\_\_\_, Page No. \_\_\_\_\_.

**S E C T I O N 9 0 3**  
**PERFORMANCE AND PAYMENT BOND**

CONTRACT BOND FOR: NH-0009-01(113) / 102942301

LOCATED IN THE COUNTY(IES) OF: Adams

STATE OF MISSISSIPPI,

COUNTY OF HINDS

Know all men by these presents: that we, \_\_\_\_\_  
( Contractor )

\_\_\_\_\_ Principal, a \_\_\_\_\_

residing at \_\_\_\_\_ in the State of \_\_\_\_\_

and \_\_\_\_\_  
( Surety )

residing at \_\_\_\_\_ in the State of \_\_\_\_\_,

authorized to do business in the State of Mississippi, under the laws thereof, as surety, are held and firmly bound unto the State of Mississippi in the sum of \_\_\_\_\_

(\$\_\_\_\_\_ ) Dollars, lawful money of the United States of America, to be paid to it for which payment well and truly to be made, we bind ourselves, our heirs, administrators, successors, or assigns jointly and severally by these presents.

Signed and sealed this the \_\_\_\_ day of \_\_\_\_\_ A.D. \_\_\_\_\_.

The conditions of this bond are such, that whereas the said \_\_\_\_\_

principal, has (have) entered into a contract with the Mississippi Transportation Commission, bearing the date of \_\_\_\_\_ day of \_\_\_\_\_ A.D. \_\_\_\_\_ hereto annexed, for the construction of certain projects(s) in the State of Mississippi as mentioned in said contract in accordance with the Contract Documents therefor, on file in the offices of the Mississippi Department of Transportation, Jackson, Mississippi.

Now therefore, if the above bounden \_\_\_\_\_  
\_\_\_\_\_ in all things shall stand to and abide by and well and truly observe, do keep and perform all and singular the terms, covenants, conditions, guarantees and agreements in said contract, contained on his (their) part to be observed, done, kept and performed and each of them, at the time and in the manner and form and furnish all of the material and equipment specified in said contract in strict accordance with the terms of said contract which said plans, specifications and special provisions are included in and form a part of said contract and shall maintain the said work contemplated until its final completion and acceptance as specified in Subsection 109.11 of the approved specifications, and save harmless said Mississippi Transportation Commission from any loss or damage arising out of or occasioned by the negligence, wrongful or criminal act, overcharge, fraud, or any other loss or damage whatsoever, on the part of said principal (s), his (their) agents, servants, or employees in

**SECTION 903 - CONTINUED**

the performance of said work or in any manner connected therewith, and shall be liable and responsible in a civil action instituted by the State at the instance of the Mississippi Transportation Commission or any officer of the State authorized in such cases, for double any amount in money or property, the State may lose or be overcharged or otherwise defrauded of, by reason of wrongful or criminal act, if any, of the Contractor(s), his (their) agents or employees, and shall promptly pay the said agents, servants and employees and all persons furnishing labor, material, equipment or supplies therefor, including premiums incurred, for Surety Bonds, Liability Insurance, and Workmen's Compensation Insurance; with the additional obligation that such Contractor shall promptly make payment of all taxes, licenses, assessments, contributions, damages, any liquidated damages which may arise prior to any termination of said principal's contract, any liquidated damages which may arise after termination of the said principal's contract due to default on the part of said principal, penalties and interest thereon, when and as the same may be due this state, or any county, municipality, board, department, commission or political subdivision: in the course of the performance of said work and in accordance with Sections 31-5-51 et seq. Mississippi Code of 1972, and other State statutes applicable thereto, and shall carry out to the letter and to the satisfaction of the Executive Director of the Mississippi Department of Transportation, all, each and every one of the stipulations, obligations, conditions, covenants and agreements and terms of said contract in accordance with the terms thereof and all of the expense and cost and attorney's fee that may be incurred in the enforcement of the performance of said contract, or in the enforcement of the conditions and obligations of this bond, then this obligation shall be null and void, otherwise to be and remain in full force and virtue.

Witness our signatures and seals this the \_\_\_\_\_ day of \_\_\_\_\_ A.D. \_\_\_\_\_.

_____	_____
(Contractors) Principal	Surety
By _____	By _____
	(Signature) Attorney in Fact
	Address _____
	_____
Title _____	_____
(Contractor's Seal)	(Printed) MS Agent
	_____
	(Signature) MS Agent
	Address _____
	_____
	_____
	(Surety Seal)
	_____
	Mississippi Insurance ID Number





# BID BOND

KNOW ALL MEN BY THESE PRESENTS, that we \_\_\_\_\_  
Contractor

\_\_\_\_\_  
Address

\_\_\_\_\_  
City, State ZIP

as Principal, hereinafter called the Principal, and \_\_\_\_\_  
Surety

a corporation duly organized under the laws of the state of \_\_\_\_\_

as Surety, hereinafter called the Surety, are held and firmly bound unto State of Mississippi, Jackson, Mississippi

As Obligee, hereinafter called Obligee, in the sum of **Five Per Cent (5%) of Amount Bid**  
Dollars (\$ \_\_\_\_\_)

for the payment of which sum will and truly to be made, the said Principal and said Surety, bind ourselves, our heirs, executors, administrators, successors and assigns, jointly and severally, firmly by these presents.

WHEREAS, the Principal has submitted a bid for **Construction necessary to make improvement to the intersection of U.S. Highway 61 and Catherine Devereux Road, known as Federal Aid Project No. NH-0009-01(113) / 102942301, in the County of Adams, State of Mississippi.**

NOW THEREFORE, the condition of this obligation is such that if the aforesaid Principal shall be awarded the contract, the said Principal will, within the time required, enter into a formal contract and give a good and sufficient bond to secure the performance of the terms and conditions of the contract, then this obligation to be void; otherwise the Principal and Surety will pay unto the Obligee the difference in money between the amount of the bid of the said Principal and the amount for which the Obligee legally contracts with another party to perform the work if the latter amount be in excess of the former, but in no event shall liability hereunder exceed the penal sum hereof.

Signed and sealed this \_\_\_\_\_ day of \_\_\_\_\_, 20\_\_\_\_

\_\_\_\_\_  
(Principal) (Seal)

\_\_\_\_\_  
(Witness)

By: \_\_\_\_\_  
(Name) (Title)

\_\_\_\_\_  
(Surety) (Seal)

\_\_\_\_\_  
(Witness)

By: \_\_\_\_\_  
(Attorney-in-Fact)

\_\_\_\_\_  
MS Agent

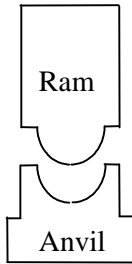
\_\_\_\_\_  
Mississippi Insurance ID Number

## MISSISSIPPI DEPARTMENT OF TRANSPORTATION PILE AND DRIVING EQUIPMENT DATA FORM


Project No.: \_\_\_\_\_ Bridge No.: \_\_\_\_\_

Termini: \_\_\_\_\_ Pile Driving Contractor: \_\_\_\_\_


County: \_\_\_\_\_



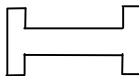
Manufacture: \_\_\_\_\_ Model No.: \_\_\_\_\_  
 Hammer Type: \_\_\_\_\_ Serial No.: \_\_\_\_\_  
 Manufacturers Maximum Rated Energy: \_\_\_\_\_ (Kip-ft.)  
**Hammer** Stroke at Maximum Rated Energy: \_\_\_\_\_ (ft.)  
 Range in Operating Energy: \_\_\_\_\_ to \_\_\_\_\_ (Kip-ft.)  
 Range in Operating Stroke: \_\_\_\_\_ to \_\_\_\_\_ (ft.)  
 Modifications: \_\_\_\_\_  
 \_\_\_\_\_




**Striker** Weight: \_\_\_\_\_ (N) Diameter: \_\_\_\_\_ (in.)  
**Plate** Thickness: \_\_\_\_\_ (mm)



	<u>Material #1</u>	<u>Material #2</u>
	Name: _____	Name: _____
<b>Hammer</b>	Area: _____ (in. <sup>2</sup> )	Area: _____ (in. <sup>2</sup> )
<b>Cushion</b>	Thickness/Plate: _____ (in.)	Thickness/Plate: _____ (in.)
	No. of Plates: _____	No. of Plates: _____
	Total Thickness of Hammer Cushion: _____ (in.)	



**Helmet**  
**(Drive Head)** Weight: \_\_\_\_\_ (lbs.)



**Pile** Material: \_\_\_\_\_  
**Cushion** Area: \_\_\_\_\_ (in.<sup>2</sup>) Total Thickness: \_\_\_\_\_ (in.)



**Pile**

**Submitted By:** \_\_\_\_\_ **Date:** \_\_\_\_\_  
**Telephone No.:** \_\_\_\_\_

OCR-485  
REV. 3/08

**MISSISSIPPI DEPARTMENT OF TRANSPORTATION  
OFFICE OF CIVIL RIGHTS  
JACKSON, MISSISSIPPI  
LIST OF FIRMS SUBMITTING QUOTES**

I/we received quotes from the following firms on Project No: **NH-0009-01(113) / 102942301**  
County: **Adams**

Disadvantaged Business Enterprise (DBE) Regulations as stated in 49 CFR 26.11 require the Mississippi Department of Transportation (MDOT) to create and maintain a comprehensive list of all firms quoting/bidding subcontracts on prime contracts and quoting/bidding subcontracts on federally-funded transportation projects. For every firm, we require the following information:

Firm Name: \_\_\_\_\_  
Contact Name/Title: \_\_\_\_\_  
Firm Mailing Address \_\_\_\_\_  
Phone Number: \_\_\_\_\_  
\_\_\_\_\_ DBE Firm \_\_\_\_\_ Non-DBE Firm

Firm Name: \_\_\_\_\_  
Contact Name/Title: \_\_\_\_\_  
Firm Mailing Address \_\_\_\_\_  
Phone Number: \_\_\_\_\_  
\_\_\_\_\_ DBE Firm \_\_\_\_\_ Non-DBE Firm

Firm Name: \_\_\_\_\_  
Contact Name/Title: \_\_\_\_\_  
Firm Mailing Address \_\_\_\_\_  
Phone Number: \_\_\_\_\_  
\_\_\_\_\_ DBE Firm \_\_\_\_\_ Non-DBE Firm

Firm Name: \_\_\_\_\_  
Contact Name/Title: \_\_\_\_\_  
Firm Mailing Address \_\_\_\_\_  
Phone Number: \_\_\_\_\_  
\_\_\_\_\_ DBE Firm \_\_\_\_\_ Non-DBE Firm

Firm Name: \_\_\_\_\_  
Contact Name/Title: \_\_\_\_\_  
Firm Mailing Address \_\_\_\_\_  
Phone Number: \_\_\_\_\_  
\_\_\_\_\_ DBE Firm \_\_\_\_\_ Non-DBE Firm

\_\_\_\_\_  
**SUBMITTED BY (Signature)**

\_\_\_\_\_  
**FIRM NAME**

Submit this form to **Contract Administration as a part of your bid package**. If this form is not **signed** and included as part of the bid packet, your bid will be deemed irregular. For further information about this form, call Mississippi DOT's Office of Civil Rights at (601) 359-7466; FAX (601) 576-4504.  
**Please make copies of this form when needed and also add those copies to the bid package.**