

STATE OF MISSISSIPPI
MISSISSIPPI DEPARTMENT OF TRANSPORTATION

PLAN OF PROPOSED DISTRICT 5 WAREHOUSE 2017 STATE PROJECT NO(S) BWO-5231-51(001), LWO-5001-51(008)

NEWTON COUNTY

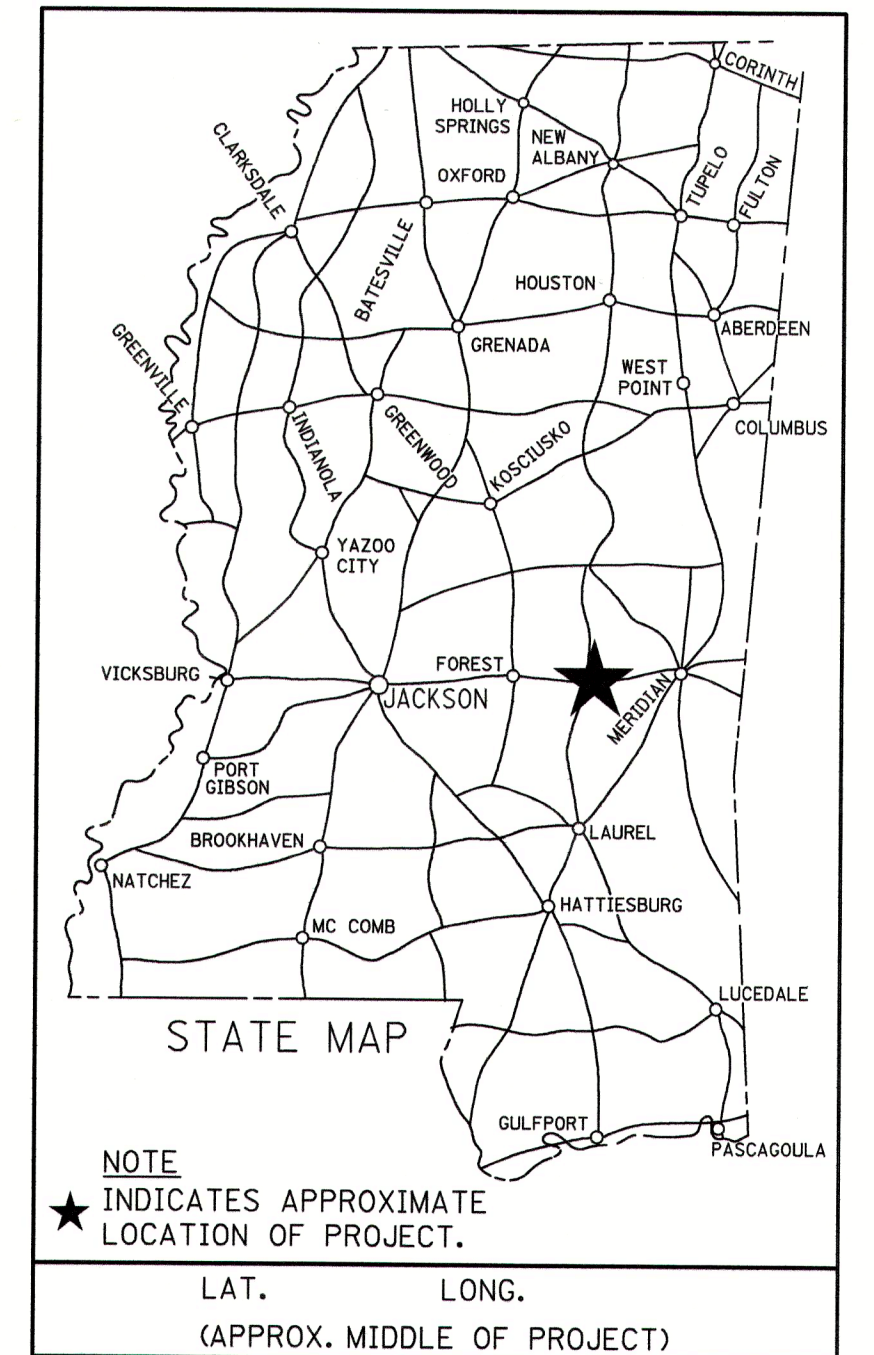
FMS. CONST. NO.
503006/301000
503006/302000

NEW WAREHOUSE BUILDING
7759 HWY 80 WEST

SCALES
PLAN: 1 IN. = 100 FT.




STATE	PROJECT NUMBER	SHEET NO.
MISSISSIPPI	BWO-5231-51(001), LWO-5001-51(008)	1




JBHM
Architecture

Architectural



NEEL-SCHAFFER
Solutions you can build upon

Civil



Structural Design Group

Structural



GSK
MECHANICAL

Mechanical / Plumbing



Schultz & Wynne
Consulting Electrical Engineers
A PROFESSIONAL ASSOCIATION

Electrical

PERMITS ACQUIRED BY MDOT		
WETLANDS AND WATERS PERMITS (NECESSARY FOR ULTIMATE IMPROVEMENTS ONLY):		
	WATERS	WETLANDS
NATIONWIDE #14	N	N
NATIONWIDE (OTHER)*	N	N
GENERAL*	N	N
INDIVIDUAL (404)*	N	N
* ACQUISITION OF PERMITS FOR TEMPORARY IMPACTS DURING CONSTRUCTION ARE THE RESPONSIBILITY OF THE CONTRACTOR		
STORMWATER PERMIT	S	
Y	REQUIRED CNCI SUBMITTED BY MDOT (DISTURBED AREA = 5 ACRES)	
S	REQUIRED SCNOI TO BE SUBMITTED BY CONTRACTOR (1 TO 4.99 ACRES)	
N	NO STORMWATER PERMIT REQUIRED (<1 ACRE)	
APPROVED BY: _____		

CONVENTIONAL SYMBOLS

- COUNTY LINE
- TOWN CORPORATION LINE
- SECTION LINE
- EXISTING ROAD OR TRAVELED WAY - - - - -
- PROPOSED ROAD OR TRAVELED WAY _____
- RAILROAD
- SURVEY LINE
- BRIDGES

P S & E DATE: 8/11/2017

APPROVED: _____

DEPUTY EXECUTIVE DIRECTOR / CHIEF ENGINEER

EXECUTIVE DIRECTOR

STATE	PROJECT NO.
MISS.	BWO-5231-51(001)
MISS.	LWO-5001-51(008)

Materials Referencing - (List is not all inclusive)

Division 03 - Concrete	
Key Value	Keynote Text
03 30 00.A1	Reinforced Concrete
03 30 00.A2	Concrete Slab
03 30 00.A5	Concrete Footing See Structural
03 30 00.A12	Concrete Steps
03 30 00.B6	Welded Wire Mesh
03 30 00.C7	Rebar
03 30 00.C8	Laminated Moisture Barrier
03 30 00.D1	Concrete Ramp
03 30 00.K8	Concrete Smooth Rubbed

Division 05 - Metals	
Key Value	Keynote Text
05 50 00.A1	Steel Plate
05 50 00.A2	Steel Tube
05 50 00.A5	Steel Angle (See Structural)
05 50 00.A13	Steel Angle
05 50 00.L2	Steel Bollard
05 51 00.A1	Metal Pan Stair
05 52 13.A1	Steel Handrail
05 52 13.C1	Wall Rail
05 52 13.C2	Guardrail
05 52 13.C3	Hand Rail
05 52 13.D1	1-1/2" Diam. Steel Tube

Division 6 - Woods/ Plastics	
Key Value	Keynote Text
06 10 00.B6	2X12
06 10 00.C10	Treated 2X8
06 10 00.E2	Wood Blocking
06 11 00.D2	2X4 Framing @ 16" O.C.
06 11 00.D5	2X4 Studs @ 16" O.C.
06 22 00.A9	1X12 Wood Trim
06 41 00.A0	Millwork
06 41 16.A1	Plastic Laminate
06 41 16.A3	Plastic Laminate Countertop
06 41 16.A4	Plastic Laminate Backsplash
06 41 16.B1	Base Cabinet
06 41 16.B2	Wall Cabinet
06 41 16.B4	Melamine Shelves Adjustable
06 41 16.C2	Drawer Guides
06 41 16.C3	Pulls
06 41 16.C7	Standards and Brackets

Division 7 - Thermal/ Moisture	
Key Value	Keynote Text
07 42 13.A8	Flashing
07 92 00.A1	Sealant
07 92 00.A5	Caulk
07 92 00.B1	Caulk & Backer Rod
07 92 00.B2	Backer Rod & Sealant

Division 8 - Doors/ Windows	
Key Value	Keynote Text
08 11 13.A0	Metal Door
08 11 13.A1	Hollow Metal Frame
08 11 13.A5	Jamb Anchor (3 Ea. Side)
08 11 13.A6	1/2"x1/2" Glazing Stop
08 33 23	Overhead Coiling Door
08 33 23.A1	Coiling Door Guide
08 41 13.A3	Aluminum Frame
08 80 00.A4	1" Insulated Glass
08 80 00.D1	1/4" Tempered Glass

Division 9 - Finishes	
Key Value	Keynote Text
09 22 16.13.B1	2 1/2" Metal Studs
09 22 16.13.D3	3 5/8" Metal Studs @ 16" O.C.
09 29 00.A4	5/8" Gypsum Board
09 29 00.H1	Corner Bead
09 30 13.C2	Marble Threshold
09 51 00	Acoustical Ceilings
09 51 23.A0	Acoustical Lay-In Ceiling
09 65 00.B4	Cove Base
09 91 00.A1	Paint
09 91 00.A2	Semi-Gloss Paint Finish

Division 10 - Specialties	
Key Value	Keynote Text
10 11 16	Markerboard
10 11 23	Tackboard
10 28 00.A1	Mirror
10 28 00.A4	Paper Towel Dispenser
10 28 00.A5	Toilet Tissue Dispenser
10 28 00.A6	Grab Bar
10 73 16.A2	Rod Suspended Aluminum Canopy
10 73 16.A5	Aluminum Beam
10 73 16.A6	Flashing
10 73 16.A7	Rear Clip Angle
10 73 16.A8	Lag Bolt
10 73 16.A9	Rolled Formed Aluminum Canopy
10 73 16.B1	Adjustment Rod
10 73 16.B2	Front Clip Angle
10 73 16.B3	Hanger Pipe
10 73 16.B5	Gutter
10 73 16.B6	Eye Bolt with Washers

Division 11 - Equipment	
Key Value	Keynote Text
11 13 13	Loading Dock Bumper

Division 13 - Special Construction	
Key Value	Keynote Text
13 34 19.A1	Metal Building Column
13 34 19.A4	Gable Angle
13 34 19.A5	Rigid Frame
13 34 19.A6	Steel Beam
13 34 19.B1	Wall Panel
13 34 19.B3	Roof Panel
13 34 19.C1	Z-Purlin
13 34 19.C2	Girt
13 34 19.C7	8 1/2" Bypass Girt
13 34 19.C8	Eave Strut
13 34 19.C9	Base Angle
13 34 19.C10	'C' Channel
13 34 19.D4	Base Flashing
13 34 19.D5	Gutter
13 34 19.D6	Downspout
13 34 19.D8	Rake Trim
13 34 19.D11	Jamb Trim
13 34 19.D12	Flashing
13 34 19.D13	Corner Trim
13 34 19.D14	Eave Flashing
13 34 19.D15	Sill Flashing

Division 22 - Plumbing	
Key Value	Keynote Text
22 13 16.A2	Floor Drain
22 40 00.A20	Sink

Division 23 - Mechanical/ HVAC	
Key Value	Keynote Text
23 00 00.A0	Mechanical Equipment (See Mech)

Division 26 - Electrical	
Key Value	Keynote Text

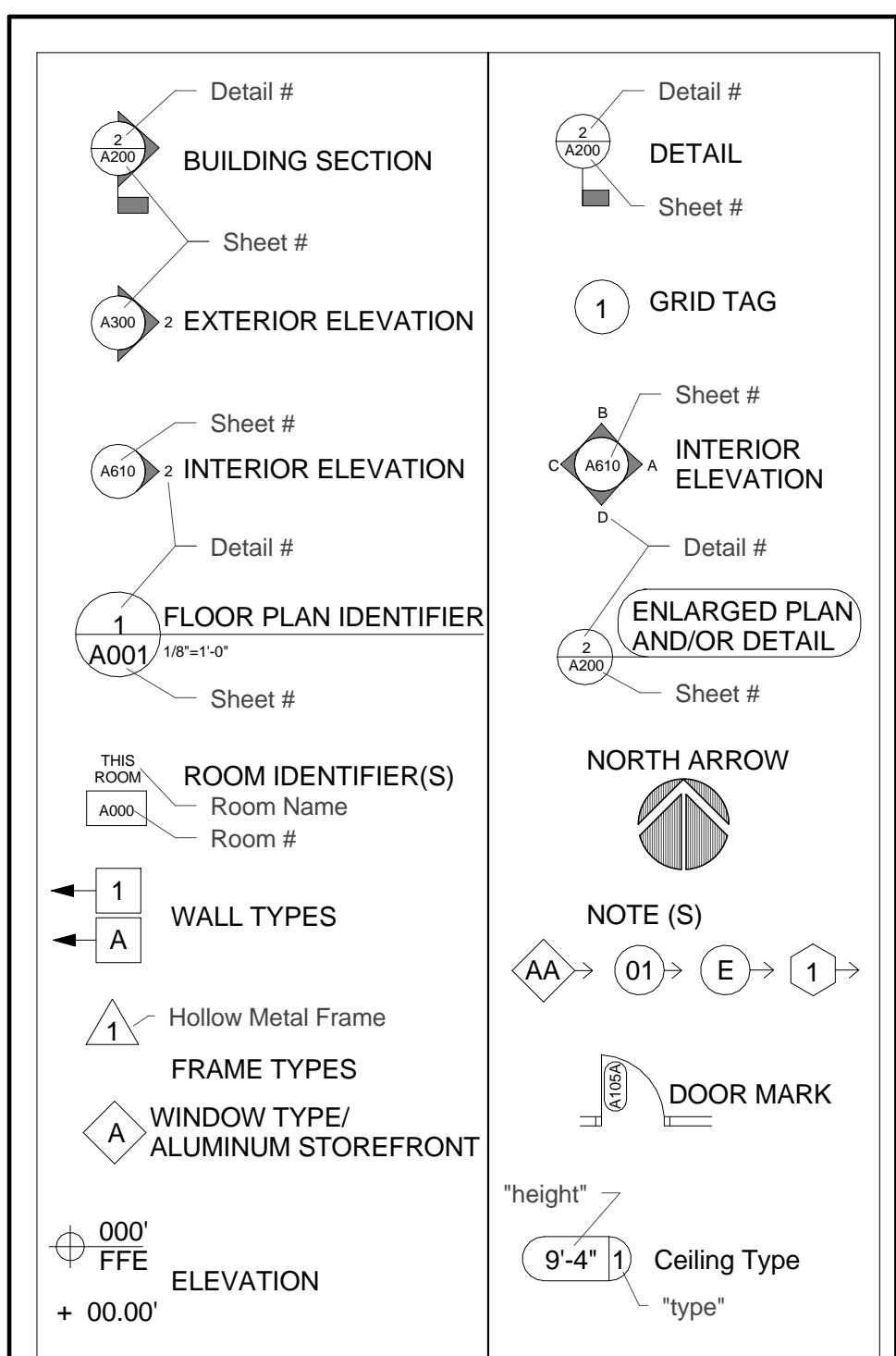
Division 31 - Earth Work	
Key Value	Keynote Text
31 20 00.A2	Granular Fill
31 20 00.A3	Compacted Backfill

Division 32 - Exterior Imp.	
Key Value	Keynote Text
32 13 13.A1	Concrete Walk

PS & E PLANS-DATE. 08/11/2017
 FMS CON. #503006/ 301000
 503006/ 302000

REVISIONS		
DATE	SHEET NO.	BY
8/29/17	28,29,35	CDJ
9/27/17	5,15,20	DMR

Symbols Legend



PROJECT TEAM

OWNER
 Mississippi Department of Transportation

CIVIL
Neel-Schaffer, Inc
 Project Manager: Danny Ryals, P.E., P.L.S.
 1022 Highland Colony Parkway, Suite 202
 Ridgeland, MS 39157
 Ph: (601) 898-3358
 Fax: (601) 898-8454
 Email : danny.ryals@neel-schaffer.com

ARCHITECTURAL
JBHM Architects
 Project Manager: Mark Pipper
 308 E Pearl St Suite 300
 Jackson MS 39201
 Ph: 601 352 2699 x-1308
 Fax: 601 352 2693
 Email : mpipper@jbhm.com

STRUCTURAL
Structural Design Group
 Project Manager: Tom Schaeffer, PE
 220 Great Circle Road
 Nashville, TN 37228
 Ph: 615.255.5537
 Fax: 615.255.1486
 Email: toms@sdg-structure.com

PLUMBING & MECHANICAL
GSK Mechanical, Inc.
 Project Mgr: Jason Kackley
 201 Park Court, Suite A
 Ridgeland, MS 39157
 Ph: 601.605.2930
 Fax: 844.483.3111
 Email: jkackley@gskmech.com

ELECTRICAL
Shultz & Wynne, P.A.
 Project Mgr: Mike Wynne
 4523 Office Park Drive
 Jackson, MS 39206
 Ph: 601.982.3313
 Fax: 601.982.7685
 Email: mwynne@sweems.com

Index of Drawings

- GENERAL -		
A000	Cover Sheet	1
A001	Index of Drawings/ Materials Referencing	2
A002	Construction Types	3
- CIVIL -		
C00.1	General Notes & Index of Drawings	4
C00.2	Summary of Quantities	5
C01.0	Existing Conditions	6
C02.0	Site Demolition Plan	7
C03.0	Site Demolition Plan	8
C04.0	Site Grading & Drainage Plan	9
C05.0	Site Erosion Control Plan	10
C06.0	Site Utility Plan	11
C06.1	Site Utility Plan	12
C07.0	Site Paving Plan	13
C08.0	Concrete Joint Layout Plan	14
C09.0	Site Striping & Signage Plan	15
C10.0	Erosion Control Details	16
C11.0	Sanitary Sewer Details	17
C11.1	Sanitary Sewer Details	18
C12.0	Water Details	19
C13.0	Pavement Details & Typical Section Details	20
ECD-1	Typical Temporary Erosion/ Sediment Control Applications	21
ECD-2	Details of Sediment Barrier Applications	22
ECD-3	Details of Silt Fence Installation	23
ECD-4	Ditch Check Structures, Typical Applications and Details	24
ECD-6	Details of Erosion Control - Wattle Ditch Check	25
ECD-16	Stabilized Construction Entrance	26
ECD-21	Details of Erosion Control Sandbag Ditch Check	27
- ARCHITECTURAL -		
A200	Floor Plan	28
A201	Large Scale Plans	29
A210	Reflected Ceiling Plan	30
A220	Roof Plan	31
A300	Exterior Elevations	32
A400	Building Sections	33
A401	Section Details	34
A600	Doors & Windows	35
A610	Interior Elevations	36
- STRUCTURAL -		
S001	Structural Notes and Drawing Index	37
S002	Structural Quality Assurance Plan	38
S200	Foundation Plan	39
S210	Mezzanine Framing Plan	40
S220	Roof Framing Plan	41
S300	Foundation Sections and Details	42
S301	Foundation Sections and Details	43
S302	Foundation Sections and Details	44
S303	Foundation Sections and Details	45
S400	Mezzanine Sections and Details	46
S401	Mezzanine Sections and Details	47
- PLUMBING -		
P100	Overall First Level Plumbing Plan	48
P200	Partial First Level Plumbing Plan	49
P300	Plumbing Schedules, Notes, and Legend	50
P400	Plumbing Details	51
- MECHANICAL -		
M100	Overall First Level HVAC Plan	52
M200	Partial Large Scale HVAC Plan	53
M300	Mechanical Schedules, Notes & Legend	54
M400	Mechanical Details	55
- ELECTRICAL -		
E100	Electrical Site Plan	56
E101	Underground Telecommunications Service Entrance Riser Diagram	57
E200	Main Level Lighting Floor Plan	58
E201	Main Level Electrical Floor Plan, Power & Telecommunications	59
E202	Main Level Electrical Floor Plan, Special Systems	60
E203	Mezzanine Level Plan, Lighting, Telecom & Special Systems	61
E300	Power Riser Diagram Details	62
E301	Service Entrance Equipment Grounding & Exterior Lighting Control	63
E302	Lighting Details and Typical Condensing Unit Power Connections	64
E303	Circuitry Details	65
E304	Circuitry Notes and Typical Panel Details	66
E305	Door Access Control System Provisions	67
E306	Low Voltage Switching Schematic Wiring Diagram Type 1	68
E307	Low Voltage Switching Schematic Wiring Diagram Type 2	69
E308	Low Voltage Switching Schematic Wiring Diagram Type 3	70
E309	Low Voltage Switching Schematic Wiring Diagram Type 4	71
E310	Site Work Detail, Typical Ductbanks	72
E311	Site Work Detail, Flush with Grade Telecommunications Pull Box	73
E312	Typical Communications Systems Provisions	74
E313	Typical Communications Systems Provisions	75
E400	Panels Schedules	76
E401	Power Connections Schedule	77
E402	Lighting Fixtures Schedule	78
E403	Lighting Fixtures Schedule	79
E404	Lighting Fixtures Schedule	80
E405	Symbols	81
E406	Symbols	82
- CIVIL / MDOT STANDARDS -		
CL-1	Chain Link Fence Class I	6162
CLG-1	Chain Link Fence Gate	6168

C:\Users\jones\Documents\16051.00 MDOT Newton Central R16_Chip_Local.rvt

JBHM Architecture

GSK MECHANICAL

Schultz & Wynne

MISSISSIPPI DEPARTMENT OF TRANSPORTATION
 DISTRICT 5 WAREHOUSE
 NEWTON
 Index of Drawings/ Materials Referencing
 BWO-5231-51(001) &
 LWO-5001-51(008)
 COUNTY: NEWTON

WORKING NUMBER
A001

FILENAME: JBHM.P.N. 16051.00
 DESIGN TEAM C/J/NW/MP CHECKED NW DATE 08/11/2017

SHEET NUMBER
2