

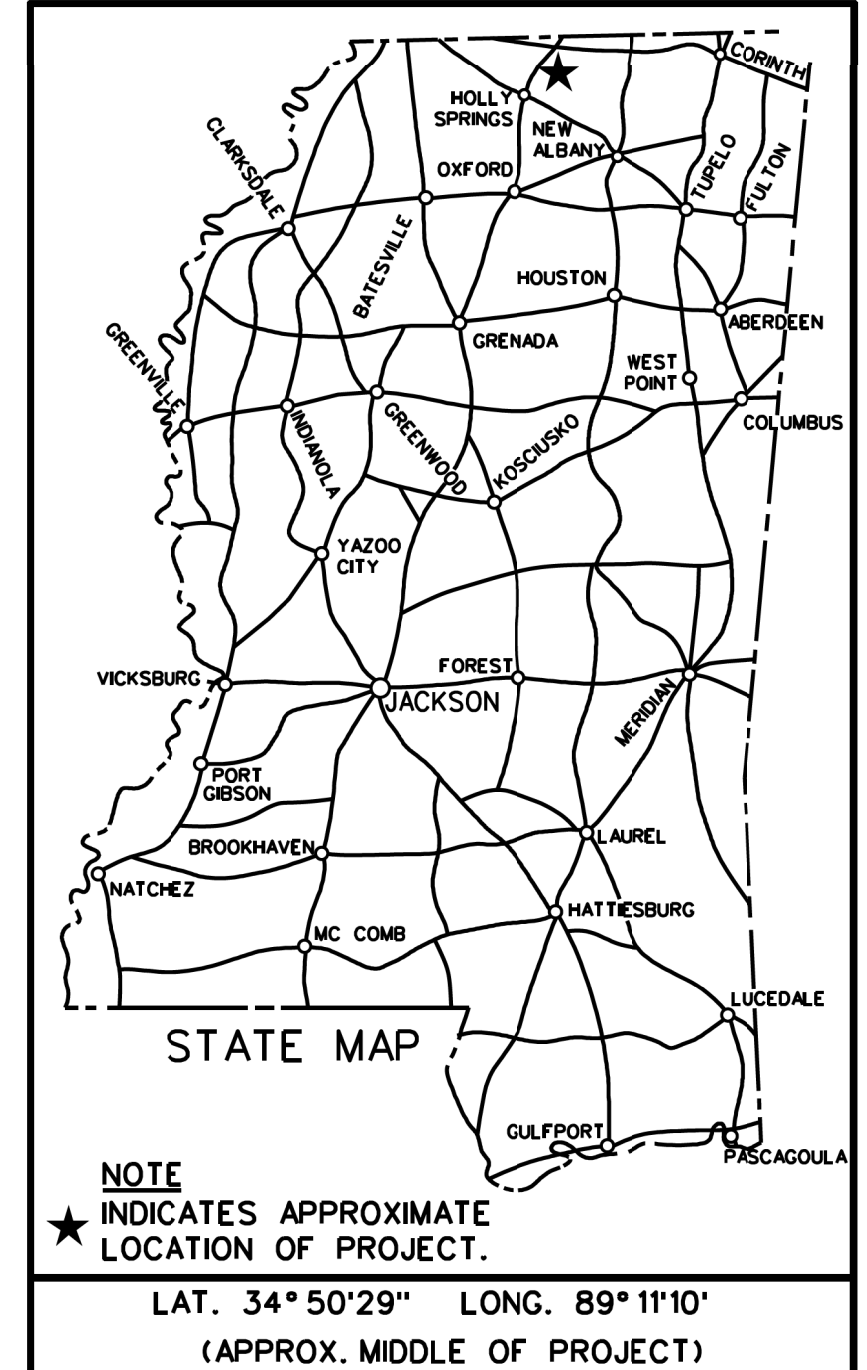
STATE	PROJECT NO.	SHEET NO.
MISS.	BWO-2214-05(001)	1
MISS.	BWO-2215-05(001)	
MISS.	BWO-2217-05(001)	
MISS.	LWO-2096-05(002)	

STATE OF MISSISSIPPI
 MISSISSIPPI DEPARTMENT OF TRANSPORTATION
PLANS OF PROPOSED

BENTON COUNTY
MAINTENANCE FACILITIES
STATE PROJECT NO. BWO-2214-05(001)
BWO-2215-05(001), BWO-2217-05(001)
LWO-2096-05(002)

BENTON COUNTY

CONSTRUCTION FMS NOS.
 502996 /301000
 502996 /302000
 502996 /304000
 502996 /305000



PROJECT SITE

16924 BOUNDARY DRIVE
ASHLAND, MS 38603



PERMITS ACQUIRED BY MDOT		
WETLANDS AND WATERS PERMITS		
	WATERS	WETLANDS
NATIONWIDE #14	N	N
NATIONWIDE (OTHER)*	N	N
GENERAL*	N	N
INDIVIDUAL (404)*	N	N
STORMWATER PERMIT S		
Y	REQUIRED, CNOI SUBMITTED BY MDOT (DISTURBED AREA=5 ACRES)	
S	REQUIRED, SCNOI TO BE SUBMITTED BY CONTRACTOR (1 TO 4.99 ACRES)	
N	NO STORMWATER PERMIT REQUIRED (<1 ACRE)	
APPROVED BY: _____		

P S & E DATE: 11/22/2017


APPROVED: _____

DEPUTY EXECUTIVE DIRECTOR / CHIEF ENGINEER

EXECUTIVE DIRECTOR



ARCHITECTURAL



CIVIL/STRUCTURAL



MECH/PLUMBING



ELECTRICAL

DATE	REVISIONS	BY

DATE: 02/04/2014 DGNFILENAME: ARCHITECTURAL SERVICES DIVISION MISSISSIPPI DEPARTMENT OF TRANSPORTATION

STATE	PROJECT NO.
MISS.	LWO-2096-05(002)
MISS.	BWO-2214-05(001)

MISSISSIPPI DEPARTMENT OF TRANSPORTATION

BENTON COUNTY MAINTENANCE FACILITIES


PROJECT NUMBER:
BWO-2214-05(001)502996
BWO-2215-05(001)502996
BWO-2217-05(001)502996
LWO-2096-05(002)502996

COUNTY: BENTON

**16924 BOUNDARY DR.
 ASHLAND, MISSISSIPPI**

INDEX OF DRAWINGS		
-	1	TITLE SHEET
T102	2	INDEX OF DRAWINGS
T103	3	SUMMARY OF QUANTITIES
T104	4	SUMMARY OF QUANTITIES
T105	5	ABBREVIATIONS
T106	6	CODE INFORMATION
C100	7	EXISTING SITE & DEMOLITION PLAN
C200	8	SITE PLAN
C201	9	FENCING PLAN
C300	10	GRADING & DRAINAGE PLAN
C301	11	EROSION CONTROL PLAN
C400	12	SITE DETAILS
C401	13	SITE DETAILS
C402	14	SITE DETAILS
C403	15	EROSION CONTROL DETAILS
C404	16	EROSION CONTROL DETAILS
C405	17	FENCE DETAILS
VS-1	18	VEGETATION SCHEDULE
S100	19	STRUCTURAL GENERAL NOTES
S101	20	FOUNDATION FRAMING PLAN - SHOP
S102	21	2ND FLOOR FRAMING PLAN - SHOP
S103	22	EQUIPMENT SHED FOUNDATION & FLOOR FRAMING PLAN
S104	23	SALT STORAGE FRAMING PLANS
S201	24	FOUNDATION DETAILS
S301	25	WOOD FRAMING DETAILS
A101-A	26	FLOOR PLAN - SHOP
A102-A	27	REFLECTED CEILING PLANS - SHOP
A103-A	28	ROOF PLAN & DETAILS - SHOP
A201-A	29	BUILDING ELEVATIONS - SHOP
A301-A	30	BUILDING SECTIONS
A302-A	31	BUILDING SECTIONS
A303-A	32	WALL SECTIONS
A304-A	33	WALL SECTIONS
A401-A	34	ENLARGED PLANS & INTERIOR ELEVATIONS
A402-A	35	MILLWORK DETAILS
A501	36	MISCELLANEOUS DETAILS & PARTITION TYPES
A601-A	37	OPENING SCHEDULES
A602-A	38	OPENING DETAILS
A603-A	39	OPENING DETAILS

INDEX OF DRAWINGS		
A604-A	40	OPENING DETAILS
A901-A	41	EXTERIOR VIEWS
I101-A	42	FINISH FLOOR PLAN
I601-A	43	INTERIOR FINISH SCHEDULE AND ELEVATIONS
A101-B	44	EQUIPMENT SHED FLOOR PLAN
A102-B	45	EQUIPMENT SHED REFLECTED CEILING PLAN
A103-B	46	EQUIPMENT SHED ROOF PLAN
A201-B	47	EQUIPMENT SHED ELEVATIONS
A202-B	48	EQUIPMENT SHED ELEVATIONS
A301-B	49	EQUIPMENT SHED SECTIONS
A302-B	50	ROOF DETAILS
A101-D	51	BULK SALT STORAGE FLOOR PLAN, REFLECTED CEILING PLAN & ROOF PLAN
A201-D	52	BULK SALT STORAGE ELEVATIONS
A301-D	53	BULK SALT STORAGE BUILDING SECTIONS & DETAILS
A302-D	54	BULK SALT STORAGE WALL SECTIONS & DETAILS
PME001	55	PLUMBING, MECHANICAL & ELECTRICAL SITE PLAN
P001	56	PLUMBING SCHEDULE, NOTES & ABBREVIATIONS
P101-A	57	PLUMBING FLOOR PLAN - SHOP
P101-B	58	PLUMBING FLOOR PLAN - EQUIP SHED
P501	59	PLUMBING DETAILS
FP101-A	60	FIRE SUPPRESSION FLOOR PLAN - SHOP
M001	61	HVAC SCHEDULES, GENERAL NOTES, ABBREVIATIONS & LEGENDS
M101-A	62	MECHANICAL FLOOR PLAN - SHOP
M101-B	63	MECHANICAL FLOOR PLAN - EQUIP SHED
M101-C	64	HVAC DETAILS
E001	65	ELECTRICAL LEGENDS AND ABBREVIATIONS
E101-A	66	LIGHTING - SHOP
E102-A	67	POWER - SHOP
E103-A	68	FIRE ALARM AND SECURITY - SHOP
E104-A	69	TELECOMMUNICATIONS - SHOP
E101-B	70	LIGHTING - EQUIP SHED
E102-B	71	POWER - EQUIP SHED
E101-D	72	LIGHTING AND POWER - BULK SALT STORAGE
E501	73	ELECTRICAL DETAILS
E502	74	ELECTRICAL DETAILS
E503	75	ELECTRICAL DETAILS
E601	76	SINGLE LINE DIAGRAM
E602	77	LIGHTING FIXTURE SCHEDULE



PS & E PLANS-DATE. 11/22/2017		
FMS CON. #502996 /301000, 302000 /304000, 305000		
REVISIONS		
DATE	SHEET NO.	BY
12/11/17	3, 8, 19, 20, 25-40, 42-44, 47-50, 55-58, 60-62, 66-71, 76	RAL



BY	MISSISSIPPI DEPARTMENT OF TRANSPORTATION
	BENTON COUNTY
	MAINTENANCE FACILITIES
	INDEX OF DRAWINGS
	PROJ. NO. : BWO-2214-05(001), BWO-2215-05(001), BWO-2217-05(001), LWO-2096-05(002)
	COUNTY: BENTON
	JH&H PROJECT NO: 17-114
	DESIGN TEAM JH&H RAL CHECKED RAL DATE: 11/22/2017

REGISTERED ARCHITECT RANDALL LEWIS 2723 STATE OF MISSISSIPPI
WORKING NUMBER T102
SHEET NUMBER 2

11/22/2017 1:46:52 PM PLAN ROADWAY DESIGN DIVISION MISSISSIPPI DEPARTMENT OF TRANSPORTATION