SECTION 905 -- PROPOSAL (CONTINUED)

I (We) hereby certify by digital signature and electronic submission via Bid Express of the Section 905 proposal below, that all certifications, disclosures and affidavits incorporated herein are deemed to be duly executed in the aggregate, fully enforceable and binding upon delivery of the bid proposal. I (We) further acknowledge that this certification shall not extend to the bid bond or alternate security which must be separately executed for the benefit of the Commission. This signature does not cure deficiencies in any required certifications, disclosures and/or affidavits. I (We) also acknowledge the right of the Commission to require full and final execution on any certification, disclosure or affidavit contained in the proposal at the Commission's election upon award. Failure to so execute at the Commission's request within the time allowed in the Standard Specifications for execution of all contract documents will result in forfeiture of the bid bond or alternate security.

Bidder acknowledges receipt of and has added to and made a part of the proposal and contract documents the following addendum (addenda):

ADDENDUM NO.	1	DATED	5/10/2018	ADDENDUM NO.		DATED	
ADDENDUM NO		DATED		ADDENDUM NO.		DATED	
ADDENDUM NO		DATED		ADDENDUM NO.		DATED	

Number	Description
1	Revised Table of Contents; Add NTB No. 480; Revised Bid Items; Revised or Added Plan Sheet Nos. 1-2, 5-8, 25-27; Amendment EBS Download Required.

TOTAL ADDENDA: 1
(Must agree with total addenda issued prior to opening of bids)

Respectfully Submitted,

DATE _____

_____
Contractor

BY _____
Signature

TITLE _____

ADDRESS _____

CITY, STATE, ZIP _____

PHONE _____

FAX _____

E-MAIL _____

(To be filled in if a corporation)

Our corporation is chartered under the Laws of the State of _____ and the names, titles and business addresses of the executives are as follows:

_____
President Address

_____
Secretary Address

_____
Treasurer Address

The following is my (our) itemized proposal.

STP-0389-00(001)/ 107370301000
Simpson County(ies)

Revised 01/26/2016

For Informational Purposes Only

MISSISSIPPI DEPARTMENT OF TRANSPORTATION
TABLE OF CONTENTS

PROJECT: STP-0389-00(001)/107370301 - Simpson

Section 901 - Advertisement

Section 904 - Notice to Bidders

#1	Governing Specification
#2	Status of ROW, w/ Attachments
#3	Final Cleanup
#5	Storm Water Discharge Associated with Construction Activities (≥1 and <5 Acres)
#7	Disadvantaged Business Enterprise In Federal-Aid Highway Construction, w/ Supplement
#9	Federal Bridge Formula
#10	DUNS Requirement for Federal Funded Projects
#12	MASH Compliant Devices
#113	Tack Coat
#296	Reduced Speed Limit Signs
#445	Mississippi Agent and Qualified Nonresident Agent
#480	Bridge Repair Permits (Nationwide Permit No. 3)
#516	Errata and Modifications to the 2017 Standard Specifications
#757	Additional Erosion Control Requirements
#791	Contract Time
#792	Specialty Items
#793	Liquidated Damages
#794	Erosion Control Plan Submittal

906 Required Federal Contract Provisions -- FHWA 1273, w/Supplements

Section 907 - Special Provisions

907-102-2	Bidding Requirements and Conditions
907-103-2	Award and Execution of Contract
907-107-2	Contractor's Erosion Control Plan
907-624-1	Inverted Profile Thermoplastic Traffic Stripe

Section 905 - Proposal, Proposal Bid Items, Combination Bid Proposal
Certification of Performance - Prior Federal-Aid Contracts
Certification Regarding Non-Collusion, Debarment and Suspension
SAM.GOV Registration and DUNS Number
Section 902 - Contract Form
Section 903 - Contract Bond Forms
Form -- OCR-485

(REVISIONS TO THE ABOVE WILL BE INDICATED ON THE SECOND SHEET OF SECTION 905 AS ADDENDA)

05/09/2018 08:29 AM

MISSISSIPPI DEPARTMENT OF TRANSPORTATION

SECTION 904 - NOTICE TO BIDDERS NO. 480 **CODE: (SP)**

DATE: 11/09/2017

SUBJECT: Bridge Repair Permits (Nationwide Permit No. 3)

The Department has acquired Nationwide Permit General Conditions and Special Conditions, Nationwide Permit No. 3, for repair and maintenance of bridge(s).

Copies of said permit(s) are available at the below referenced link for the appropriate letting date under the column titled "Permit Doc."

http://mdot.ms.gov/Applications/BidSystem/Home.aspx

Securing a permit(s) for the filling of any other regulated site, the purpose of which is temporary construction for the convenience of the Contractor, shall be the responsibility of the Contractor.

Slide Repair on SR 43 approximately 0.5 miles South of SR 28, known as Federal Aid Project No. STP-0389-00(001) / 107370301 in Simpson County.

Line No.	Item Code	Adj Code	Quantity	Units	Description [Fixed Unit Price]
				Roadway Items	
0010	201-A001		1	Lump Sum	Clearing and Grubbing
0020	201-B001		1	Acre	Clearing and Grubbing
0030	202-B007		1,500	Square Yard	Removal of Asphalt Pavement, All Depths
0040	202-B164		2	Each	Removal of Inlet and Junction Box, All Types & Sizes
0050	202-B191		261	Linear Feet	Removal of Pipe, 8" And Above
0060	203-EX021	(E)	16,500	Cubic Yard	Borrow Excavation, AH, FME, Class B9-6
0070	203-G001	(E)	14,000	Cubic Yard	Excess Excavation, FM, AH
0080	204-A003		1,500	Square Yard	Geogrid, Type II, Biaxial
0090	206-A001	(S)	300	Cubic Yard	Structure Excavation
0100	209-A005		14,170	Square Yard	Geotextile Stabilization, Type V, Non-Woven
0110	211-B001	(E)	1,350	Cubic Yard	Topsoil for Slope Treatment, Contractor Furnished
0120	213-A001		2	Ton	Agricultural Limestone
0130	216-A001		5,400	Square Yard	Solid Sodding
0140	217-A001		3,375	Square Yard	Ditch Liner
0150	219-A001		108	Thousand Gallon	Watering [$20.00]
0160	220-A001		2	Acre	Insect Pest Control [$30.00]
0170	226-A001		2	Acre	Temporary Grassing
0180	229-A001		150	Square Yard	Erosion Mat
0190	234-A001		2,200	Linear Feet	Temporary Silt Fence
0200	234-C001		600	Linear Feet	Super Silt Fence
0210	234-D001		1	Each	Inlet Siltation Guard
0220	237-A002		2,200	Linear Feet	Wattles, 20"
0230	246-B001		60	Each	Rockbags
0240	249-A001		100	Ton	Riprap for Erosion Control
0250	304-E005	(GY)	3,678	Cubic Yard	Granular Material, LVM, Size 57 (Crushed Limestone)
0260	403-A003	(BA1)	324	Ton	12.5-mm, ST, Asphalt Pavement
0270	403-A006	(BA1)	283	Ton	19-mm, ST, Asphalt Pavement
0280	403-A015	(BA1)	293	Ton	9.5-mm, ST, Asphalt Pavement
0290	406-A002		534	Square Yard	Cold Milling of Bituminous Pavement, All Depths
0300	407-A001	(A2)	260	Gallon	Asphalt for Tack Coat
0310	503-C010		48	Linear Feet	Saw Cut, Full Depth
0320	601-B001	(S)	2	Cubic Yard	Class "B" Structural Concrete, Minor Structures
0330	602-A001	(S)	97	Pounds	Reinforcing Steel

Line No.	Item Code	Adj Code	Quantity	Units	Description [Fixed Unit Price]
0340	603-CA012	(S)	8	Linear Feet	18" Reinforced Concrete Pipe, Class III, Rubber Type Gaskets
0350	603-CA027	(S)	152	Linear Feet	24" Reinforced Concrete Pipe, Class III, Rubber Type Gaskets
0360	603-CA047	(S)	112	Linear Feet	30" Reinforced Concrete Pipe, Class IV, Rubber Type Gaskets
0370	603-CB004	(S)	2	Each	24" Reinforced Concrete End Section
0380	603-CB005	(S)	1	Each	30" Reinforced Concrete End Section
0390	604-A001		1,100	Pounds	Castings
0400	604-B001		180	Pounds	Gratings
0410	604-C001	(S)	34	Linear Feet	Precast Manhole, 48" Diameter
0420	605-O006	(S)	360	Linear Feet	8" Perforated Sewer Pipe for Underdrains, SDR 35
0430	606-B001		550	Linear Feet	Guard Rail, Class A, Type 1
0440	606-E007		2	Each	Guard Rail, Terminal End Section, Non-Flared
0450	618-A001		1	Lump Sum	Maintenance of Traffic
0460	619-A1002		1,800	Linear Feet	Temporary Traffic Stripe, Continuous White
0470	619-A2002		1,800	Linear Feet	Temporary Traffic Stripe, Continuous Yellow
0480	619-D1001		365	Square Feet	Standard Roadside Construction Signs, Less than 10 Square Feet
0490	619-D2001		326	Square Feet	Standard Roadside Construction Signs, 10 Square Feet or More
0500	619-E3001		5	Each	Changeable Message Sign
0510	619-F1001		48	Linear Feet	Concrete Median Barrier, Precast
0520	619-F3001		34	Each	Delineators, Guard Rail, White
0530	619-G4001		96	Linear Feet	Barricades, Type III, Double Faced
0540	619-G5001		50	Each	Free Standing Plastic Drums
0550	619-G7001		16	Each	Warning Lights, Type "B"
0560	620-A001		1	Lump Sum	Mobilization
0570	627-L001		20	Each	Two-Way Yellow Reflective High Performance Raised Markers
0580	699-A001		1	Lump Sum	Roadway Construction Stakes
0590	815-A007	(S)	225	Ton	Loose Riprap, Size 300
0600	815-E001	(S)	150	Square Yard	Geotextile under Riprap
			ALTERNATE GROUP AA NUMBER 1		
0610	304-F001	(GT)	1,666	Ton	3/4" and Down Crushed Stone Base
			ALTERNATE GROUP AA NUMBER 2		
0620	304-F002	(GT)	1,666	Ton	Size 610 Crushed Stone Base
			ALTERNATE GROUP AA NUMBER 3		
0630	304-F003	(GT)	1,666	Ton	Size 825B Crushed Stone Base
			ALTERNATE GROUP BB NUMBER 1		

Line No.	Item Code	Adj Code	Quantity	Units	Description [Fixed Unit Price]
0640	907-624-B003		1,800	Linear Feet	6" Inverted Profile Thermoplastic Traffic Stripe, Continuous White, High Contrast
0650	907-624-D001		1,800	Linear Feet	6" Inverted Profile Thermoplastic Traffic Stripe, Continous Yellow, High Contrast
			ALTERNATE GROUP BB NUMBER 2		
0660	628-H001		1,800	Linear Feet	6" High Performance Cold Plastic Traffic Stripe, Continuous White
0670	628-J001		1,800	Linear Feet	6" High Performance Cold Plastic Traffic Stripe, Continuous Yellow

ADDENDUM

STATE	PROJECT NUMBER	SHEET NO.
MISSISSIPPI	STP–0389–00(001)	1

GENERAL INDEX

INCLUDED THIS PROJECT		BEGIN WITH SHEET
☒	ROADWAY	1
☐	PERMANENT SIGNS	1001
☐	TRAFFIC SIGNALS	2001
☐	ITS COMPONENTS	3001
☐	LIGHTING	4001
☐	(RESERVED)	5001
☒	ROADWAY STANDARD DWGS	6001
☐	BOX CULVERT STD. DRAWINGS (LRFD)	7001
☐	BOX CULVERT STD. DRAWINGS (STD. SPEC.)	7501
☐	BRIDGE	8001
☒	CROSS SECTIONS	9001

BRIDGE STRUCTURES REQ'D.

NONE

BOX BRIDGES REQ'D.

NONE

STATE OF MISSISSIPPI

MISSISSIPPI DEPARTMENT OF TRANSPORTATION

PLAN AND PROFILE OF PROPOSED STATE HIGHWAY FEDERAL PROJECT NO. STP–0389–00(001)

SR 43
SLIDE REPAIR
SIMPSON COUNTY

FMS. CONST. NO. 107370 /301000

SCALES

PLAN		1 IN. = 100 FT.
PROFILE	HOR.	1 IN. = 100 FT.
	VERT.	1 IN. = 10 FT.
LAYOUT		1 IN. = 2123 FT.

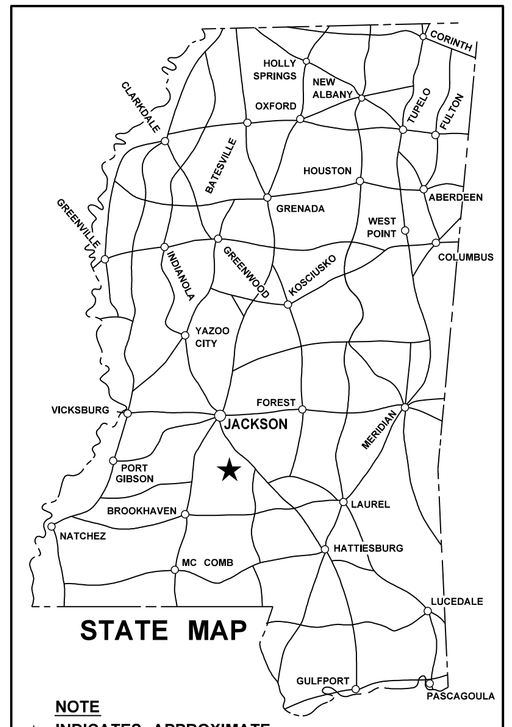

STATE MAP

NOTE
★ INDICATES APPROXIMATE LOCATION OF PROJECT.

LAT. 31°51'24.46"N LONG. 89°57'20.66"W
(APPROX. MIDDLE OF PROJECT)

B.O.P STA. 483 + 00

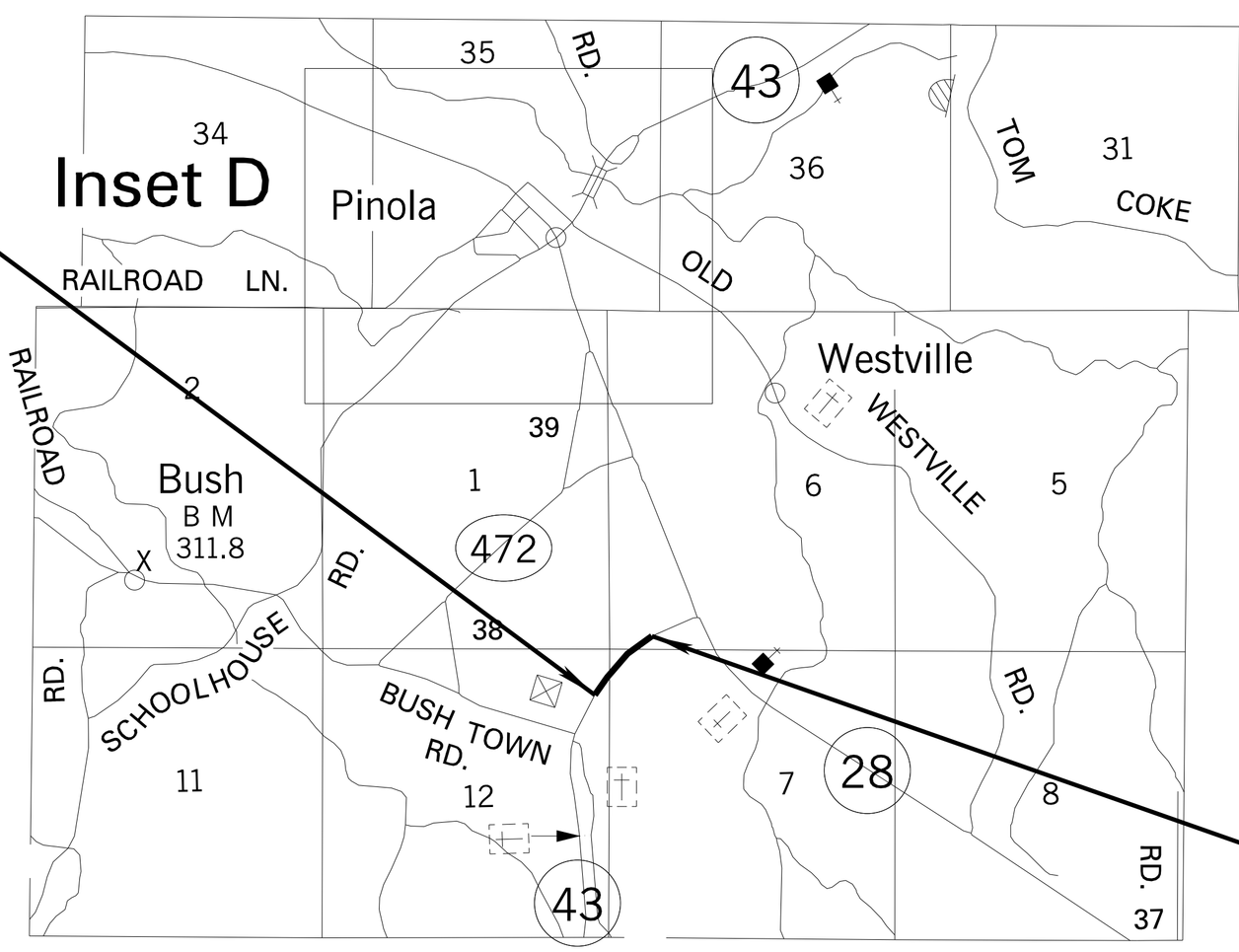

E.O.P. STA. 492 + 00

DESIGN CONTROL
55 MPH = V (SPEED DESIGN)
ADT (2022) = 1400 : ADT (2042) = 1800
DHV = 220 : D = 60 % T = 16 %

PERMITS ACQUIRED BY MDOT

WETLANDS AND WATERS PERMITS

	WATERS	WETLANDS
NATIONWIDE #14	N	N
NATIONWIDE (OTHER)*	1 Y	1 Y
GENERAL*	N	N
INDIVIDUAL (404)*	N	N

STORMWATER PERMIT S

Y	REQUIRED, CNOI SUBMITTED BY MDOT (DISTURBED AREA = 5 ACRES)
S	REQUIRED, SCNOI TO BE SUBMITTED BY CONTRACTOR (1 TO 4.99 ACRES)
N	NO STORMWATER PERMIT REQUIRED (<1 ACRE)

APPROVED BY: _____

CONVENTIONAL SYMBOLS

COUNTY LINE
TOWN CORPORATION LINE
SECTION LINE
EXISTING ROAD OR TRAVELED WAY
PROPOSED ROAD OR TRAVELED WAY
RAILROAD
SURVEY LINE
BRIDGES

EQUATIONS

NONE

EXCEPTIONS

NONE

LENGTH DATA

LENGTH OF ROADWAY	900.00 FT.	0.170 MI.
LENGTH OF BRIDGES	0.00 FT.	0.000 MI.
LENGTH OF PROJECT (NET)	900.00 FT.	0.170 MI.
LENGTH OF EXCEPTIONS	0.00 FT.	0.000 MI.
LENGTH OF PROJECT (GROSS)	900.00 FT.	0.170 MI.

P S & E DATE: 3–21–2018

APPROVED:

DEPUTY EXECUTIVE DIRECTOR / CHIEF ENGINEER

EXECUTIVE DIRECTOR

DATE	REVISIONS	BY
5–9–18	CHANGED PERMIT BLOCK INFORMATION	RCG

MDOT MISSISSIPPI DEPARTMENT OF TRANSPORTATION

TITLE
ROADWAY DESIGN DIVISION
MISSISSIPPI DEPARTMENT OF TRANSPORTATION

5/9/2018 13:27:38 (01)SRV-TITLE.001.DGN

FMS CON: 107370/301000

STATE	PROJECT NO.
MISS.	STP-0389-00(001)

ADDENDUM

DESCRIPTION OF SHEET	WKG. NO.	SH. NO.
TITLE SHEET (1)		1
DETAILED INDEX & GENERAL NOTES (2)		
DETAILED INDEX	DI-1	2
GENERAL NOTES	GN-1	3
TYPICAL SECTION SHEETS (1)		
TYPICAL SECTION - MAINLINE NEW CONSTRUCTION & MILLING & OVERLAY	TS-1	4
QUANTITY SHEETS (4)		
SUMMARY OF QUANTITIES	SQ-1	5
SUMMARY OF QUANTITIES	SQ-2	6
ESTIMATED QUANTITIES - REMOVAL ITEMS, DRAINAGE ITEMS & TRAFFIC CONTROL ITEMS	EQ-1	7
ESTIMATED QUANTITIES FOR TRAFFIC CONTROL SIGNS	EQ-2	8
PLAN & PROFILE SHEETS (1)		
STA. 483+50 TO STA. 489+50	3	9
SPECIAL DESIGN SHEETS - ROADWAY AND GEOTECH DRAWINGS (20)		
CONSTRUCTION SEQUENCE STA. 483+50 TO 489+50	SC-1	10
EXCAVATION TYPICAL SECTION STA. 483+50 TO 489+50	SC-3	11
FINISHED GRADE TYPICAL SECTION STA. 483+50 TO 489+50	SC-4	12
EXCAVATION PLAN AND PROFILE STA. 483+50 TO 489+50	SC-5	13
FINISHED GRADE PLAN AND PROFILE STA. 483+50 TO 489+50	SC-6	14
SURFACE DRAINAGE & EARTHWORK DETAILS STA. 483+50 TO 489+50	SC-7	15
SURFACE DRAINAGE & EARTHWORK DETAILS STA. 483+50 TO 489+50	SC-8	16
GENERALIZED SOIL PROFILE (1 OF 2) STA. 483+50 TO 489+50	SC-17	17
GENERALIZED SOIL PROFILE (2 OF 2) STA. 483+50 TO 489+50	SC-18	18
BORING LOGS (1 OF 2) STA. 483+50 TO 489+50	SC-19	19
BORING LOGS (1 OF 2) STA. 483+50 TO 489+50	SC-20	20
VEGETATION SCHEDULE	VS-1	21
SURVEY CONTROL DATA SHEET	SRV-1	22
DRIVEWAY DETAIL SHEET	DDS-1	23
TRAFFIC CONTROL - DETAIL OF CONSTRUCTION SIGNING	DCS-1	24
TRAFFIC CONTROL - DETOUR DETAIL	DET-1	25
TRAFFIC CONTROL - DETOUR DETAIL	DET-2	26
TRAFFIC CONTROL - DETOUR DETAIL	DET-3	27
EROSION CONTROL PLAN	ECP-3	28
GUARDRAIL: TYPICAL INSTALLATION FOR ROADSIDE HAZZARDS ON 2-LANE, 2-WAY HIGHWAYS	GR-4C-MOD	29

DESCRIPTION OF SHEET	WKG. NO.	SH. NO.
STANDARD DRAWINGS - ROADWAY SHEETS (43)		
PAVEMENT MARKING DETAILS FOR 2-LANE & 4-LANE DIVIDED ROADWAYS	PM-1	6051
TYPICAL TEMPORARY EROSION SEDIMENT CONTROL/SEDIMENT CONTROL APPLICATIONS	ECD-1	6101
DETAILS OF SEDIMENT BARRIER APPLICATIONS	ECD-2	6102
DETAILS OF SILT FENCE INSTALLATION	ECD-3	6103
DITCH CHECK STRUCTURES, TYPICAL APPLICATIONS AND DETAILS	ECD-4	6104
TEMPORARY EROSION, SEDIMENT, AND WATER POLLUTION CONTROL MEASURES (SILT FENCE AND HAY BALE DITCH CHECKS)	ECD-5	6105
DETAILS OF EROSION CONTROL WATTLE DITCH CHECK	ECD-6	6106
DETAILS OF EROSION CONTROL SILT DIKE DITCH CHECK	ECD-7	6107
ROCK DITCH CHECK	ECD-8	6108
ROCK FILTER DAM	ECD-9	6109
ROCK DITCH CHECK WITH SLUMP EXCAVATION AND ROCK FILTER DAM	ECD-10	6110
TYPICAL APPLICATIONS AND DETAILS FOR INLET CONSTRUCTION	ECD-11	6111
INLET PROTECTION DETAILS FOR SEDIMENT CONTROL STONE ON GRADES AND SAGS	ECD-12	6112
INLET PROTECTION DETAILS OF WATTLES	ECD-13	6113
INLET PROTECTION DETAILS OF MANUFACTURED INLET PROTECTION DEVICE	ECD-14	6114
INLET PROTECTION DETAILS OF SANDBAGS	ECD-15	6115
STABILIZED CONSTRUCTION ENTRANCE	ECD-16	6116
TEMPORARY CULVERT STREAM CROSSING	ECD-17	6117
TEMPORARY STREAM DIVERSION	ECD-18	6118
TEMPORARY STREAM DIVERSION (BOX EXTENSION)	ECD-19	6119
FLOATING TURBIDITY CURTAIN	ECD-20	6120
DETAILS OF EROSION CONTROL SANDBAG DITCH CHECK	ECD-21	6121
SEDIMENT RETENTION BARRIER	ECD-22	6122
DETAILS OF TYPICAL DITCH TREATMENTS	DT-1	6123
TYPICAL TEMPORARY EROSION CONTROL MEASURES (SLOPE DRAIN AND TYPE A SILT BASIN)	BAS-A	6125
TYPICAL TEMPORARY EROSION CONTROL MEASURES (TYPE B SILT BASIN)	BAS-B	6126
GUARDRAIL: "W" BEAM (WOOD POSTS)	GR-1	6201
GUARDRAIL: THRIE BEAM (WOOD POSTS)	GR-1A	6202
GUARDRAIL: "W" BEAM (STEEL POSTS)	GR-1B	6203
GUARDRAIL: MISCELLANEOUS HARDWARE	GR-HW	6221
CONCRETE MEDIAN BARRIER (PRECAST)(32")	CMB-3	6226
HIGHWAY SIGN AND BARRICADE DETAILS FOR CONSTRUCTION PROJECTS	TCP-8	6358
RIGHT-OF-WAY MARKER	RW-1	6401
RURAL DRIVEWAYS	RD-1	6403
TYPICAL GRADING TRANSITION BETWEEN CUTS & FILLS	GT-1	6404
MISCELLANEOUS DETAIL SHEET 1, STACKED PIPE JOINT 2, EXCAVATION AT GRADE POINTS.	MDS-1	6425
PIPE CULVERT INSTALLATION	PI-1	6501
CONCRETE PIPE COLLAR	PC-1	6503
DROP INLET AND GRATE DETAIL FOR PIPE AND BOX CULVERTS	B-9	6527
STORM SEWER STRUCTURE, PRECAST MANHOLE	MH-1	6528
FLARED END SECTION FOR CONCRETE PIPE	FE-1	6530
DETAILS OF NORMAL UNDERDRAIN AND STROM DRAIN USED AS UNDERDRAIN	UD-1	6533
NORMAL UNDERDRAIN TYPE II	UD-2	6534
CROSS SECTIONS (17)		
MAINLINE (S.R. 43) - STA. 483+00.00 TO STA. 492+00.00		9001-9017

TOTAL SHEETS = 89

GILLIAM

PS & E PLANS-DATE 3/21/18		
FMS CON. # 107370/301000		
REVISIONS		
DATE	SHEET NO.	BY
4-9-18	3,4,5,6,7,19,20,21	RCG
4-13-18	19,20	RCG
5-7-18	5,6,7,8,25,26,27	RCG
5-9-18	1	RCG

REVISION | DATE | BY

MISSISSIPPI DEPARTMENT OF TRANSPORTATION

DETAIL INDEX

S.R. 43

PROJ. NO.: STP-0389-00(001)

COUNTY: SIMPSON

FILENAME: RWD-DI.dgn

DESIGN TEAM GILLIAM CHECKED DATE 3/21/18

WORKING NUMBER **DI-1**

SHEET NUMBER **2**

PLAN
ROADWAY DESIGN DIVISION
MISSISSIPPI DEPARTMENT OF TRANSPORTATION

5/9/2018 13:27:13 (02)RWD-DI.DGN

ADDENDUM

STATE	PROJECT NO.
MISS	STP-0389-00(001)

SUMMARY OF QUANTITIES (SHEET 1)

PAY ITEM NO.	PAY ITEM	UNIT	SIMPSON : 107370-301000	
			Prelim	Final
201-A001	Clearing and Grubbing	LS	1	
201-B001	Clearing and Grubbing	ACRE	1	
202-B007	Removal of Asphalt Pavement, All Depths	SY	1,500	
202-B164	Removal of Inlet and Junction Box, All Types & Sizes	EA	2	
202-B191	Removal of Pipe, 8" And Above	LF	261	
203-EX021	Borrow Excavation, AH, FME, Class B9-6	CY	16,500	
203-G001	Excess Excavation, FM, AH	CY	14,000	
204-A003	Geogrid, Type II, Biaxial	SY	1,500	
206-A001	Structure Excavation (For Pipes)	CY	300	
209-A005	Geotextile Stabilization, Type V, Non-Woven	SY	14,170	
211-B001	Topsoil for Slope Treatment, Contractor Furnished	CY	1,350	
213-A001	Agricultural Limestone	TON	2	
216-A001	Solid Sodding	SY	5,400	
217-A001	Ditch Liner	SY	3,375	
219-A001	Watering	KGAL	108	
220-A001	Insect Pest Control	ACRE	2	
226-A001	Temporary Grassing	ACRE	2	
229-A001	Erosion Mat	SY	150	
234-A001	Temporary Silt Fence	LF	2,200	
234-C001	Super Silt Fence	LF	600	
234-D001	Inlet Siltation Guard	EA	1	
237-A002	Wattles, 20"	LF	2,200	
246-B001	Rockbags	EA	60	
249-A001	Riprap for Erosion Control	TON	100	
304-E005	Granular Material, LVM, Size 57 (Crushed Limestone)	CY	3,678	
304-F001	3/4" and Down Crushed Stone Base	TON	1,666	
	OR			
304-F002	Size 610 Crushed Stone Base	TON	1,666	
	OR			
304-F003	Size 825B Crushed Stone Base	TON	1,666	
403-A003	12.5-mm, ST, Asphalt Pavement	TON	324	
403-A006	19-mm, ST, Asphalt Pavement	TON	283	
403-A015	9.5-mm, ST, Asphalt Pavement	TON	293	
406-A002	Cold Milling of Bituminous Pavement, All Depths	SY	534	
407-A001	Asphalt for Tack Coat	GAL	260	
503-C010	Saw Cut, Full Depth	LF	48	
601-B001	Class "B" Structural Concrete, Minor Structures	CY	2	1
602-A001	Reinforcing Steel	LBS	97	

Date	Revision	By
04/10/2018	Changed Pay Items	RG 2
05/07/2018	REVISED QUANTITY	RG 1

MISSISSIPPI DEPARTMENT OF TRANSPORTATION
SUMMARY OF QUANTITIES

Proj No: STP-0389-00(001)
County: SIMPSON

Working Number: SQ-1

FILENAME : sqs
Design Team Gilliam Checked Date 3/21/20

Sheet Number: 5

FMS: 107370-301000

ADDENDUM

STATE	PROJECT NO.
MISS	STP-0389-00(001)

SUMMARY OF QUANTITIES (SHEET 2)

PAY ITEM NO.	PAY ITEM	UNIT	SIMPSON : 107370-301000		
			Prelim	Final	
603-CA012	18" Reinforced Concrete Pipe, Class III, Rubber Type Gaskets	LF	8		
603-CA027	24" Reinforced Concrete Pipe, Class III, Rubber Type Gaskets	LF	152		
603-CA047	30" Reinforced Concrete Pipe, Class IV, Rubber Type Gaskets	LF	112		
603-CB004	24" Reinforced Concrete End Section	EA	2		
603-CB005	30" Reinforced Concrete End Section	EA	1		
604-A001	Castings	LBS	1,100		
604-B001	Gratings	LBS	180		
604-C001	Precast Manhole, 48" Diameter	LF	34		
605-O006	8" Perforated Sewer Pipe for Underdrains, SDR 35	LF	360		
606-B001	Guard Rail, Class A, Type 1	LF	550		
606-E007	Guard Rail, Terminal End Section, Non-Flared	EA	2		1
618-A001	Maintenance of Traffic	LS	1		
619-A1002	Temporary Traffic Stripe, Continuous White	LF	1,800		
619-A2002	Temporary Traffic Stripe, Continuous Yellow	LF	1,800		
619-D1001	Standard Roadside Construction Signs, Less than 10 Square Feet	SF	365		2
619-D2001	Standard Roadside Construction Signs, 10 Square Feet or More	SF	326		
619-E3001	Changeable Message Sign	EA	5		1
619-F1001	Concrete Median Barrier, Precast	LF	48		
619-F3001	Delineators, Guard Rail, White	EA	34		
619-G4001	Barricades, Type III, Double Faced	LF	96		
619-G5001	Free Standing Plastic Drums	EA	50		
619-G7001	Warning Lights, Type "B"	EA	16		
620-A001	Mobilization	LS	1		
627-L001	Two-Way Yellow Reflective High Performance Raised Markers	EA	20		
907-624-B003	6" Inverted Profile Thermoplastic Traffic Stripe, Continuous White, High Contrast	LF	1,800		
907-624-D001	6" Inverted Profile Thermoplastic Traffic Stripe, Continous Yellow, High Contrast	LF	1,800		
	OR				
628-H001	6" High Performance Cold Plastic Traffic Stripe, Continuous White	LF	1,800		
628-J001	6" High Performance Cold Plastic Traffic Stripe, Continuous Yellow	LF	1,800		
699-A001	Roadway Construction Stakes	LS	1		
815-A007	Loose Riprap, Size 300	TON	225		
815-E001	Geotextile under Riprap	SY	150		

1 Location to be determined by the Project Engineer.

Date	Revision	By
04/10/2018	Changed Pay Items	RG
05/07/2018	REVISED QUANTITY	RG

MISSISSIPPI DEPARTMENT OF TRANSPORTATION
SUMMARY OF QUANTITIES

Proj No: STP-0389-00(001)
County: SIMPSON

FILENAME : sqs
Design Team Gilliam Checked Date 3/21/20

Working Number SQ-2
Sheet Number 6

FMS CON: 107370/301000

ADDENDUM

STATE	PROJECT NO.
MISS.	STP-0389-00(001)

SUMMARY OF DRAINAGE STRUCTURES REQUIRED

WORK SHEET NO.	STATION	PIPE COLLAR REQ'D.	JB-1 INLET REQ'D.	JB-1A INLET REQ'D.	48" DIAMETER MANHOLE	MI-3 INLET REQ'D.	MI-4 INLET REQ'D.	B-9 INLET REQ'D.	CIRCULAR PIPES 18" CL. III	CIRCULAR PIPES 24" CL. III	CIRCULAR PIPES 30" CL. IV				CIRCULAR FLARED END SECTION 15"	18"	24"	30"	36"	42"	ARCH PIPES 36" X23"	44" X27"	51" X31"	58" X36"	65" X40"	ARCH FLARED END SECTION 36" X23"	44" X27"	51" X31"	58" X36"	65" X40"	SIZE OF INLET L	W	H	NO. & SIZE OF PIPE OPENINGS IN INLETS	DRAWING REQ'D.	CLASS "B" STRUCT. CONC. (MINOR)	REINF. STEEL	PAVED APRON	GRATINGS	CASTINGS	UNDER-DRAIN APPUR-TENANCES	COVER OVER PIPE (FT.)	CLASS	STRUCT. EXCAV. LENGTH & #FE-1	EST. DEPTH	CU. YDS. EXCAV.	FILTER MATERIAL TYPE"A"	TYPE"B"	REMARKS
3	485+25									40'																																			300			ROADWAY
3	486+00									40'							1																		FE-1	0.083												
3	486+40				17'			1'			112'							1																B-9, FE-1	1.211	97		180	550		13	IV					
3	487+00				17'				8'	72'							1																	FE-1, PC-1	0.403				550		3	III					
	UNITS	EACH	EACH	EACH	L.F.	EACH	EACH	EACH	L.F.	L.F.	L.F.	L.F.	L.F.	L.F.	EA.	EA.	EA.	EA.	EA.	EA.	L.F.	L.F.	L.F.	L.F.	L.F.	EA.	EA.	EA.	EA.	EA.						CU. YD.	LBS.	CU. YD.	LBS.	LBS.						CU. YD.			
	TOTAL				34'			1'	8' (1)	152' (1)	112' (1)						2	1																	1.697	97		180	1100						300			

(1) PIPES WITH RUBBER TYPE GASKETS

SUMMARY OF TRAFFIC CONTROL ITEMS REQUIRED

WORKING NUMBER	PHASE OF CONST.	PAVEMENT MARKING ITEMS: TEMPORARY (PAINT) CONTINUOUS WHITE	TEMPORARY (PAINT) CONTINUOUS YELLOW	TEMPORARY (PAINT) SKIP WHITE	TEMPORARY (PAINT) SKIP YELLOW	TEMPORARY (PAINT) DETAIL	TEMPORARY (PAINT) LEGEND	PERMANENT – TAPE (THERMOPLASTIC) CONTINUOUS WHITE	PERMANENT – TAPE (THERMOPLASTIC) CONTINUOUS YELLOW	PERMANENT – TAPE (THERMOPLASTIC) SKIP WHITE	PERMANENT – TAPE (THERMOPLASTIC) SKIP YELLOW	PERMANENT – TAPE (THERMOPLASTIC) DETAIL WHITE	PERMANENT – TAPE (THERMOPLASTIC) DETAIL YELLOW	PERMANENT – TAPE (THERMOPLASTIC) LEGEND SQ. FT.	PERMANENT – TAPE (THERMOPLASTIC) LEGEND LIN. FT.	PAVEMENT MARKERS TWO WAY YELLOW	BARRICADES TYPE III SINGLE FACE	BARRICADES TYPE III DOUBLE FACE	WARNING LIGHTS TYPE B	FREE STANDING PLASTIC DRUMS	FLASHING ARROW PANEL	TRAFFIC CONTROL SIGNS M1-5	M3-1	M3-3	M4-8	M4-8A	M4-10L	M4-10R	M5-1L	M5-1R	M6-1L	M6-1R	M6-2R	M6-3	R11-2	R11-3A	W1-6R	W1-9L	W1-9R	W3-1A	W3-5	W4-2R	W9-2R	W20-1	W20-2	W20-3	OM-3L	OM-3R	REMARKS
TC-1	DCS	1800'	1800'					1800'	1800'									96	16	50		25	14	11	25	2	2	2	3	3	3	3	1	2	2	4									16			
UNIT		LIN. FT.	LIN. FT.	LIN. FT.	LIN. FT.	LIN. FT.	LIN. FT.	LIN. FT.	LIN. FT.	LIN. FT.	LIN. FT.	LIN. FT.	LIN. FT.	SQ. FT.	LIN. FT.	EACH	LIN. FT.	LIN. FT.	EACH	EACH	EACH	EACH (2)	EACH (2)	EACH (2)	EACH (2)	EACH	EACH	EACH	EACH	EACH	EACH	EACH	EACH	EACH	EACH	EACH	EACH	EACH	EACH	EACH	EACH	EACH	EACH	EACH	EACH	EACH	EACH
TOTAL		1800'	1800'					1800'	1800'									96	16	50		25	14	11	25	2	2	2	3	3	3	3	1	2	2	4									16			

SUMMARY OF REMOVAL ITEMS

WORKING NUMBER	STATION TO STATION		202-B PAY ITEMS: PIPE (8" & ABOVE)	ASPHALT PAVEMENT	INLET AND JUNCTION BOX (ALL SIZES AND TYPES)	REMARKS
3	483+00.00	492+00.00	261'	1500	2 (1)	
UNIT			LIN. FT.	SQ. YD.	EACH	
TOTAL			261'	1500	2 (1)	

DATE	REVISION	BY
5-7-18	REVISED QUANTITIES	RCG
4-9-18	REVISED QUANTITY	RCG

MISSISSIPPI DEPARTMENT OF TRANSPORTATION

ESTIMATED QUANTITIES

REMOVAL ITEMS

TRAFFIC CONTOL ITEMS

PROJ. NO.: STP-0389-00(001)

COUNTY: SIMPSON

FILENAME: RWD-EQ-1

DESIGN TEAM GILLIAM CHECKED _____ DATE 3/21/18

WORKING NUMBER **EQ-1**

SHEET NUMBER **7**

PLAN
ROADWAY DESIGN DIVISION
MISSISSIPPI DEPARTMENT OF TRANSPORTATION

5/7/2018 09:26:32 (07 RWD-EQ-1.DGN

ADDENDUM

FMS CON: 107370/301000

STATE	PROJECT NO.
MISS.	STP-0389-00(001)

SIGNS REQUIRED

	SIGN NO.	SIZE	UNIT AREA SQ.FT.	QUAN. REQ'D.	TOTAL SIGN AREA SQ.FT.	REMARKS
	G20 - 1	60" X 24"	10.00 ♦			ROAD WORK NEXT X X MILES
	G20 - 2	48" X 24"	8.00			END ROAD WORK
	G20 - 4	36" X 18"	4.50			PILOT CAR FOLLOW ME
1	M1 - 1	24" X 24"	4.00			1 OR 2 DIGIT
1	M1 - 1	30" X 24"	5.00			3 DIGIT
2	M1 - 4	24" X 24"	4.00			1 OR 2 DIGIT
2	M1 - 4	30" X 24"	5.00			3 DIGIT
3	M1 - 5	24" X 24"	4.00			1 OR 2 DIGIT
3	M1 - 5	30" X 24"	5.00	25 △1	125.00	3 DIGIT
4	M3 - 1	24" X 12"	2.00			NORTH- 1 OR 2 DIGIT RTE. MARKER
4	M3 - 1	30" X 15"	3.13	14 △1	43.82	NORTH- 3 DIGIT RTE. MARKER
4	M3 - 2	24" X 12"	2.00			EAST- 1 OR 2 DIGIT RTE. MARKER
4	M3 - 2	30" X 15"	3.13			EAST- 3 DIGIT RTE. MARKER
4	M3 - 3	24" X 12"	2.00			SOUTH- 1 OR 2 DIGIT RTE. MARKER
4	M3 - 3	30" X 15"	3.13	11 △1	34.43	SOUTH- 3 DIGIT RTE. MARKER
4	M3 - 4	24" X 12"	2.00			WEST- 1 OR 2 DIGIT RTE. MARKER
4	M3 - 4	30" X 15"	3.13			WEST- 3 DIGIT RTE. MARKER
	M4 - 8	24" X 12"	2.00			DETOUR- 1 OR 2 DIGIT RTE. MARKER
	M4 - 8	30" X 15"	3.13	25 △1	78.25	DETOUR- 3 DIGIT RTE. MARKER
	M4 - 8a	24" X 18"	3.00	2	6.00	END DETOUR
	M4 - 9	48" X 36"	12.00 ♦			DETOUR
	M4 - 9L	48" X 36"	12.00 ♦			DETOUR
	M4 - 9BL	48" X 36"	12.00 ♦			DETOUR
	M4 - 9SL	48" X 36"	12.00 ♦			DETOUR
	M4 - 9BSL	48" X 36"	12.00 ♦			DETOUR
	M4 - 9R	48" X 36"	12.00 ♦			DETOUR
	M4 - 9BR	48" X 36"	12.00 ♦			DETOUR
	M4 - 9SR	48" X 36"	12.00 ♦			DETOUR
	M4 - 9BSR	48" X 36"	12.00 ♦			DETOUR
	M4 - 10L	48" X 18"	6.00	2	12.00	DETOUR
	M4 - 10R	48" X 18"	6.00	2	12.00	DETOUR
4	M4 - 5	24" X 12"	2.00			TO
4	M5 - 1L	21" X 15"	2.19	3	6.57	
4	M5 - 1R	21" X 15"	2.19	3	6.57	
4	M5 - 2L	21" X 15"	2.19			
4	M5 - 2R	21" X 15"	2.19			
4	M6 - 1L	21" X 15"	2.19			
4	M6 - 1R	21" X 15"	2.19	3	6.57	
4	M6 - 2L	21" X 15"	2.19	3	6.57	
4	M6 - 2R	21" X 15"	2.19	1	2.19	
4	M6 - 3	21" X 15"	2.19	2	4.38	
	R1 - 1	36" OCTAGON	7.46			STOP (1)
	R1 - 1	48" OCTAGON	13.25 ♦			STOP (2)
	R1 - 2	48" X 48" X 48"	6.93			YIELD (1)
	R1 - 2	60" X 60" X 60"	10.83 ♦			YIELD (2)

SIGNS REQUIRED (CONT'D)

	SIGN NO.	SIZE	UNIT AREA SQ.FT.	QUAN. REQ'D.	TOTAL SIGN AREA SQ.FT.	REMARKS
	R1 - 3	18" X 9"	1.13			3-WAY, 4 WAY ETC. (1)
	R1 - 3	24" X 12"	2.00			3-WAY, 4 WAY ETC. (2)
	R2 - 1	24" X 30"	5.00	4	20.00	SPEED LIMIT (1)
	R2 - 1	36" X 48"	12.00 ♦			SPEED LIMIT (2)
6	R2 - 1	48" X 60"	20.00 ♦			
	R3 - 1	36" X 36"	9.00			(1)
	R3 - 1	48" X 48"	16.00 ♦			(2)
	R3 - 2	36" X 36"	9.00			(1)
	R3 - 2	48" X 48"	16.00 ♦			(2)
	R3 - 4	36" X 36"	9.00			(1)
	R3 - 4	48" X 48"	16.00 ♦			(2)
	R3 - 5L	30" X 36"	7.50			ONLY
	R3 - 5R	30" X 36"	7.50			ONLY
	R3 - 6L	30" X 36"	7.50			
	R3 - 6R	30" X 36"	7.50			
	R3 - 7L	30" X 30"	6.25			LEFT LANE MUST TURN LEFT
	R3 - 7R	30" X 30"	6.25			RIGHT LANE MUST TURN RIGHT
	R4 - 1	24" X 30"	5.00			DO NOT PASS (1)
	R4 - 1	48" X 60"	20.00 ♦			DO NOT PASS (2)
	R4 - 2	24" X 30"	5.00			PASS WITH CARE (1)
	R4 - 2	48" X 60"	20.00 ♦			PASS WITH CARE (2)
	R4 - 7	48" X 60"	20.00 ♦			
	R4 - 8	48" X 60"	20.00 ♦			
	R5 - 1	48" X 48"	16.00 ♦			DO NOT ENTER
	R5 - 1a	42" X 30"	8.75			WRONG WAY
	R6 - 1L	36" X 12"	3.00			ONE WAY
	R6 - 1R	36" X 12"	3.00			ONE WAY
	R6 - 2L	24" X 30"	5.00			ONE WAY
	R6 - 2R	24" X 30"	5.00			ONE WAY
	R11 - 2	48" X 30"	10.00 ♦	2	20.00	ROAD CLOSED
	R11 - 3a	60" X 30"	12.50 ♦	4	50.00	ROAD CLOSED XX MILES AHEAD
	R11 - 3b	60" X 30"	12.50 ♦			BRIDGE OUT XX MILES AHEAD
	R11 - 4	60" X 30"	12.50 ♦			ROAD CLOSED TO THRU TRAFFIC
	R12 - 1	36" X 48"	12.00 ♦			WEIGHT LIMIT XX TONS
7	R16- 3	36" X 48"	12.00 ♦			WHEN WORKERS ARE PRESENT SPEEDING FINES DOUBLED
6 7		48" X 60"	20.00 ♦			
	W1 - 1L	48" X 48"	16.00 ♦			
	W1 - 1R	48" X 48"	16.00 ♦			
	W1 - 2L	48" X 48"	16.00 ♦			
	W1 - 2R	48" X 48"	16.00 ♦			
	W1 - 3L	48" X 48"	16.00 ♦			
	W1 - 3R	48" X 48"	16.00 ♦			
	W1 - 4aL	48" X 48"	16.00 ♦			
	W1 - 4aR	48" X 48"	16.00 ♦			
	W1 - 5L	48" X 48"	16.00 ♦			
	W1 - 5R	48" X 48"	16.00 ♦			
	W1 - 6L	48" X 24"	8.00			(1)
	W1 - 6L	60" X 30"	12.50 ♦			(2)
	W1 - 6R	48" X 24"	8.00			(1)
	W1 - 6R	60" X 30"	12.50 ♦			(2)
	W1 - 7	48" X 24"	8.00			(1)

SIGNS REQUIRED (CONT'D)

SIGN NO.	SIZE	UNIT AREA SQ.FT.	QUAN. REQ'D.	TOTAL SIGN AREA SQ.FT.	REMARKS
W1 - 7	60" X 30"	12.50 ♦			(2)
W1 - 8L	18" X 24"	3.00			(1)
W1 - 8L	36" X 48"	12.00 ♦			(2)
W1 - 8R	18" X 24"	3.00			(1)
W1 - 8R	36" X 48"	12.00 ♦			(2)
W1 - 9L	48" X 48"	16.00 ♦			
W1 - 9R	48" X 48"	16.00 ♦			
W3 - 1a	48" X 48"	16.00 ♦			
W3 - 2a	48" X 48"	16.00 ♦			
W3 - 3	48" X 48"	16.00 ♦			
W3 - 5	48" X 48"	16.00 ♦			SPEED REDUCTION
W4 - 1L	48" X 48"	16.00 ♦			
W4 - 1R	48" X 48"	16.00 ♦			
W4 - 2L	48" X 48"	16.00 ♦			
W4 - 2R	48" X 48"	16.00 ♦			
W5 - 1a	48" X 48"	16.00 ♦			PAVEMENT NARROWS
W6 - 1	48" X 48"	16.00 ♦			
W6 - 2	48" X 48"	16.00 ♦			
W6 - 3	48" X 48"	16.00 ♦			
W8 - 1	48" X 48"	16.00 ♦			BUMP
W8 - 4	48" X 48"	16.00 ♦			SOFT SHOULDER
W8 - 6	48" X 48"	16.00 ♦			TRUCK CROSSING
W8 - 7	48" X 48"	16.00 ♦			LOOSE GRAVEL
W8 - 9	48" X 48"	16.00 ♦			LOW SHOULDER
W8 - 11	36" X 36"	9.00			UNEVEN LANES
W8 - 12	48" X 48"	16.00 ♦			NO CENTER STRIPE
W10 - 1	36" DIA.	7.07			(1)
W10 - 1	48" DIA.	12.56 ♦			(2)
W13 - 1	24" X 24"	4.00			XX MPH
W14 - 3	36"X48"X48"	5.56			NO PASSING ZONE (1)
	48"X64"X64"	9.89			NO PASSING ZONE (2)
W16-2	24" X 18"	3.00			XXX FEET
W19 - 2	48" X 48"	16.00 ♦			BRIDGE MAY ICE IN COLD WEATHER
W20 - 1	48" X 48"	16.00 ♦			ADVANCE ROAD WORK (1)
W20 - 1	36" X 36"	9.00			ADVANCE ROAD WORK (2)
W20 - 2	48" X 48"	16.00 ♦			ADVANCE DETOUR
W20 - 3	48" X 48"	16.00 ♦	16	256.00	ADVANCE ROAD CLOSED
W20 - 4	48" X 48"	16.00 ♦			ADVANCE ONE-LN. RD.
W20 - 4B	48" X 48"	16.00 ♦			ADVANCE ONE-LN. BR.
W20 - 5L	48" X 48"	16.00 ♦			ADVANCE LT. LN. CLOSED
W20 - 5R	48" X 48"	16.00 ♦			ADVANCE RT. LN. CLOSED
W20 - 7a	48" X 48"	16.00 ♦			
W21 - 1	36" X 36"	9.00			WORKERS
W21 - 1a	36" X 36"	9.00			

SIGNS REQUIRED (CONT'D)

	SIGN NO.	SIZE	UNIT AREA SQ.FT.	QUAN. REQ'D.	TOTAL SIGN AREA SQ.FT.	REMARKS
	W21 - 2	36" X 36"	9.00			FRESH OIL (TAR)
	W21 - 3	48" X 48"	16.00 ♦			ADVANCE ROAD MACHINERY
	W21 - 5	48" X 48"	16.00 ♦			SHOULDER WORK
	W21 - 6	36" X 36"	9.00			SURVEY CREW
	W24 - 1L	48" X 48"	16.00 ♦			
	W24 - 1R	48" X 48"	16.00 ♦			
	W24 - 1AL	48" X 48"	16.00 ♦			
	W24 - 1AR	48" X 48"	16.00 ♦			
	W24 - 1BL	48" X 48"	16.00 ♦			
	W24 - 1BR	48" X 48"	16.00 ♦			
	VP - 1L	12" X 36"	3.00			
	VP - 1R	12" X 36"	3.00			
5	OM - 3L	12" X 36"	3.00			
5	OM - 3R	12" X 36"	3.00			
	TOTAL SIGN AREA			LESS THAN 10 SQ. FT.		364.35 △1 SQ. FT.
	TOTAL SIGN AREA			10 SQ. FT. OR MORE ♦		326.00 SQ. FT.

(1) STANDARD
(2) SPECIAL (USE WHERE WARRANTED)

NOTES

1. INTERSTATE ROUTE MARKER
2. UNITED STATES ROUTE MARKER
3. STATE ROUTE MARKER
4. COLORS OF CARDINAL DIRECTION MARKERS AND DIRECTIONAL ARROWS SHALL BE APPROPRIATE TO MATCH ACCOMPANYING ROUTE MARKERS.
5. BLACK STRIPES ON YELLOW BACKGROUND
6. INTERSTATE USE ONLY
7. TOP OF SIGN - BLACK LETTERING ON ORANGE BACKGROUND, BOTTOM OF SIGN - BLACK LETTERING ON WHITE BACKGROUND

THE BACKGROUND OF ALL WARNING SIGNS ("W" SERIES) EXCEPT W10-1 SHALL BE ORANGE. THE W10-1 BACKGROUND SHALL BE YELLOW IN ALL CASES.

DATE	CHANGED QUANTITIES	REVISION	BY	RCG
5-7-18				

MISSISSIPPI DEPARTMENT OF TRANSPORTATION

ESTIMATED QUANTITIES FOR TRAFFIC CONTROL SIGNS

PROJ. NO.: STP-0389-00(001)
COUNTY: SIMPSON

FILENAME: RWD-EQ-1
DESIGN TEAM GILLIAM CHECKED _____ DATE 08-26-13

WORKING NUMBER EQ-2
SHEET NUMBER 8

PLAN
ROADWAY DESIGN DIVISION
MISSISSIPPI DEPARTMENT OF TRANSPORTATION

5/7/2018 09:22:42 (08) RWD-EQ-2.DGN

FMS CON: 107370/301000

STATE	PROJECT NO.
MISS.	STP-0389-00(001)

ADDENDUM

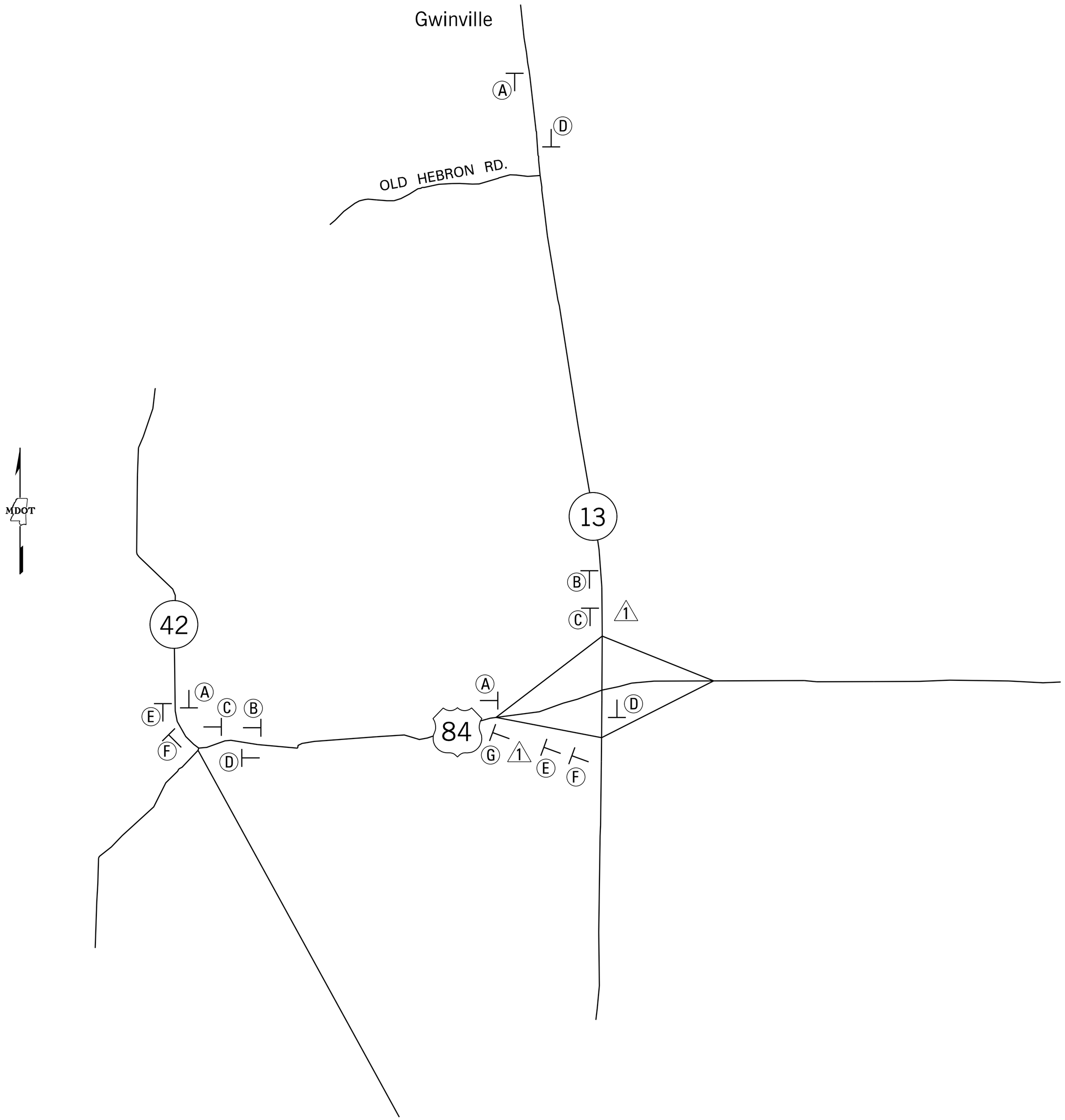

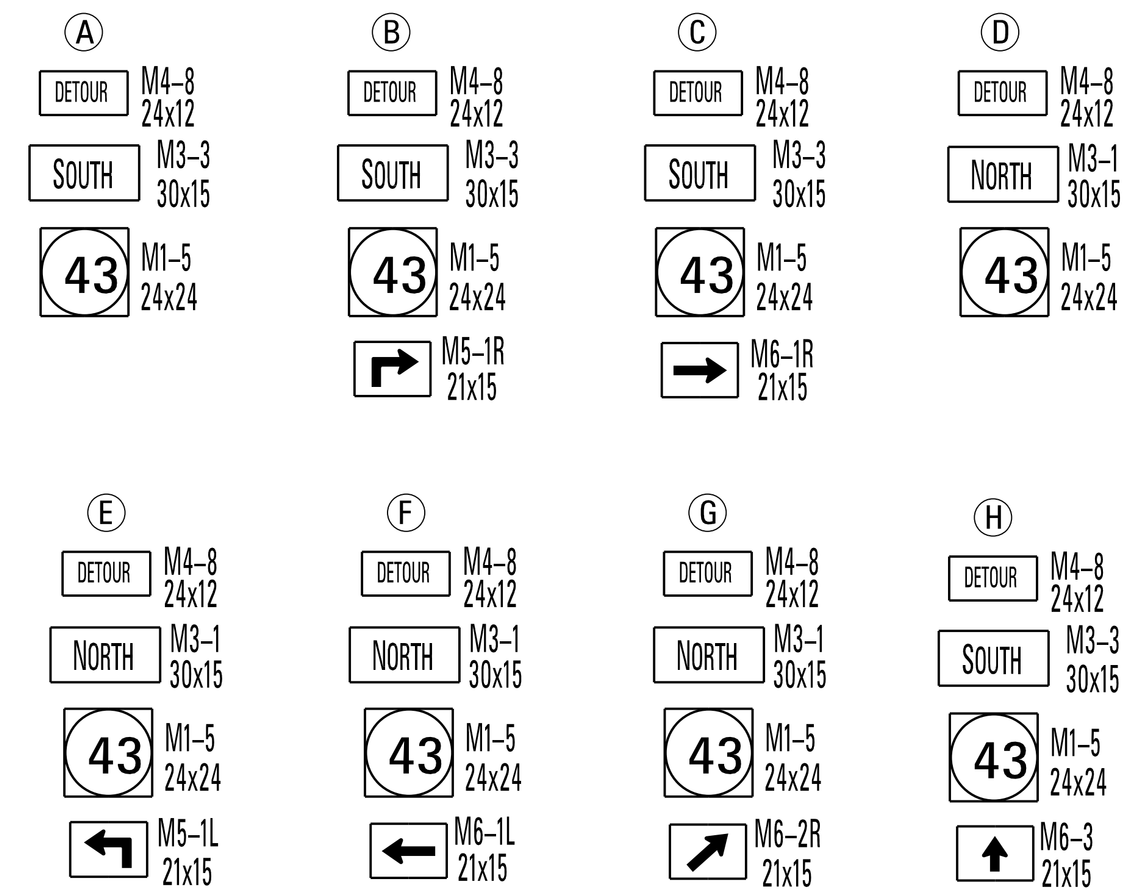

NOTES:

1) DRAWING NOT TO SCALE.

2) SIGN LOCATIONS SHOWN ON THIS PLAN SHEET ARE APPROXIMATE AND ARE TO BE STAKED BY THE CONTRACTOR AND APPROVED BY THE PROJECT ENGINEER PRIOR TO PLACEMENT.

DATE	REVISION	BY
5-7-18	REMOVED SIGNS	RCG

MISSISSIPPI DEPARTMENT OF TRANSPORTATION

DETOUR DETAIL

PROJ. NO.: STP-0389-00(001)
COUNTY: SIMPSON

FILENAME: rwd.cel
DESIGN TEAM GILLIAM CHECKED _____ DATE 3/21/18

WORKING NUMBER **DET-1**

SHEET NUMBER **25**

PLAN
ROADWAY DESIGN DIVISION
MISSISSIPPI DEPARTMENT OF TRANSPORTATION

5/7/2018 09:13:34 (25-27)DET.DGN

ADDENDUM

STATE	PROJECT NO.
MISS.	STP-0389-00(001)

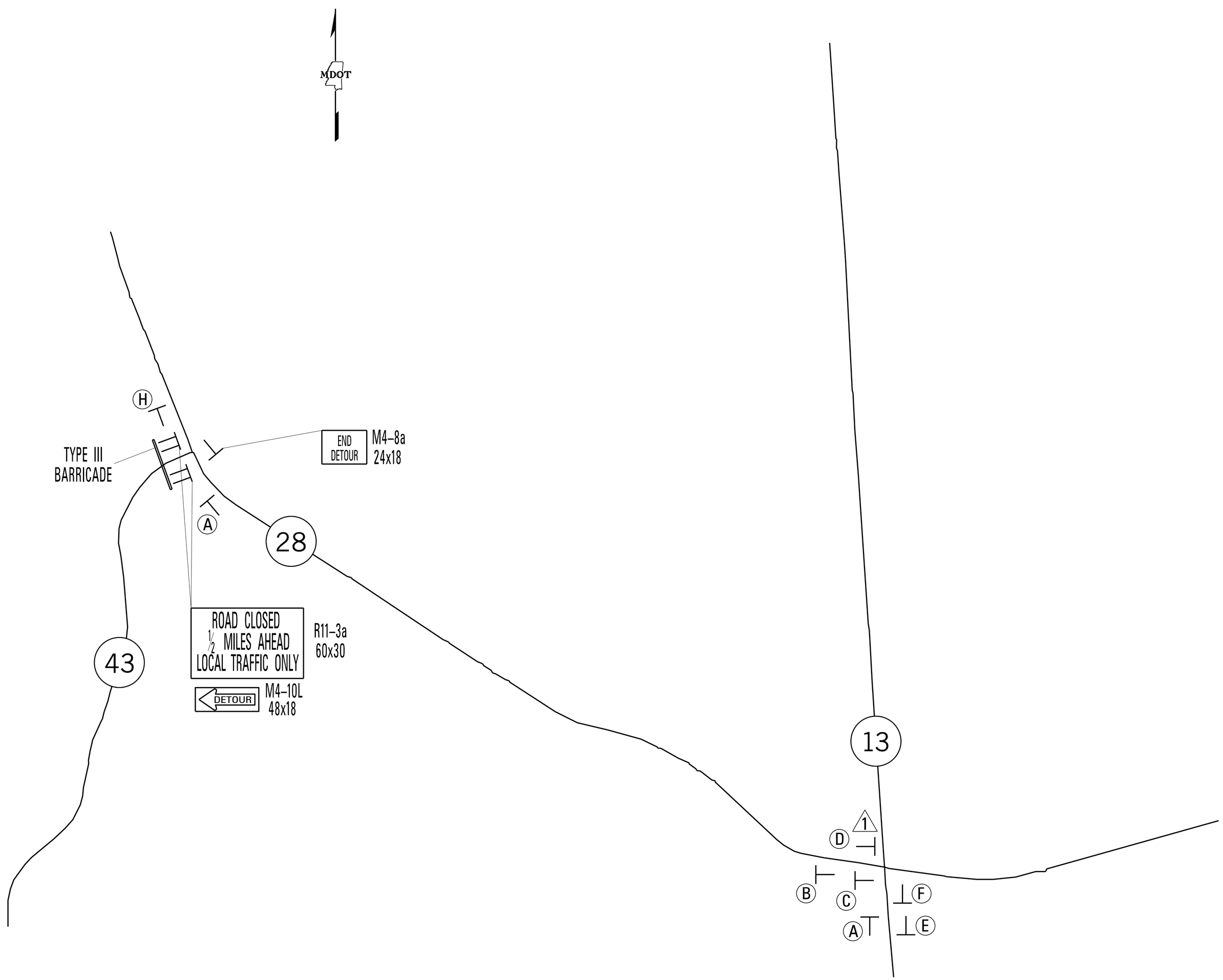

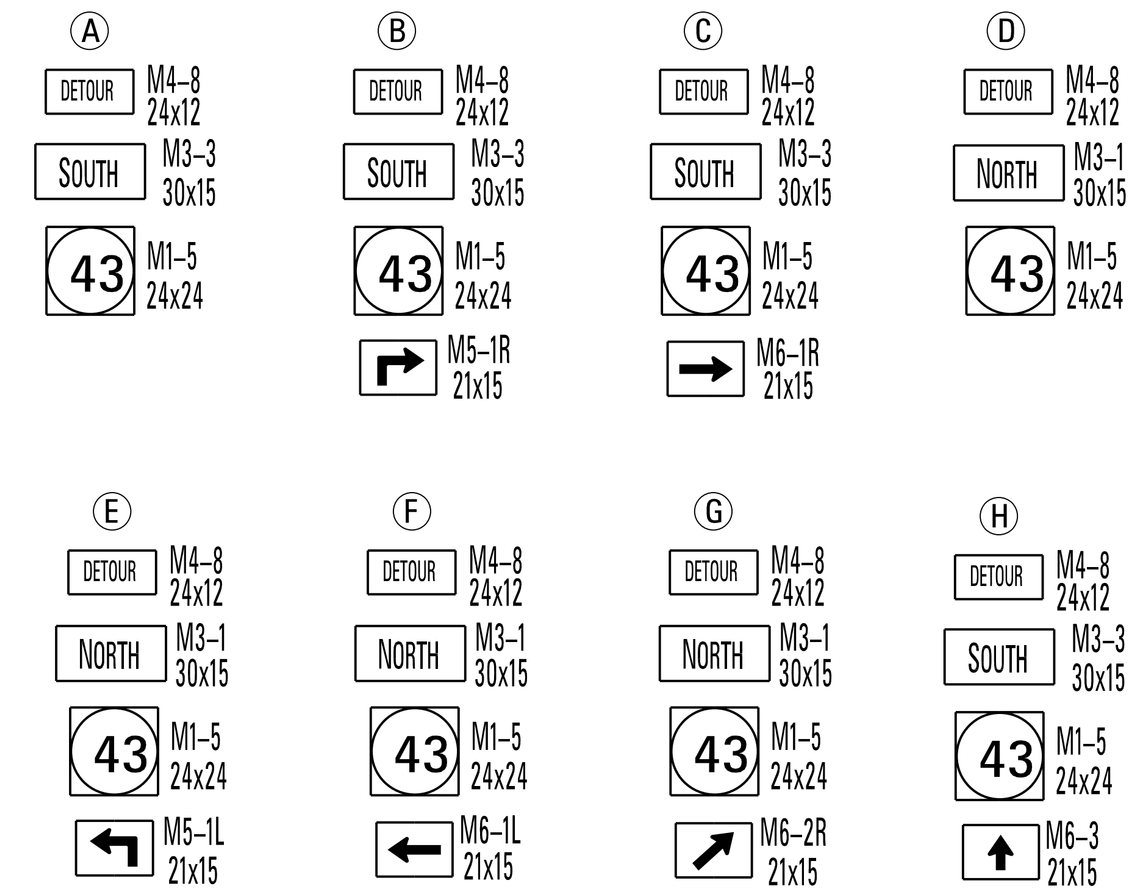

NOTES:

1) DRAWING NOT TO SCALE.

2) SIGN LOCATIONS SHOWN ON THIS PLAN SHEET ARE APPROXIMATE AND ARE TO BE STAKED BY THE CONTRACTOR AND APPROVED BY THE PROJECT ENGINEER PRIOR TO PLACEMENT.

DATE	REVISION	BY
5-7-18	MOVED SIGN	RCG

MISSISSIPPI DEPARTMENT OF TRANSPORTATION

DETOUR DETAIL

PROJ. NO.: STP-0389-00(001)
COUNTY: SIMPSON

WORKING NUMBER **DET-2**

SHEET NUMBER **26**

FILENAME: rwd.cel
DESIGN TEAM GILLIAM CHECKED _____ DATE 3/21/18

PLAN
ROADWAY DESIGN DIVISION
MISSISSIPPI DEPARTMENT OF TRANSPORTATION
5/7/2018 09:13:53 (25-27) DET.DGN

FMS CON: 107370/301000

STATE	PROJECT NO.
MISS.	STP-0389-00(001)

ADDENDUM

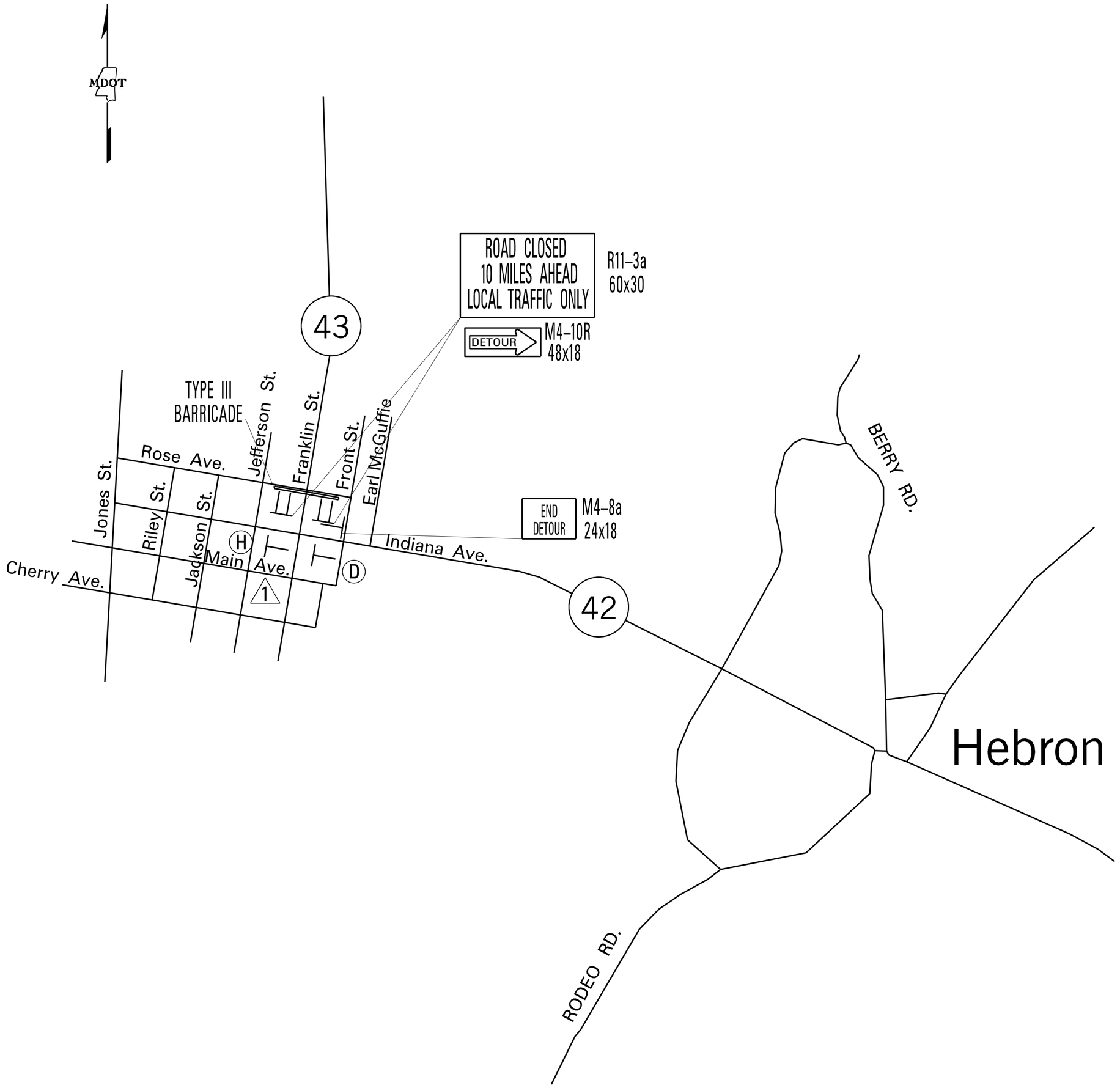

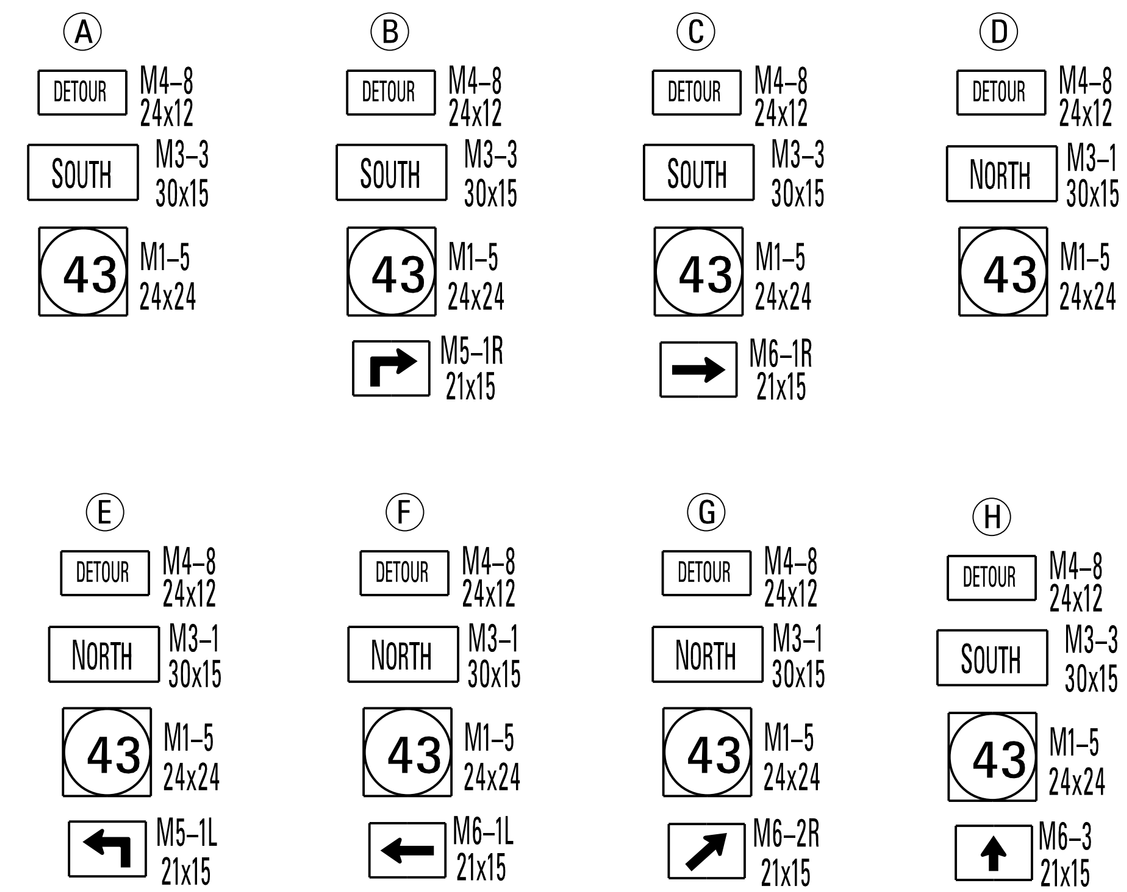

NOTES:

1) DRAWING NOT TO SCALE.

2) SIGN LOCATIONS SHOWN ON THIS PLAN SHEET ARE APPROXIMATE AND ARE TO BE STAKED BY THE CONTRACTOR AND APPROVED BY THE PROJECT ENGINEER PRIOR TO PLACEMENT.

DATE	REVISION	BY
5-7-18	MOVED SIGN	RCG

MISSISSIPPI DEPARTMENT OF TRANSPORTATION

DETOUR DETAIL

PROJ. NO.: STP-0389-00(001)
COUNTY: SIMPSON

FILENAME: rwd.cel
DESIGN TEAM GILLIAM CHECKED DATE 3/21/18

WORKING NUMBER **DET-3**

SHEET NUMBER **27**

PLAN
ROADWAY DESIGN DIVISION
MISSISSIPPI DEPARTMENT OF TRANSPORTATION

5/7/2018 09:14:16 (25-27)DET.DGN