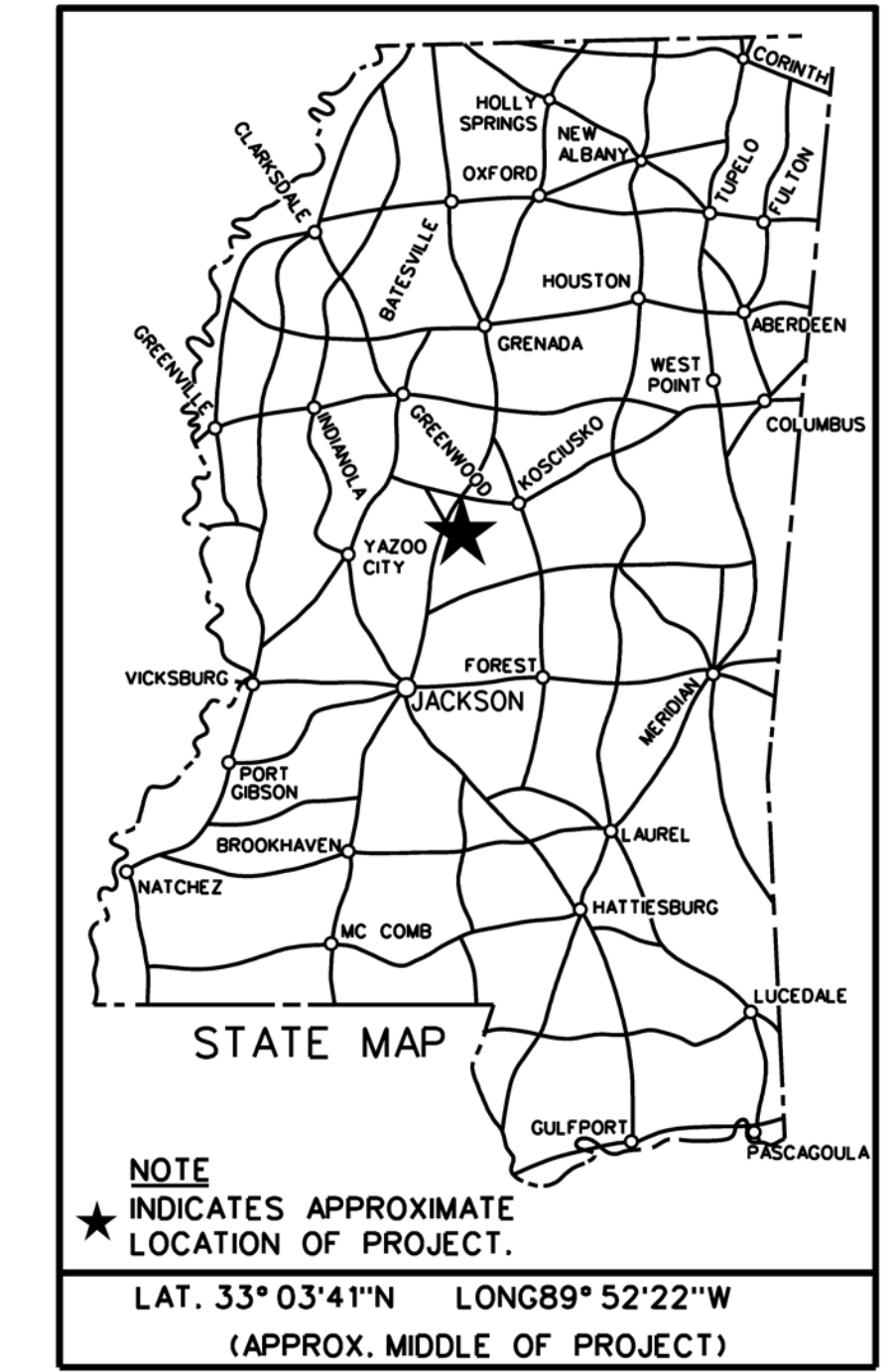


STATE	PROJECT NO.	SHEET NO.
MISS.	BWO-3190-26(001)	1
MISS.	LWO-3045-26(002)	

STATE OF MISSISSIPPI
 MISSISSIPPI DEPARTMENT OF TRANSPORTATION
**PLANS OF PROPOSED
 HOLMES COUNTY
 MAINTENANCE FACILITIES
 AT DURANT**
STATE PROJECT NO. BWO-3190-26(001)
LWO-3045-26(002)

HOLMES COUNTY

CONSTRUCTION FMS NOS.
503239/301000
503239/302000



PROJECT LOCATION
 13998 HWY 51S
 DURANT, MS 39063






CONVENTIONAL SYMBOLS

- COUNTY LINE
- TOWN CORPORATION LINE
- SECTION LINE
- EXISTING ROAD OR TRAVELED WAY
- EXISTING DIVIDED HIGHWAY
- RAILROAD
- SURVEY LINE
- BRIDGES

PERMITS ACQUIRED BY MDOT		
WETLANDS AND WATERS PERMITS		
	WATERS	WETLANDS
NATIONWIDE #14	N	N
NATIONWIDE (OTHER)*	N	N
GENERAL*	N	N
INDIVIDUAL (404)*	N	N
STORMWATER PERMIT S		
Y	REQUIRED, SCNOI SUBMITTED BY MDOT (DISTURBED AREA = 5 ACRES)	
S	REQUIRED, SCNOI TO BE SUBMITTED BY CONTRACTOR (1 TO 4.99 ACRES)	
N	NO STORMWATER PERMIT REQUIRED (<1 ACRE)	
APPROVED BY: _____		

ARCHITECTURAL SERVICES DIVISION
 MISSISSIPPI DEPARTMENT OF TRANSPORTATION
 024 00 AMP-M
 DGNFILENAME
 UPDATE



P S & E DATE: 11/20/2019

APPROVED:


DEPUTY EXECUTIVE DIRECTOR / CHIEF ENGINEER

EXECUTIVE DIRECTOR

STATE	PROJECT NO.
MISS.	BWO-3190-26(001)
MISS.	LWO-3045-26(002)

INDEX OF DRAWINGS		
Working No.	Sheet No.	Sheet Name
	1	TITLE SHEET
T101	2	INDEX OF DRAWINGS
T102	3	CODE INFORMATION & LEGENDS
T103	4	SUMMARY OF QUANTITIES
T104	5	VEGETATION SCHEDULE
T105	6	ESTIMATED QUANTITIES
C1	7	EXISTING CONDITIONS
C2	8	DEMOLITION PLAN
C3	9	SITE PLAN
C4	10	GRADING & DRAINAGE PLAN
C5	11	EROSION CONTROL PLAN
C6	12	CONSTRUCTION DETAILS
C7	13	SANITARY SEWER PLAN & PROFILE
C8	14	SANITARY SEWER PLAN & PROFILE
C9	15	SANITARY SEWER PLAN & PROFILE
CS-1	16	CONSTRUCTION SIGNING SHEET
S100	17	STRUCTURAL GENERAL NOTES
S101	18	FOUNDATION PLAN
S102	19	EQUIPMENT PLATFORM FRAMING PLAN
S201	20	FOUNDATION DETAILS
S301	21	WOOD FRAMING DETAILS
A101-A	22	FLOOR PLAN
A102-A	23	REFLECTED CEILING PLAN & EQUIP. PLATFORM FLOOR PLAN
A103-A	24	ROOF PLAN & DETAILS
A201-A	25	BUILDING ELEVATIONS
A202-A	26	BUILDING ELEVATIONS
A301-A	27	BUILDING SECTIONS
A302-A	28	BUILDING SECTIONS
A303-A	29	WALL SECTIONS
A304-A	30	WALL SECTIONS
A401-A	31	INTERIOR ELEVATIONS
A402-A	32	MILLWORK DETAILS
A501	33	MISCELLANEOUS DETAILS & PARTITION TYPES
A601-A	34	OPENING SCHEDULES
A602-A	35	OPENING DETAILS
A603-A	36	OPENING DETAILS
A604-A	37	OPENING DETAILS
A901-A	38	EXTERIOR VIEWS
I101-A	39	FINISH FLOOR PLAN
I601-A	40	INTERIOR FINISH SCHEDULE


P001	41	LEGENDS, INDEX AND GENERAL NOTES - PLUMBING
P100	42	UTILITY SITE PLAN - PLUMBING
P101	43	FIRST FLOOR PLAN - PLUMBING
P201	44	EQUIPMENT PLATFORM - PLUMBING
P301	45	SCHEDULES AND DETAILS - PLUMBING
M001	46	LEGENDS, INDEX AND GENERAL NOTES - MECHANICAL
M101	47	FIRST FLOOR PLAN - MECHANICAL
M201	48	EQUIPMENT PLATFORM - MECHANICAL
M301	49	BUILDING SECTION - MECHANICAL
M401	50	DETAILS - MECHANICAL
M501	51	SCHEDULES - MECHANICAL
E000	52	ELECTRICAL LEGEND & GENERAL NOTES
E001	53	ELECTRICAL SCHEDULE
ESD101	54	SITE PLAN - ELECTRICAL DEMOLITION
ES101	55	SITE PLAN - ELECTRICAL
E101	56	FIRST FLOOR PLAN - LIGHTING
E102	57	FIRST FLOOR PLAN - POWER
E103	58	FIRST FLOOR PLAN - SYSTEMS
E201	59	EQUIPMENT PLATFORM PLAN - ELECTRICAL
E501	60	ELECTRICAL DETAILS
E601	61	POWER DISTRIBUTION DIAGRAM & PANEL SCHEDULES
ECD-1	6101	EROSION CONTROL STANDARDS
ECD-3	6103	EROSION CONTROL STANDARDS
ECD-4	6104	EROSION CONTROL STANDARDS
ECD-6	6106	EROSION CONTROL STANDARDS
ECD-7	6107	EROSION CONTROL STANDARDS
ECD-11	6111	EROSION CONTROL STANDARDS
ECD-13	6113	EROSION CONTROL STANDARDS
ECD-14	6114	EROSION CONTROL STANDARDS
ECD-16	6116	EROSION CONTROL STANDARDS
DT-1	6123	EROSION CONTROL STANDARDS
CL-1	6184	FENCE: CHAIN LINK CLASS I
CLG-1	6191	FENCE: CHAIN LINK GATE
SD-1	6419	DRIVEWAYS, CURB & GUTTER, SIDEWALK
PI-1	6501	PIPE CULVERT INSTALLATION
PI-2	6502	FLEXIBLE PIPE CULVERT INSTALLATION
IG-2	6517	DETAILS OF GRATES FOR GUTTER INLETS
SS-3	6525	STORM SEWER INLET TYPE SS-3
SS-4	6526	STORM SEWER INLET TYPE SS-4
B-9	6527	DROP INLET AND GRATE DETAILS



ARCHITECTURAL



CIVIL



MECH/PLUMBING



ELECTRICAL

PS & E PLANS- 11/20/2019		
FMS CON. • 503239/301000, 302000		
REVISIONS		
DATE	SHEET NO.	BY
12/11/2019	2, 3, 4, 9, 10, 11, 13, 14, 15, 22, 25, 29, 31, 32, 33, 34, 40, 42, 53, 55, 56, 57, 60, 61	VARIES

<table border="1"> <tr><th>NO.</th><th>DATE</th><th>BY</th></tr> <tr><td> </td><td> </td><td> </td></tr> <tr><td> </td><td> </td><td> </td></tr> <tr><td> </td><td> </td><td> </td></tr> </table>	NO.	DATE	BY										<p>MISSISSIPPI DEPARTMENT OF TRANSPORTATION HOLMES COUNTY MAINTENANCE FACILITIES AT DURANT INDEX OF DRAWINGS</p>	
	NO.	DATE	BY											
<p>Project Number: BWO-3190-26(001) LWO-3045-26(002) COUNTY: HOLMES</p>	<p>WORKING NUMBER T101</p>													
<p>FILENAME: mdo_tborder.dgn DESIGN TEAM: ASU CHECKED: JRP DATE: 11/20/19</p>	<p>SHEET NUMBER 2</p>													
<p>11/20/19</p>														