

SECTION 905 -- PROPOSAL (CONTINUED)

I (We) hereby certify by digital signature and electronic submission via Bid Express of the Section 905 proposal below, that all certifications, disclosures and affidavits incorporated herein are deemed to be duly executed in the aggregate, fully enforceable and binding upon delivery of the bid proposal. I (We) further acknowledge that this certification shall not extend to the bid bond or alternate security which must be separately executed for the benefit of the Commission. This signature does not cure deficiencies in any required certifications, disclosures and/or affidavits. I (We) also acknowledge the right of the Commission to require full and final execution on any certification, disclosure or affidavit contained in the proposal at the Commission's election upon award. Failure to so execute at the Commission's request within the time allowed in the Standard Specifications for execution of all contract documents will result in forfeiture of the bid bond or alternate security.

Bidder acknowledges receipt of and has added to and made a part of the proposal and contract documents the following addendum (addenda):

ADDENDUM NO. <u>1</u>	DATED <u>6/2/2026</u>	ADDENDUM NO. <u>4</u>	DATED <u>6/9/2026</u>
ADDENDUM NO. <u>2</u>	DATED <u>6/3/2026</u>	ADDENDUM NO. _____	DATED _____
ADDENDUM NO. <u>3</u>	DATED <u>6/4/2026</u>	ADDENDUM NO. _____	DATED _____

Number	Description
1	Revised Bid Items; Amendment EBSx Download Required.
2	Revised Wage Rates; Amendment EBSx Download Required.
3	Postponed til June 12, 2026; Amendment EBSx Download Required.
4	Revised Table of Contents; Revised Advertisement; Revised NTB Nos. 8053 & 8055; Revised Bid Items; Amendment EBSx Download Required.

TOTAL ADDENDA: 4
 (Must agree with total addenda issued prior to opening of bids)

Respectfully Submitted,
 DATE _____

 Contractor
 BY _____
 Signature
 TITLE _____
 ADDRESS _____
 CITY, STATE, ZIP _____
 PHONE _____
 FAX _____
 E-MAIL _____

(To be filled in if a corporation)

Our corporation is chartered under the Laws of the State of _____ and the names, titles and business addresses of the executives are as follows:

_____	President	Address
_____	Secretary	Address
_____	Treasurer	Address

The following is my (our) itemized proposal.
 STBG-2906-00(008)/ 110153301000
 Union County(ies)

Revised 01/26/2016

**MISSISSIPPI DEPARTMENT OF TRANSPORTATION
TABLE OF CONTENTS**

PROJECT: STBG-2906-00(008)/110153301 - Union

Section 901 - Advertisement

Section 904 - Notice to Bidders

#1	Governing Specification, w/ Supplement
#2	Status of ROW, w/ Attachments
#296	Reduced Speed Limit Signs
#445	Mississippi Agent or Qualified Nonresident Agent
#516	Errata and Modifications to the 2017 Standard Specifications
#1226	Material Storage Under Bridges
#1241	Fuel and Material Adjustments
#2206	MASH Compliant Devices
#2273	Mississippi Special Fuel Tax Law
#2954	Reflective Sheeting for Signs
#4113	Unique Entity ID Requirement For Federal Funded Projects
#4702	App for Traffic Control Report
#5551	Federal Bridge Formula
#7578	Obligation Date
#7624	Standard Drawings w/Supplement
#8053	Contract Time
#8055	Scope of Work
906	Required Federal Contract Provisions -- FHWA 1273, w/Supplements

Section 907 - Special Provisions

907-101-1	Definitions and Terms
907-102-2	Bidding Requirements and Conditions
907-104-2	Minor Alterations to the Contract
907-105-2	Control of Work
907-106-5	Control of Materials
907-108-4	Subletting of Contract
907-108-6	Default and Termination of Contract
907-109-5	Measurement and Payment
907-225-1	Grassing
907-401-4	Asphalt Pavements - General
907-403-4	Asphalt Pavements
907-618-12	Traffic Control Management
907-626-12	Thermoplastic Traffic Markings
907-700-3	Materials and Tests w/Attachment
907-701-4	Hydraulic Cement, w/ Supplement
907-702-4	Bituminous Materials
907-703-2	Gradation
907-705-1	Stone Riprap
907-707-3	Joint Materials
907-711-2	Plain Steel Wire
907-712-1	Fence and Guardrail

PROJECT: STBG-2906-00(008)/110153301 - Union

907-714-4	Miscellaneous Materials
907-718-1	Timber and Dimension Lumber
907-720-4	Pavement Marking Materials
907-721-4	Materials for Signing
907-825-3	Soil Nail Retaining Walls

Section 905 - Proposal, Proposal Bid Items, Combination Bid Proposal

Certification of Performance - Prior Federal-Aid Contracts

Certification Regarding Non-Collusion, Debarment and Suspension

SAM.GOV Registration and Unique Entity ID

Section 902 - Contract Form

Section 903 - Contract Bond Forms

(REVISIONS TO THE ABOVE WILL BE INDICATED ON THE SECOND SHEET
OF SECTION 905 AS ADDENDA)

05/28/2026 12:54 PM

MISSISSIPPI DEPARTMENT OF TRANSPORTATION

SECTION 901 - ADVERTISEMENT

Electronic bids will be received by the Mississippi Transportation Commission at 11:00 o'clock A.M., Friday, June 12, 2026, from the Bid Express Service and shortly thereafter publicly read on the First Floor Construction Division Conference Room For:

Emergency Slide Repair on SR 178 approximately 0.66 miles south of CR 121, known as Federal Aid Project No. STBG-2906-00(008) / 110153301 in Union County.

The attention of bidders is directed to the Contract Provisions governing selection and employment of labor. Minimum wage rates have been predetermined by the Secretary of Labor and are subject to Public Law 87-581, Work Hours Act of 1962, as set forth in the Contract Provisions.

The specifications are on file in the offices of the Mississippi Department of Transportation.

Contractors may request permission to bid online at <http://shop.mdot.ms.gov> at no cost. Upon approval, Contractors shall be eligible to submit a bid using Bid Express at <http://bidx.com>. Specimen proposals may be viewed and downloaded online at no cost at <http://mdot.ms.gov> or purchased online at <http://shop.mdot.ms.gov> at a cost of Ten Dollars (\$10.00) per proposal plus a small convenience fee. Cash or checks will not be accepted as payment.

Bid bond, signed or countersigned by a Mississippi Agent or Qualified Nonresident Agent, with Power of Attorney attached, a Cashier's check or Certified Check for five (5%) percent of bid, payable to STATE OF MISSISSIPPI, must accompany each proposal.

The attention of bidders is directed to the provisions of Subsection 102.07 pertaining to irregular proposals and rejection of bids.

BRAD WHITE
EXECUTIVE DIRECTOR

MISSISSIPPI DEPARTMENT OF TRANSPORTATION

SECTION 904 - NOTICE TO BIDDERS NO. 8053

CODE: (SP)

DATE: 06/09/2026

SUBJECT: Contract Time

PROJECT: STBG-2906-00(008) / 110153301 – Union County

The calendar date for completion of work to be performed by the Contractor for this project shall be **September 11, 2026** which date or extended date as provided in Subsection 907-108.06 shall be the end of contract time. It is anticipated that the Notice of Award will be the day bids are received and the effective date of the Notice to Proceed / Beginning of Contract Time will be simultaneous with the execution of the contract.

MISSISSIPPI DEPARTMENT OF TRANSPORTATION

SECTION 904 – NOTICE TO BIDDERS NO. 8055

CODE: (SP)

DATE: 06/09/2026

SUBJECT: Scope of Work

PROJECT: STBG-2906-00(008) / 110153301 – Union County

The contract documents do not include an official set of construction plans, but may, by reference, include some Standard Drawings when so specified in a Notice to Bidders entitled, “Standard Drawings.”

SR 178 SLIDE REPAIR
APPROX. 0.66 MILES SOUTH OF CR 121
UNION COUNTY MISSISSIPPI

In general, the work to be accomplished using the pay items, corresponding specifications, and drawings as set forth in this contract is to stabilize and repair one landslide on SR 178 approximately 0.66 miles south of CR 121, in Union County.

The Contractor shall be responsible for the installation and maintenance of all traffic control throughout the duration of the Contract.. The Contractor shall furnish, install and maintain the traffic control per the drawings included. Upon installation of the closure and detour, all MDOT-owned traffic control devices will be returned to MDOT.

The Contractor shall install all required detour signage prior to beginning Work and shall remove all detour signage upon completion of the Work.

The Contractor shall furnish all labor, materials, equipment, supervision, testing, submittals, design services, and incidentals necessary to construct a permanent Soil Nail Retaining Wall in accordance with the MDOT Special Provision No. 907-825, the contract documents, approved shop drawings, and all referenced specifications and standards. The wall shall be approximately 295 linear feet long and 8 feet high (measured from top of concrete facing to bottom of wall elevation shown on plans) with a 0.5H:1V shotcrete facing.

Excavate and haul off all failed and unsuitable material to the lines, grades, and limits necessary to accommodate the soil nail retaining wall and related roadway improvements. Construct the 8-foot-high Soil Nail Retaining Wall with temporary shotcrete facing (minimum 4 inches thick, reinforced with bars and/or welded wire mesh or fiber reinforced per ASTM C 1116) applied within 24 hours of each lift excavation (unless approved otherwise), and permanent cast-in-place reinforced concrete facing (Class "AA" concrete per Section 804) meeting all requirements of 907-825.03.4 and 907-825.03.5, constructed at a 0.5H:1V batter.

Install soil nails (ASTM A 615 Grade 75 all-thread bars, solid or hollow, with sacrificial steel corrosion protection for 75-year design life, fully encapsulated in grout) at horizontal/vertical spacing of at least 3 feet, inclined at least 10° below horizontal, drill hole diameter 4–10 inches, with centralizers (for solid bars) maintaining 2-inch minimum clearance and bar centered within 1 inch of hole center.

Install micropiles within the soil nail wall face at locations, depths, capacities, inclinations, and grouting details shown on the plans or approved submittals, fully integrated with the soil nail system.

Install grouted columns below the shoulder build-out area as detailed on the plans or approved submittals.

Remove approximately 3 feet of the existing cracked travel lane for a length of approximately 172 feet, dispose of materials, and prepare the subgrade.

Build out the new roadway width extension and shoulder for guardrail placement, including embankment, compaction, and preparation to MDOT standards.

Perform 1-1/2-inch milling and overlay on the eastbound lane for a total length of 300 feet, including transitions and tie-ins.

Grade, seed, and mulch all disturbed areas outside the wall and pavement limits per MDOT requirements.

Install guardrail extending 50 feet in each direction (east and west) past the repair limits along Eastbound SR 178, including all posts, hardware, end treatments, and connections.

Install complete wall drainage systems consisting of geocomposite drain strips (Mirafi 6000, Ameridrain 500, or approved equivalent), placed with horizontal spacing ≤ 10 feet, connected to drain pipes (Schedule 40 PVC perforated/solid per ASTM D 1785/D 3034), collection pipes, and outlets, plus lined ditch at top of wall as required.

Perform Soil Nail Verification Tests and Proof Tests in accordance with Subsection 907-825.03.7 on sacrificial (verification) and production (proof) nails, including required minimum quantities (at least two verification tests per wall and per soil stratum; proof tests at least one per row or 5% of production nails, whichever greater), using calibrated equipment, incremental loading schedules, creep monitoring, and acceptance criteria per the Special Provision. Submit test records, load-movement plots, and creep data within 24 hours of each test.

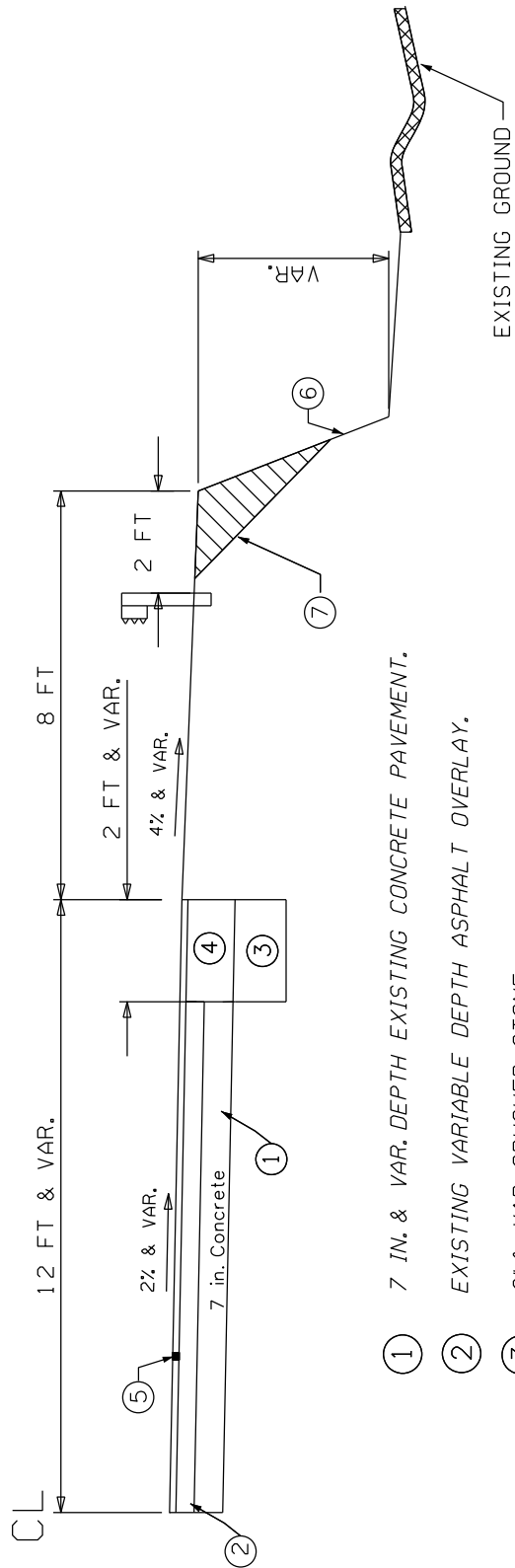
Provide construction records for each lift within 24 hours (including names, dates, times, volumes, conditions, etc.) and PDF copies upon completion of each wall or stage.

Furnish engineered and stamped as-built drawings showing final wall geometry, elevations, nail locations/lengths/inclinations, micropile and grouted column locations, drainage details, and any modifications. The Contractor shall warrant the completed soil

nail wall system in accordance with the requirements outlined in the contract documents.

This Scope of Work fully incorporates and is governed by MDOT Special Provision 907-825. The Contractor acknowledges that all requirements of that provision apply and are included in the bid price(s).

The Note “PRELIMINARY NOT FOR CONSTRUCTION” in the attached drawings was included in error and shall be disregarded.



- ① 7 IN. & VAR. DEPTH EXISTING CONCRETE PAVEMENT.
- ② EXISTING VARIABLE DEPTH ASPHALT OVERLAY.
- ③ 8" & VAR. CRUSHED STONE.
- ④ 1 1/2" & VAR. 19mm, MT, ASPHALT PAVEMENT REQUIRED.
- ⑤ 1 1/2" & VAR. 9.5mm, MT, ASPHALT PAVEMENT REQUIRED.
- ⑥ CONTRACTOR DESIGNED SOIL NAIL WALL.
- ⑦ FLOWABLE FILL.

PRELIMINARY
NOT FOR
CONSTRUCTION



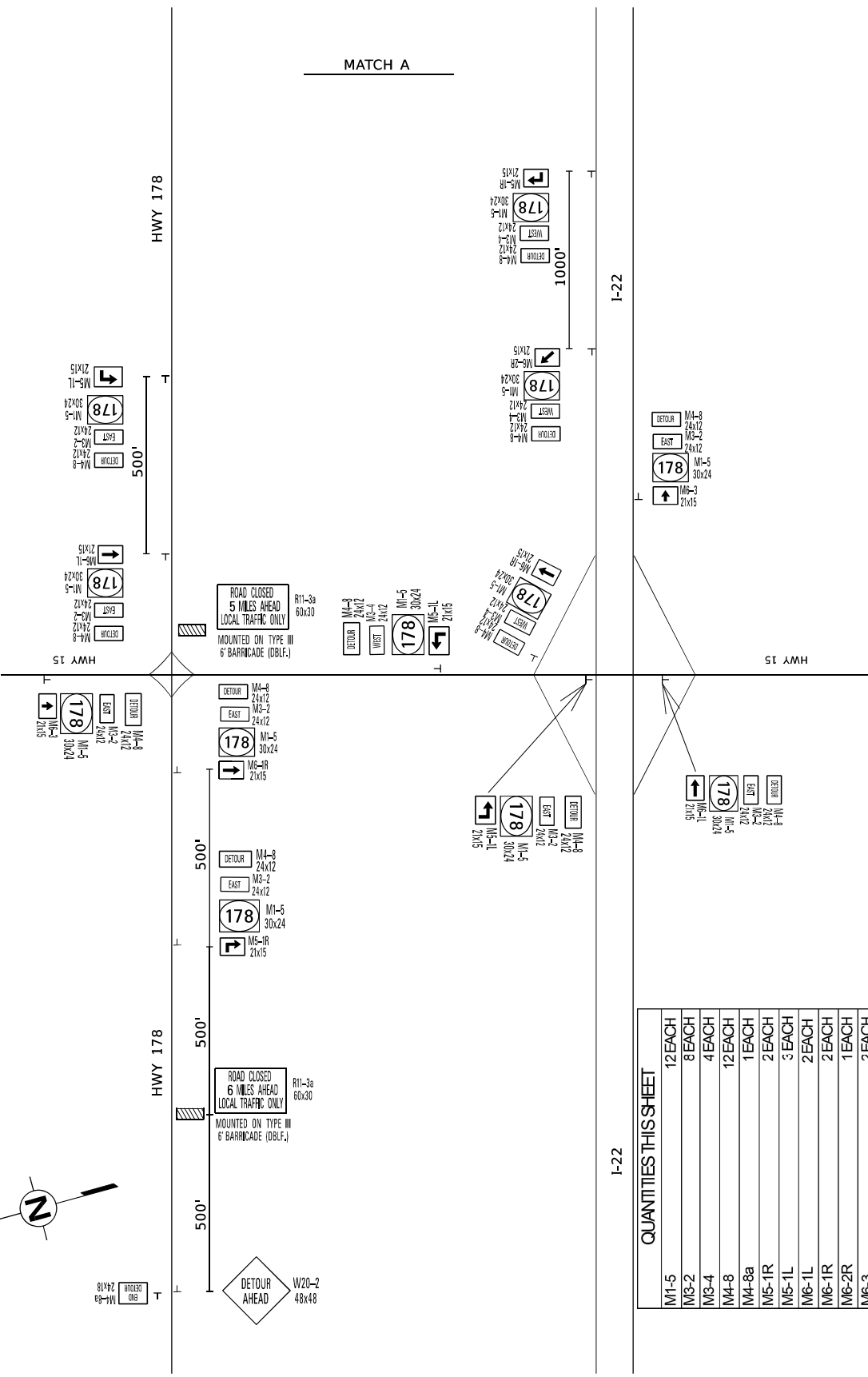
DESIGNED BY:
CHECKED BY:
DATE:

FMS CON: /
PROJECT NO.:
COUNTY:

Notice to Bidders No. 8055 -- Construction Division

SHEET NO. 5
SHEET TOTAL 10
SHEET NO.

MATCH A



QUANTITIES THIS SHEET

M1-5	12 EACH
M3-2	8 EACH
M3-4	4 EACH
M4-8	12 EACH
M4-8a	1 EACH
M5-1R	2 EACH
M5-1L	3 EACH
M6-1R	2 EACH
M6-2R	1 EACH
M6-3	2 EACH
R11-3a	1 EACH
V20-2	1 EACH
TYPE III BARRICADE	12' EACH



PRELIMINARY
NOT FOR
CONSTRUCTION

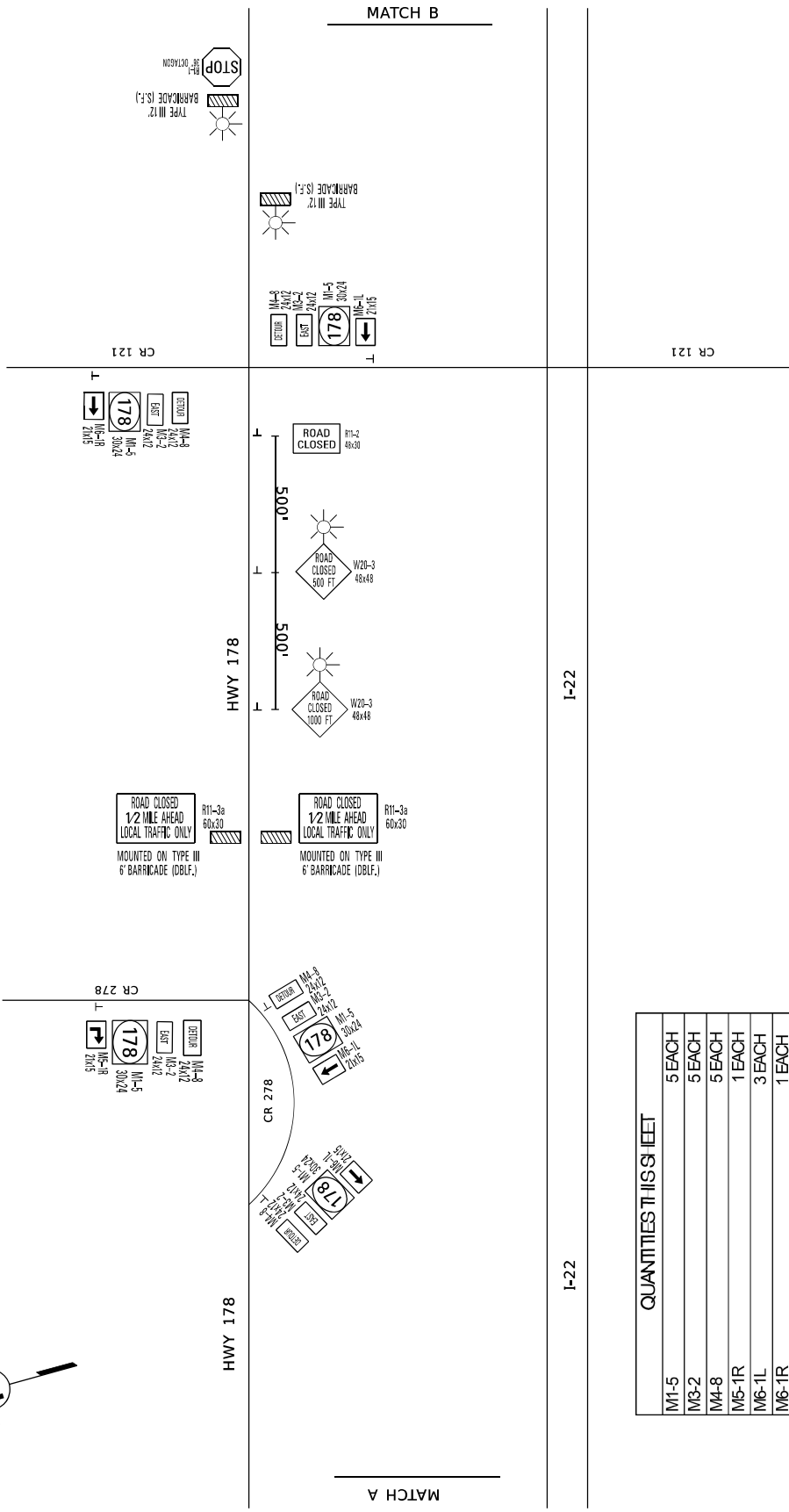
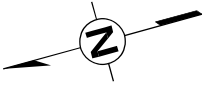


DESIGNED BY: _____
 CHECKED BY: _____
 DATE: _____
 PROJECT NO.: _____
 COUNTY: _____

- 6 -

Notice to Bidders No. 8055 -- Construction Division

SHEET ID: D1662
 SHEET NO.: _____



QUANTITIES THIS SHEET

M1-5	5 EACH
M3-2	5 EACH
M4-8	5 EACH
M5-1R	1 EACH
M6-1L	3 EACH
M6-1R	1 EACH
R1-1	1 EACH
R11-2	1 EACH
R11-3a	2 EACH
W20-3	4 EACH
TYPE 'B' WARNING LIGHTS	4 EACH
TYPE III BARRICADE	36' EACH

PRELIMINARY
NOT FOR
CONSTRUCTION



MISSISSIPPI DEPARTMENT OF TRANSPORTATION

DESIGNED BY:
DETAILED BY:
CHECKED BY:
DATE:

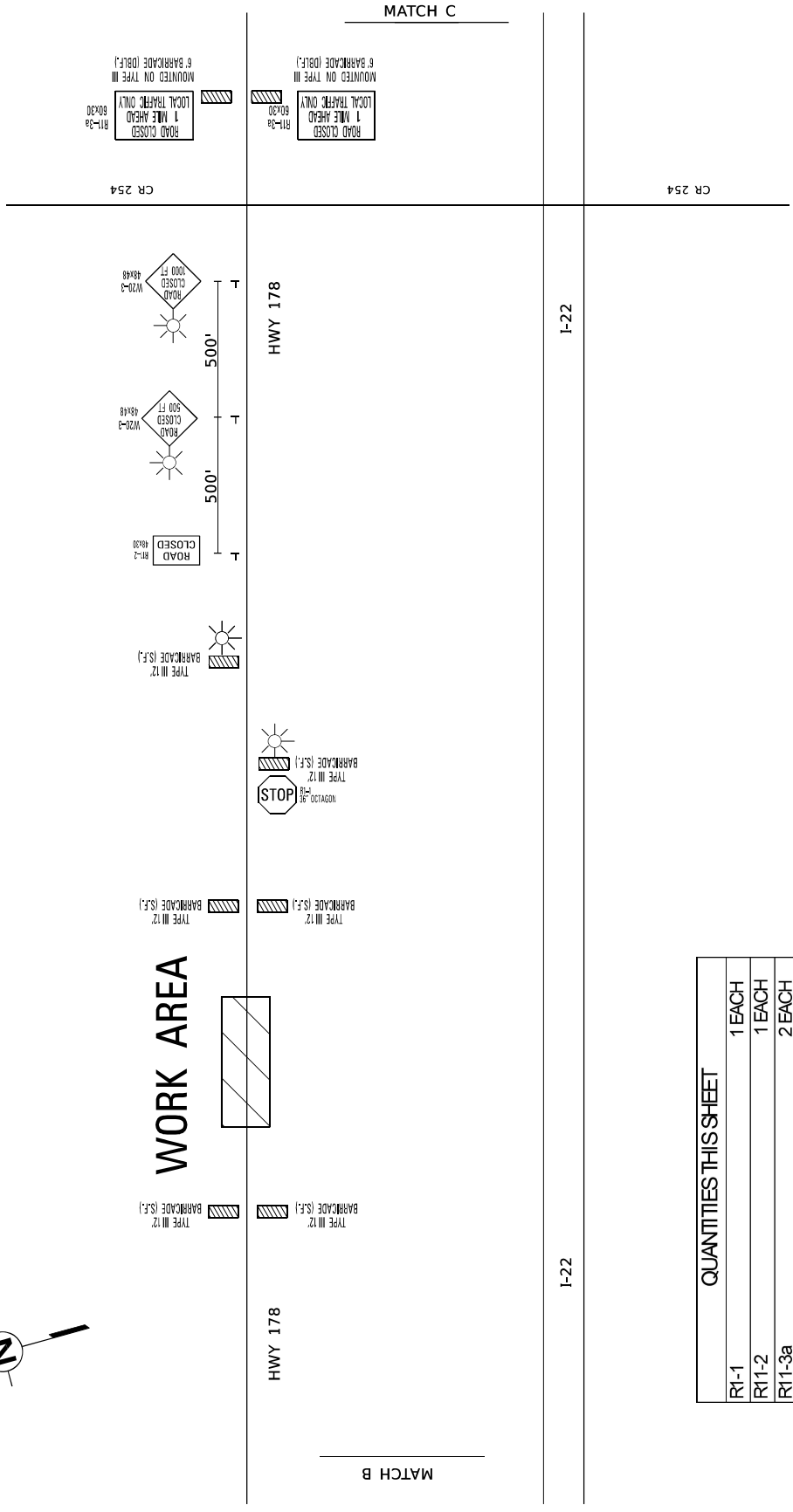
FMS CON: /
PROJECT NO.:
COUNTY:

- 7 -

Notice to Bidders No. 8055 -- Construction Division

SHEET NO.
DISC#

SHEET NO.



QUANTITIES THIS SHEET	
R1-1	1 EACH
R11-2	1 EACH
R11-3a	2 EACH
W20-3	2 EACH
TYPE "B" WARNING LIGHTS	4 EACH
TYPE III BARRICADE	84' EACH

PRELIMINARY
NOT FOR
CONSTRUCTION



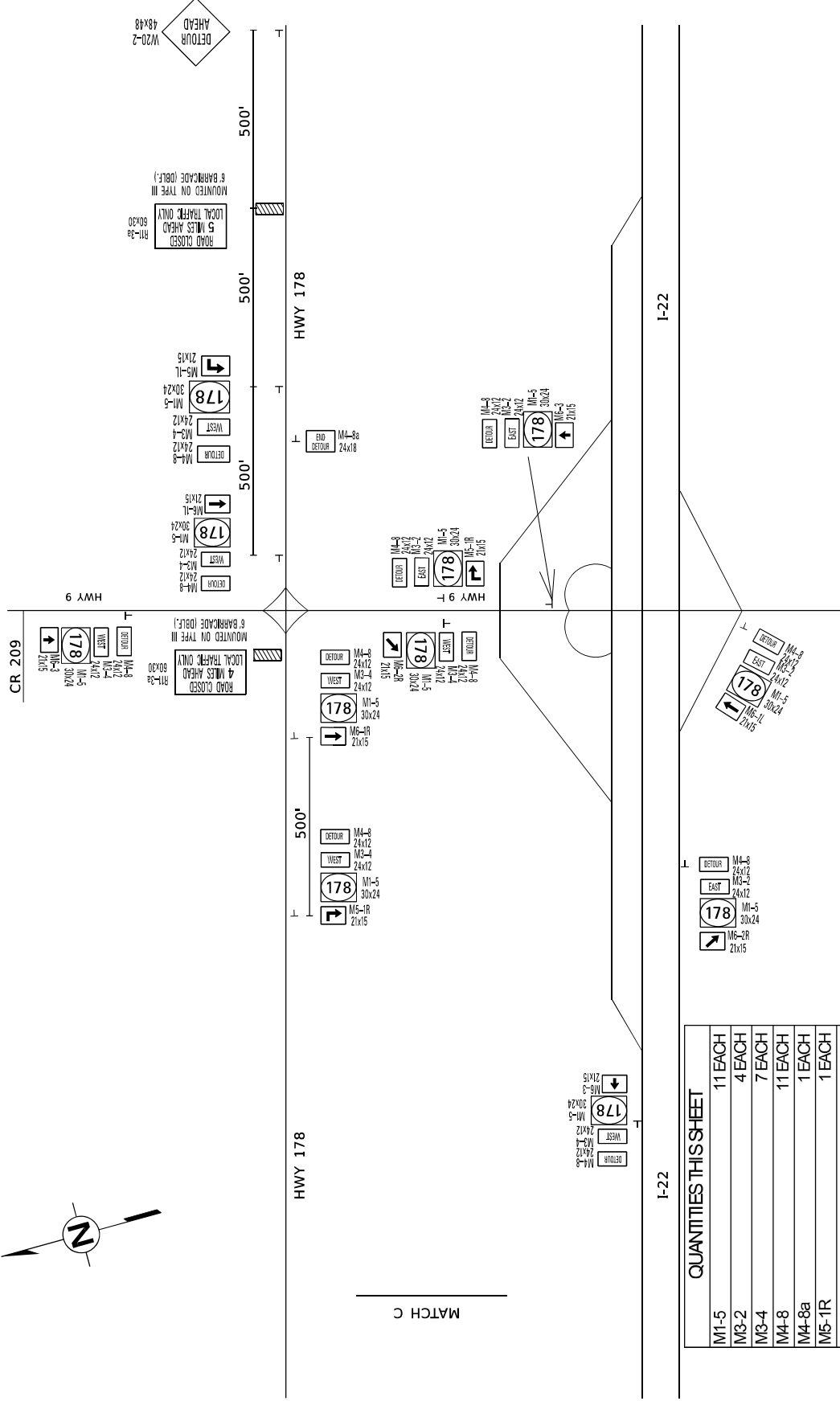
MISSISSIPPI DEPARTMENT OF TRANSPORTATION

DESIGNED BY:
CHECKED BY:
DATE:

FMS CON: /
PROJECT NO.:
COUNTY:

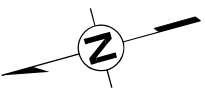
Notice to Bidder No: 8055 -- Construction Division

SHEET ID:
DISC#:
SHEET NO.:



QUANTITIES THIS SHEET

M1-5	11 EACH
M3-2	4 EACH
M3-4	7 EACH
M4-8	11 EACH
M4-8a	1 EACH
M5-1R	1 EACH
M5-1L	2 EACH
M6-1L	2 EACH
M6-2R	3 EACH
M6-3	3 EACH
R11-3a	2 EACH
W20-2	1 EACH
TYPE III BARRICADE	12' EACH



MATCH C

Emergency Slide Repair on SR 178 approximately 0.66 miles south of CR 121, known as Federal Aid Project No. STBG-2906-00(008) / 110153301 in Union County.

Line No.	Item Code	Adj Code	Quantity	Units	Description [Fixed Unit Price]
Roadway Items					
0010	202-B007		75	Square Yard	Removal of Asphalt Pavement, All Depths
0014	203-EX023	(E)	500	Cubic Yard	Borrow Excavation, AH, LVM, Class B10
0020	203-G002	(E)	700	Cubic Yard	Excess Excavation, LVM, AH
0030	225-C001		1	Ton	Mulch, Vegetative Mulch
0032	304-H003	(GY)	25	Cubic Yard	Size 825B Crushed Stone Base, LVM
0040	406-D001		470	Square Yard	Fine Milling of Bituminous Pavement, All Depths
0050	606-B001		320	Linear Feet	Guard Rail, Class A, Type 1
0060	606-E007		2	Each	Guard Rail, Terminal End Section, Non-Flared
0062	612-A001		100	Cubic Yard	Flowable Fill, Excavatable
0070	618-B001		1	Square Feet	Additional Construction Signs [\$10.00]
0080	620-A001		1	Lump Sum	Mobilization
0090	907-225-A001		1,500	Square Yard	Grassing
0098	907-403-A005	(BA1)	50	Ton	19-mm, MT, Asphalt Pavement
0100	907-403-A014	(BA1)	40	Ton	9.5-mm, MT, Asphalt Pavement
0110	907-618-A001		1	Lump Sum	Maintenance of Traffic
0120	907-626-C013		300	Linear Feet	6" Thermoplastic Edge Stripe, Continuous White
0130	907-626-E006		600	Linear Feet	6" Thermoplastic Traffic Stripe, Continuous Yellow
0140	907-825-A001	(S)	4,600	Square Feet	Soil Nail Retaining Walls
0150	907-825-B001	(S)	1	Each	Soil Nail Verification Tests
0160	907-825-C001	(S)	9	Each	Soil Nail Proof Tests