



ANNUAL REPORT 2017



The Driving Force of a Strong Economy



Highway 27 Roundabout- Crystal Springs



TABLE OF CONTENTS

03	Letter from the Executive Director
04	Executive Summary
10	Mississippi Transportation Commission
12	The Department
14	Financial Management and Budget
21	Addendum
	Automobile Operating Costs
	Maintenance Expenditures
	Construction Expenditures
	Contracts Awarded

On the cover:
U.S. Highway 51 Coldwater River Bridge in Tate County underwent replacement
ahead of schedule after it was severely damaged during a flood in 2016.



OUR MISSION

The Mississippi Department of Transportation is responsible for providing a safe intermodal transportation network that is planned, designed, constructed and maintained in an effective, cost-efficient and environmentally-sensitive manner.



OUR VISION

The Mississippi Department of Transportation's objective is to maximize taxpayers' dollars by providing a safe, efficient multimodal network that enhances economic stability and growth.

LETTER FROM THE EXECUTIVE DIRECTOR

Dear Friends:

I am pleased to present the Mississippi Department of Transportation (MDOT) *Annual Report for Fiscal Year 2017*. The report includes a summary of the past year's financial activities and reports required by the Mississippi Legislature.

MDOT's dedicated employees work diligently to preserve and enhance the state's transportation network, provide safer commutes and grant citizens greater access to the goods they need, all at the best value for the taxpayers' dollars. Mississippi's traveling public and business community depend on the state's infrastructure network to provide a safe and secure means of transportation. It is MDOT's top priority to repair or replace deteriorating bridges, repave crumbling roadways and address safety issues to provide a safe driving experience for motorists and stimulate the local economy.

The Mississippi Transportation Commission and MDOT are eager to collaborate with state and federal delegations in common goals of a higher performing, more cost-effective transportation system that bolsters commercial growth for Mississippi. With support at the State Capitol and on Capitol Hill, MDOT will provide a transportation infrastructure that will sustain Mississippi's future economic growth for years to come.

Sincerely,



Melinda L. McGrath, P.E.



Executive Director Melinda McGrath talks to local news reporters during a January 2017 winter weather storm in Jackson.

EXECUTIVE SUMMARY



Highway 178 Bridge Replacement - Itawamba County



Revenues

MDOT is a special fund agency and receives both federal and state revenue from dedicated taxes and fees which are annually appropriated by the Mississippi State Legislature. MDOT's total revenue for FY 2017 was \$1.13 billion. Federal funds and state motor fuel taxes provided 72.4% of MDOT's funding for FY 2017.

Expenditures

MDOT's actual expenditures for FY 2017 totaled \$1.154 billion. MDOT's expenditures for state and locally-maintained roads and bridges totaled \$1.077 billion.

\$125,433,325
TO REPAIR AND
REPLACE BRIDGES



BY THE NUMBERS

Highways

- \$582,751,546 awarded in road and bridge contracts.
- \$608,988,482 spent on active road and bridge contracts.
- Bridge projects costing a total of \$125,433,325 were let during FY 2017 to repair 164 bridges and to replace 17 bridges.
- An additional \$3,303,244 was spent on routine bridge repair and maintenance.
- \$1,330,411 was spent on bridge repairs due to accidental vehicle impacts.
- 3,238 bridge inspections performed.
- 588 miles of roadway resurfaced.
- 594 lane miles of roadway sealed.
- 6,266 miles of unpaved shoulders reshaped.
- 2,387 miles of new pavement striping applied.
- \$205,504,684 invested in routine maintenance projects such as overlays, restriping, patching pot-holes, controlling invasive plants and chip sealing on roadways.
- 238,274 acres of state-maintained right-of-way grass mowed.

- 6,101 cubic yards of litter removed from the roadside.
- Volunteers collected 5,608 bags of litter through the Adopt-A-Highway program.
- 6,754 bags of litter collected through “Trash Bash” events.
- 221,596 bags of trash collected through the Inmate Litter Program.
- 83 women and minority-owned small businesses certified under the federal Disadvantaged Business Enterprise (DBE) program.
- Spent 10.52% of federal funds with DBE consultants and contractors.
- Two contract compliance reviews conducted under MDOT’s equal opportunity construction compliance program with no major findings of non-compliance.
- Nine Federal Aid Projects with 9,440 on-the-job training hours assigned to 15 enrolled trainees.

233,958

BAGS OF LITTER COLLECTED





MDOT Enforcement Vehicle Safety Check

5,921,850

TRACTOR-TRAILERS WEIGHED

Enforcement

- 75 arrests and 4 pounds of drugs seized by Enforcement.
- 5,921,850 tractor-trailers weighed.
- \$1,801,255 collected in overweight penalty fees at weigh stations.
- 161,873 oversized/overweight load permits issued.
- \$13,592,759 collected in permit fees.
- 50,290 commercial vehicle safety inspections performed.

Multimodal Transportation Improvement Program

- \$3.4 million invested in airport improvement projects.
- \$3.8 million obligated for improvements to the state's 16 ports.
- \$1.2 million allocated to railroad projects.
- \$1.6 million utilized for public transit system projects.

BY THE NUMBERS

Education and Outreach

- Trained 201 Mississippi school teachers in the Roadways Into Developing Elementary Students (RIDES) education modules.
- 2,000 students reached through Transportation and Civil Engineering (TRAC) transportation education modules.
- 70 students reached through Mississippi Summer Transportation Institute program.
- Safety Education Program conducted 144 safety demonstration events, including 67 school and college campuses, around the state.
- Litter Prevention Program reached 21,160 students through anti-litter education programs.
- Safe Routes to School National Partnership funded \$0.3 million to three school projects in Mississippi.
- Employees earned 268 certifications through several different programs offered by the Mississippi State Personnel Board and other industry-related programs.
- 105 classes taken by employees through the Federal Highway's National Institute Program.



201 TEACHERS
TRAINED IN
THE RIDES PROGRAM

MISSISSIPPI TRANSPORTATION COMMISSION



The State of Mississippi vests oversight of its transportation resources and operations in a three-member elected commission representing three geographic areas in the state: Northern, Central and Southern Districts. The Commissioners have the authority and responsibility for the supervision of all modes of transportation in the state dealing with aeronautics, highways, public transit, ports and railroads.



MIKE TAGERT


Northern District Transportation Commissioner



Prior to being elected Northern District Transportation Commissioner, Tagert served as Administrator of the Tennessee-Tombigbee Waterway Development Authority and President of the organization's respective trade association, the Tennessee-Tombigbee Development Council, where he led their economic development and promotional efforts. While there, his accomplishments included the successful designation of the Marine Highway [M-65] Corridor and signing an International Agreement with the Panama Canal Authority to promote future trade and transportation via the Gulf of Mexico and Mississippi. He also currently serves as a member of the Trade and Transportation Advisory Council for the Federal Reserve Bank of Atlanta.

DICK HALL


Central District Transportation Commissioner, Chairman



Hall served 24 years in the Mississippi Legislature before his appointment to the Mississippi Transportation Commission in 1999 by Gov. Kirk Fordice to fill the unexpired term of a former commissioner. He was elected later that year to his first full term as Commissioner and has won re-election in each subsequent election. In the Mississippi Legislature, Hall served as Chairman of the Environmental Committees in both the House and Senate. While in the Senate, Hall served as Chairman of the Senate Appropriations Committee. He was the first recipient of the Hugh L. White Free Enterprise Award.

TOM KING

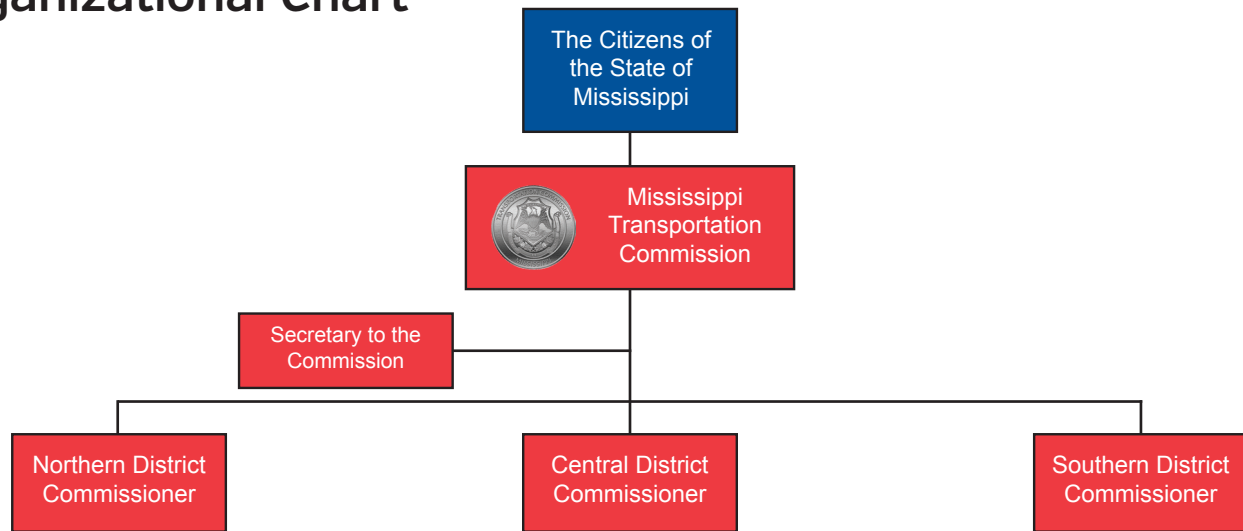
Southern District Transportation Commissioner



King previously served as a state lawmaker since 1993 when he was elected to the House of Representatives. King served in the House until 2000 when he began his tenure in the Senate. While in the Senate, his leadership brokered many bills designed to better the lives of Mississippians. As Chairman of the Senate Highways and Transportation Committee, King authored resolutions that honored the achievements of persons throughout his district and the state. Most notably, King authored Senate Bill 3181—the \$300 million bond bill for highways and bridges, and Senate Bill 3014 known as the John Paul Frerer Bicycle Act, which promotes safety for cyclists on the roadways.

THE DEPARTMENT

Mississippi Transportation Commission Organizational Chart



Transportation Commission

Dick Hall – Central District Commissioner, Chairman
Mary Beth McCullouch – Administrative Assistant
Tom King – Southern District Commissioner
Krista Guice – Administrative Assistant
Mike Tagert – Northern District Commissioner
Brad Pettit – Assistant to Commissioner
Cathy Jo Smith – Administrative Assistant
Amy Hornback – Secretary to the Commission
Pat Carter – Administrative Assistant

Administration

Melinda McGrath – Executive Director
James Williams – Deputy Executive Director/
Chief Engineer
Lisa Hancock – Deputy Executive Director/
Administration
Charles Carr – Director, Office of Intermodal Planning
Willie Huff – Director, Office of Enforcement
Ben Cohen – Chief Information Officer
Billy Owen – Assistant Chief Engineer, Operations
Richard Chisolm – Assistant Chief Engineer, Field
Operations
Amy Mood – Assistant Chief Engineer, Pre-construction

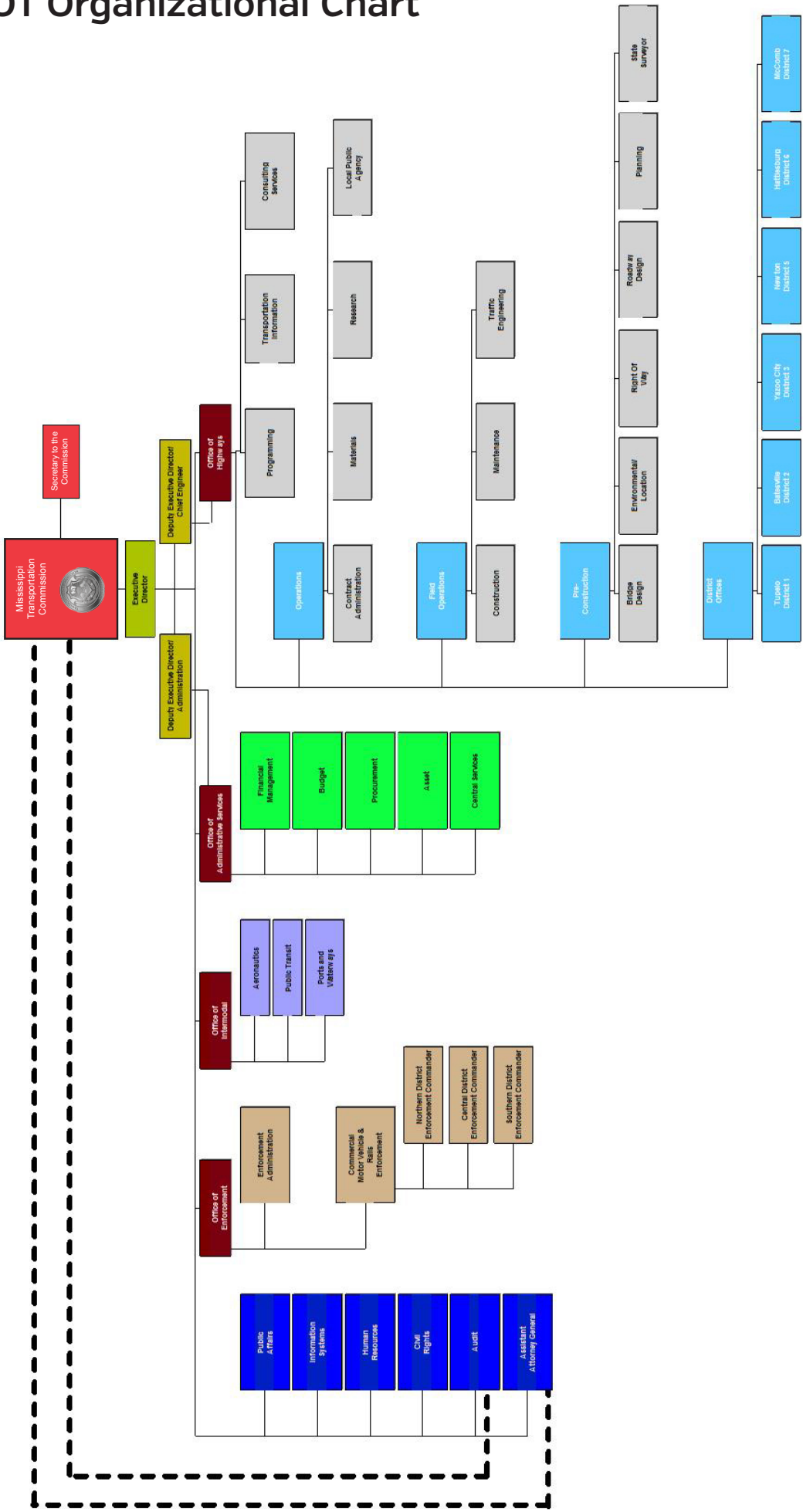
District Engineers

Mark Holley, District 1, Tupelo
Mitch Turner, District 2, Batesville
Kevin Magee, District 3, Yazoo City
Brian Ratliff, District 5, Newton
Kelly Castleberry, District 6, Hattiesburg
Albert White, District 7, McComb

Division Directors

Tommy Booth – Aeronautics Director
Julie Ethridge – Asset Management Director
Roy Tipton – Assistant Attorney General
Diane Gavin – Audit Director
Byron Flood – Budget Director
Charlene Dear – Central Services Director
Carolyn Bell – Civil Rights Director
Scot Ehrgott – Consultant Services Director
Neal Dougherty – Contract Administration Engineer
Kim Thurman – Environmental Director
Alison Brown – Financial Management Director
John Head – Human Resources Director
Robby Burt – Ports and Waterways Director
Retha Gregory – Procurement Director
Mack Dowell – Programming Director
Jarrod Ravencraft – Public Affairs Director
Shirley Wilson – Public Transit Director
Trudi Loflin – Right-of-Way Director
Justin Walker – State Bridge Engineer
Earl Glenn – State Construction Engineer
Jeff Altman – State LPA Engineer
Heath Patterson – State Maintenance Engineer
Jeff Curtis – State Materials Engineer
Jeff Ely – State Planning Engineer
Cindy Smith – State Research Engineer
Richard Pittman – State Roadway Design Engineer
Chad Ainsworth – State Surveyor
James Sullivan – State Traffic Engineer
Mike Cresap – Transportation Information Director

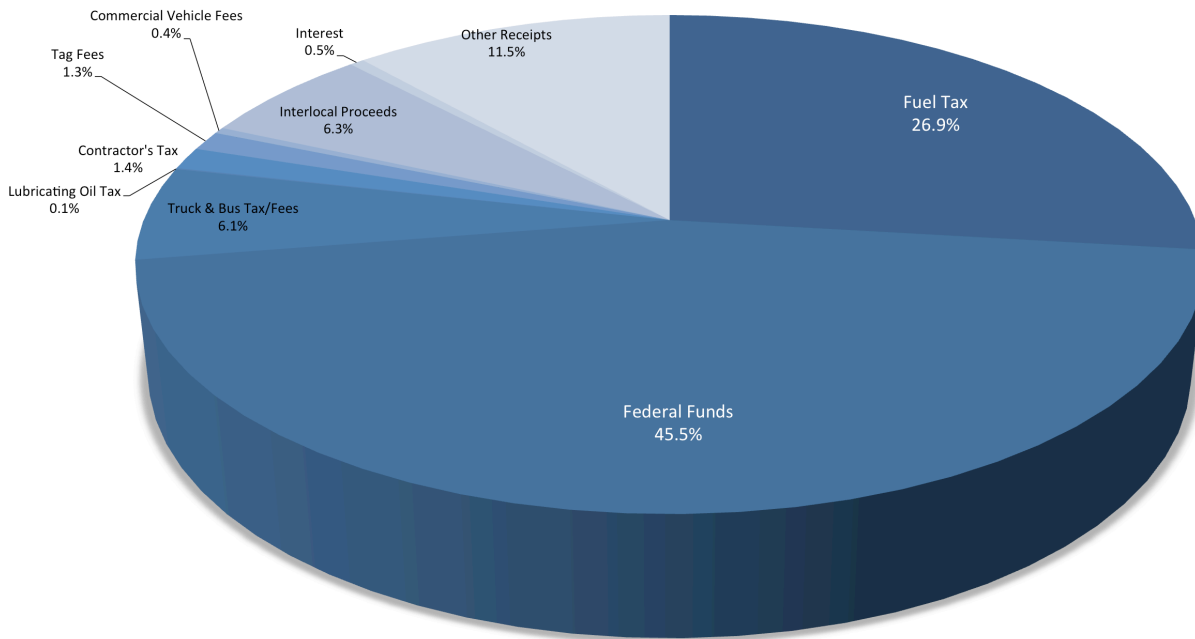
MDOT Organizational Chart



FINANCIAL MANAGEMENT AND BUDGET

Statement of Receipts and Disbursements for the Fiscal Year ended June 30, 2017

FY 2017 Receipts

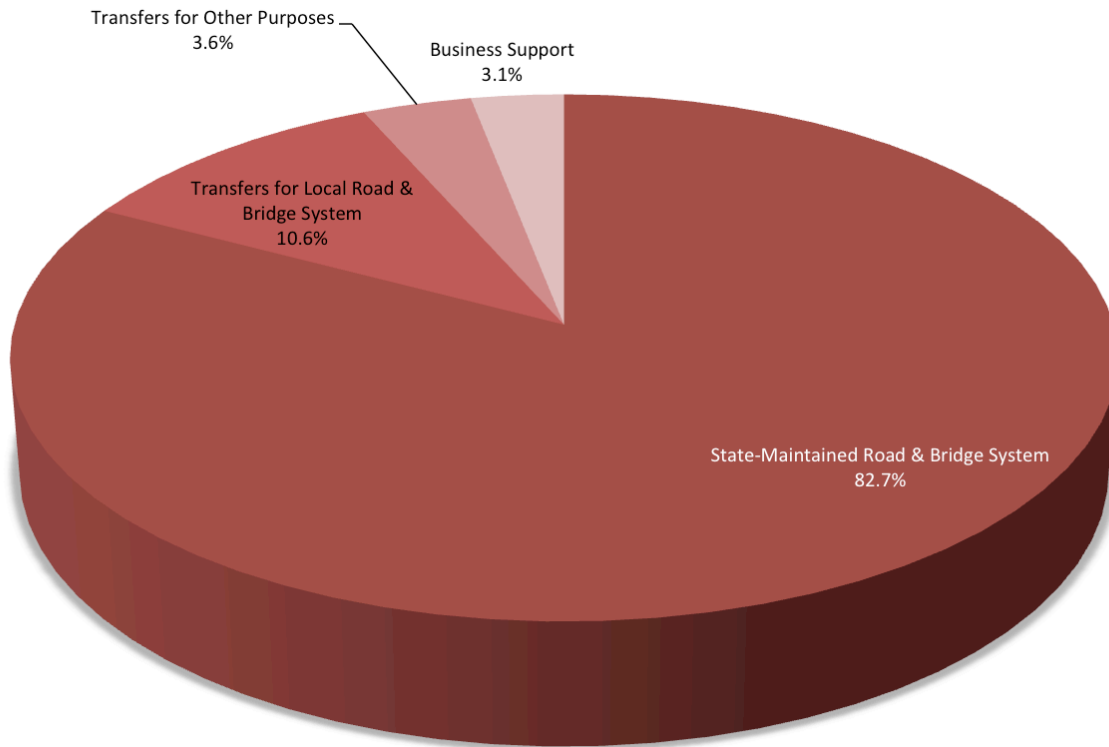


Cash Balance as of July 1, 2016 (Unencumbered)	\$105,774,145
Receipts:	
Federal Funds	\$514,426,182
Fuel Tax	303,842,249
Interlocal Proceeds	70,852,486
Truck and Bus Taxes/Fees	68,630,971
Other Receipts	129,903,116
Tag Fees	14,244,786
Interest	5,918,004
Contractor's Tax	16,255,527
Commercial Vehicle Fees	4,579,413
Lubricating Oil Tax	856,423
Total Receipts	\$1,129,509,157
Funds Available for Fiscal Year 2017	\$1,235,283,302

MDOT Expenditures: How Much Goes to State Roads and Bridges?

83% spent on the State Road and Bridge System
93% spent on the State and Local Road and Bridge System

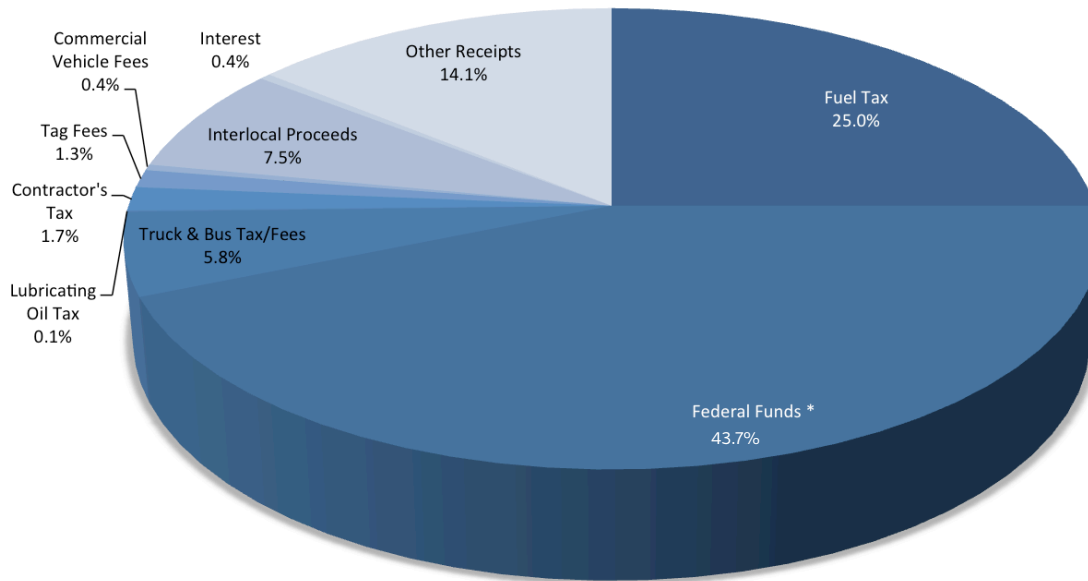
FY 2017 Expenditures



Expenditures:	
State-Maintained Road & Bridge System	\$954,100,541
Transfers for Local Road & Bridge System	122,839,612
Transfers for Other Purposes	41,600,115
Business Support	35,250,774
Total Disbursements	\$1,153,791,042
Governor's Budget Reduction	(\$2,953,121)
Cash Balance as of June 30, 2017 (Unencumbered)	\$78,539,139

Estimated Revenues for the Fiscal Year ending June 30, 2018

FY 2018 Estimated Revenues



Estimated Revenues:	
Federal Funds	\$525,000,000
Fuel Tax	300,000,000
Other Receipts	169,000,000
Interlocal Proceeds	90,000,000
Truck and Bus Taxes/Fees	70,000,000
Contractor's Tax	20,000,000
Tag Fees	15,000,000
Interest	5,000,000
Commercial Vehicle Fees	5,000,000
Lubricating Oil Tax	1,000,000
Total	\$1,200,000,000

Price Trends for Mississippi Highway Construction 1987 Base Year

YEAR	ROADWAY	SURFACING		STRUCTURAL		
	EXCAVATION	HOT MIX ASPHALT PAVEMENT	CONCRETE PAVEMENT	REINFORCING STEEL	STRUCTURAL STEEL	BRIDGE CONCRETE
	AVERAGE CONTRACT PRICE [CU. YD.]	AVERAGE CONTRACT PRICE [TON]	AVERAGE CONTRACT PRICE [SQ. YD.]	AVERAGE CONTRACT PRICE [LB.]	AVERAGE CONTRACT PRICE [LB.]	AVERAGE CONTRACT PRICE [CU. YD.]
1987 BASE	\$1.03	\$26.80	\$16.68	\$0.34	\$0.71	\$227.00
1988	\$0.90	\$29.01	\$19.12[11"PL]	\$0.37	-	\$222.00
1989	\$1.09	\$29.53	\$15.00[11"PL]	\$0.37	\$0.82	\$235.00
1990	\$1.11	\$33.97	-	\$0.37	\$0.81	\$247.00
1991	\$1.17	\$32.07	\$19.02[11"PL]	\$0.36	\$0.78	\$248.00
1992	\$1.20	\$28.15	\$19.70	\$0.35	\$0.76	\$251.00
1993	\$1.52	\$31.70	-	\$0.35	\$0.73	\$259.00
1994	\$1.50	\$33.04	-	\$0.37	\$0.73	\$283.00
1995	\$1.64	\$33.17	-	\$0.40	\$0.83	\$337.00
1996	\$1.40	\$34.24	-	\$0.40	\$0.85	\$317.00
1997	\$1.70	\$35.85	-	\$0.41	\$0.96	\$348.00
1998	\$1.31	\$36.31	-	\$0.40	\$1.32	\$332.00
1999	\$1.69	\$36.21	-	\$0.42	\$1.50	\$284.00
2000	\$1.32	\$36.77	-	\$0.38	\$1.02	\$296.00
2001	\$1.74	\$37.94	\$25.24[11.0"avg]	\$0.41	\$1.30	\$328.00
2002	\$1.83	\$40.64	\$49.50[12.5"avg]	\$0.43	\$0.89	\$361.00
2003	\$1.61	\$41.73	\$31.35[12.7"avg]	\$0.46	\$1.06	\$403.00
2004	\$2.27	\$41.58	-	\$0.64	\$1.63	\$402.00
2005	\$2.72	\$45.01	\$31.89[12.7"avg]	\$0.69	\$1.37	\$392.00
2006	\$3.97	\$61.28	-	\$0.80	\$1.48	\$407.00
2007	\$2.07	\$68.75	\$72.57[6.3"avg]	\$0.80	-	\$370.00
2008	\$2.98	\$72.37	\$64.82[13.39"avg]	\$0.98	\$5.01	\$527.00
2009	\$6.77	\$79.17	\$113.25[7.7"avg]	\$0.95	\$1.37	\$530.00
2010	\$3.80	\$68.88	\$127.01 [8.7" avg]	\$0.74	\$1.38	\$511.00
2011	\$3.44	\$61.28	\$91.98 [9.5" avg]	\$0.91	-	\$610.00
2012	\$2.46	\$61.29	\$125.67 [8.7 " avg]	\$0.85	-	\$483.00
2013	\$2.99	\$60.65	\$163.60 [7.958" avg]	\$0.90	\$1.49	\$485.00
2014	\$4.38	\$87.93	\$155.53 [8.32" avg.]	\$0.91	\$1.56	\$574.00
2015	\$6.11	\$86.23	\$154.21[7.68" avg.]	\$0.90	\$1.46	\$613.00
2016	\$5.00	\$79.42	\$167.74[7.51" avg.]	\$0.96	\$1.37	\$633.00

REVENUE AND EXPENDITURES

Revenue Sources

MDOT is funded through appropriations by the U.S. Congress and the Mississippi Legislature. Congress provides funding through the Federal Highway Administration (FHWA), the Federal Transit Administration (FTA), the Federal Railroad Administration (FRA), and the Federal Aviation Administration (FAA). For FY 2017, MDOT received \$514.4 million in federal funds.

State Revenue Sources

The Mississippi Legislature provides state funding through motor fuel taxes and other fees. Mississippi has a state fuel tax of 18.4 cents per gallon. Under the Mississippi statutes, MDOT receives a portion of fuel tax collections. MDOT received 73 percent of total state fuel taxes collected in FY 2017: \$303.8 million. The state law allocates the remainder to Wildlife and Fisheries, Marine Resources, State Aid, cities and counties.

MDOT is also funded through receipts derived from other dedicated state taxes such as truck and bus fees, and the privilege tax, weight and size permits, and trip permits; a contractor's tax of 3.5 percent assessed on certain highway construction contracts; a \$5 per vehicle tag registration fee; a lubricating oil tax; and interest income.

Federal Revenue Sources

Federal highway construction assistance is paid to all states through the Federal Aid Highway Program. Funding is derived from revenues collected by the U.S. Treasury from certain federal taxes on fuel, tire sales and other items which are deposited into the Federal Highway Trust Fund.

Distribution of assistance from the Federal Highway Trust Fund is subject to periodic authorization and annual appropriation by Congress. Since such assistance was established by the Federal Aid Highway Act of 1956, the program has been reauthorized many times in various forms at generally increasing funding levels. Actual payments to

states have continued without interruption since 1956. Certain Federal Aid Highway Program features are explained below.

The Federal Highway Trust Fund: The Fund is a dedicated federal fund with revenues held in trust for reimbursement of expenditures by the states for costs of eligible transportation projects, including highway projects.

Apportionment: For each federal fiscal year, the FHWA apportions the authorized funding among the states according to formulas that are established in authorizing statutes. The distribution of federal funds that do not have a statutory formula is called "allocation" rather than "apportionment."



Jaime Whitten Lock and Dam

Obligation Authority: “Obligation” is the commitment of the federal government to pay, through reimbursements to a state, its share of the eligible expenditures on an approved project. The amount of such federal revenues that a state can obligate in a given federal fiscal year is called its “Obligation Authority.”

Role of Obligation Authority: The culmination of the federal authorization and appropriation process for the Federal Aid Highway Program is the provision of Obligation Authority to a state. Obligation Authority, which is apportioned to states on an annual basis, sets the upper limit on the federal government’s commitment to pay, through reimbursements, its share of eligible expenditures on approved projects. Current year Obligation Authority plus prior years’ Obligation Authority obligated but not yet expended determines the maximum amount of federal highway assistance that a state may receive under the Federal Aid Highway Program. Although annual Obligation Authority is not a direct representation of the amount of reimbursements a state will receive under the Federal Aid Highway Program in a given year [e.g., due to lags in spending]. Obligation Authority levels will determine over time the amount of reimbursements that a state may receive. Mississippi has received substantial funding through the Federal Aid Highway Program.

Use of Obligation Authority: Mississippi has consistently utilized its entire total Obligation Authority. MDOT reasonably expects to continue to utilize its entire total Obligation Authority.

Future Utilization of Federal Highway Assistance: Under the Federal Aid Highway Program, as projects are approved by the FHWA, the aggregate dollar amount of each state contract relating to that project is obligated against the remaining annual amount of Obligation Authority

still available to that state. The state then pays the amounts owed under each contract as the work progresses and receives reimbursement from the federal government for the federal share of the total costs. The aggregate amount of reimbursements received by a state in any year is not necessarily equal to the state’s apportionment for that year. Many projects and contracts extend over several years. The aggregate amount made available to a state in any one year, if fully obligated, may be received as reimbursement over a longer period of time relating to the actual period of construction. MDOT expects that, as a result of its extensive statewide road and bridge program, it will have sufficient federally-eligible project expenditures to be able to utilize all program assistance that may be made available to Mississippi.

Revenue Received

MDOT’s total revenue for FY 2017 was \$1.130 billion. State motor fuel taxes and federal funds provided 72.4 percent of the Department’s funding for FY 2017. MDOT received \$303.8 million in funds from state motor fuel taxes during this reporting period. As stated above, the state motor fuel tax is a primary funding source for the Department. Revenue from other state taxes for FY 2017 included the following:

- Truck & Bus Taxes/Fees \$68.6 million
- Contractor’s Tax \$16.3 million
- Railroad Mileage Tax \$0.02 million
- Tag Fees \$14.2 million

Actual Expenditures

MDOT's actual expenditures for state and locally-maintained roads and bridges totaled \$1.077 billion. Expenditures not related to state maintained roads and bridges totaled \$77.0 million and are listed as follows.

Transfers for Other Purposes

- State Mandated Transfers - Harvest Permit Revenues and Overweight fines to counties, beaver control to MDAC, welcome center operations to MDA, anti-litter to Keep MS Beautiful, GO payment to Treasurer and Multimodal Fund transfer
- Federal Grant Pass-throughs - Federal Transit grants to public transit providers; Federal Aviation Authority payments

Transfers for Local Road and Bridge System

- Federal Highway pass-throughs to State Aid and local governments (LPAs and MPOs) for local road and bridge system

Business Support

- Support and oversight functions including Executive Management, Financial Management, Budget, Procurement, Asset Management, Audit, Human Resources, Public Affairs and Information Systems

- DOT specific business applications for federal compliance and prioritizing road/bridge needs: project accounting system (federal billing), maintenance management system (analyze all maintenance needs to prioritize operations and capture cost), safety management system (collect and analyze DPS crash data to prioritize safety needs; collect and analyze railroad grade crossing data to prioritize crossing upgrades by formula)
- Intermodal Support - Support and oversight functions for the FTA grant program, FAA grant program, FRA grant program, and the state multimodal program

FY 2018 Projected Revenues & Expenditures

MDOT's budgeted expenditures (as appropriated by the Mississippi Legislature) for FY 2018 are \$1.2 billion, while estimated revenues are \$1.2 billion.



ADDENDUM

- Automobile Operating Costs
- Maintenance Expenditures
- Construction Expenditures
- Contracts Awarded

AUTOMOBILE OPERATING COSTS

MS DEPARTMENT OF TRANSPORTATION

Automobile Operating Costs

Fiscal Year: 2017

Vehicle Mfg	Vehicle Number	Original Cost	Operating Cost	FY Miles	Cost Per Mile	Disposed
FORD	01-00011	25,681	2,081	2,258	0.92	05/15/2017
CHEV	01-00013	15,178	2,017	11,399	0.18	
FORD	01-00016	20,070	4,392	19,929	0.22	
FORD	01-00019	20,070	1,635	10,574	0.15	05/09/2017
FORD	01-00023	20,070	3,544	9,709	0.37	05/09/2017
FORD	01-00027	20,070	7,621	20,321	0.38	
CHEV	01-00030	14,990	1,234	10,526	0.12	
FORD	01-00031	20,070	3,912	15,131	0.26	
FORD	01-00033	20,070	125	0	0.00	05/09/2017
FORD	01-00045	20,070	4,368	22,553	0.19	
FORD	01-00047	20,070	3,701	8,107	0.46	
FORD	01-00051	20,070	1,823	10,286	0.18	05/09/2017
FORD	01-00052	20,070	107	0	0.00	05/09/2017
FORD	01-00054	20,070	3,287	6,852	0.48	
CHEV	01-00060	15,413	1,616	7,909	0.20	
CHEV	01-00064	15,579	42	0	0.00	04/11/2017
FORD	01-00080	21,295	4,535	19,056	0.24	
FORD	01-00081	21,295	2,486	15,426	0.16	
FORD	01-00085	21,295	10,204	26,547	0.38	
FORD	01-00086	21,295	2,493	14,847	0.17	
FORD	01-00087	21,295	6,274	37,401	0.17	
FORD	01-00088	20,688	3,371	19,978	0.17	
FORD	01-00089	21,295	6,327	21,447	0.29	
FORD	01-00090	21,295	6,343	14,928	0.42	
FORD	01-00091	21,295	931	4,550	0.20	
FORD	01-00092	21,295	5,128	22,642	0.23	
FORD	01-00093	21,295	4,320	24,859	0.17	
FORD	01-00094	21,295	2,584	10,793	0.24	
FORD	01-00095	21,295	4,945	21,124	0.23	
FORD	01-00096	21,295	1,012	0	0.00	04/11/2017
CHEV	01-00097	17,291	897	10,206	0.09	
CHEV	01-00098	17,291	1,222	11,187	0.11	
CHEV	01-00100	17,291	1,617	12,655	0.13	
DG	01-00101	16,475	559	7,323	0.08	
DG	01-00102	16,475	922	9,833	0.09	
FORD	01-00104	23,276	217	1,070	0.20	
FORD	01-00105	23,276	5,919	20,863	0.28	
FORD	01-00106	23,276	1,557	5,476	0.28	05/15/2017
CHEV	01-00107	17,723	1,220	14,523	0.08	
CHEV	01-00108	17,723	438	5,737	0.08	
FORD	01-00109	21,365	3,702	21,853	0.17	
FORD	01-00110	21,365	8,409	20,941	0.40	
FORD	01-00111	21,365	3,323	17,533	0.19	
CHEV	01-00112	17,291	1,362	17,050	0.08	
CHEV	01-00113	17,291	1,695	16,093	0.11	

MS DEPARTMENT OF TRANSPORTATION

Automobile Operating Costs

Fiscal Year: 2017

Vehicle Mfg	Vehicle Number	Original Cost	Operating Cost	FY Miles	Cost Per Mile	Disposed
CHEV	01-00114	17,291	1,822	14,037	0.13	
CHEV	01-00115	17,291	1,214	11,331	0.11	
CHEV	01-00116	17,291	1,379	14,297	0.10	
CHEV	01-00117	17,291	838	9,411	0.09	
CHEV	01-00118	17,291	817	8,663	0.09	
CHEV	01-00119	17,291	1,509	15,178	0.10	
CHEV	01-00120	17,291	1,215	16,551	0.07	
CHEV	01-00121	17,291	843	9,714	0.09	
CHEV	01-00122	17,291	1,713	16,727	0.10	
CHEV	01-00123	17,291	207	2,054	0.10	
CHEV	01-00124	17,291	2,921	20,960	0.14	
CHEV	01-00125	17,291	1,309	13,248	0.10	
CHEV	01-00126	17,291	1,616	15,081	0.11	
CHEV	01-00127	17,291	388	2,849	0.14	
CHEV	01-00128	17,291	1,703	14,732	0.12	
CHEV	01-00129	17,291	1,524	16,645	0.09	
CHEV	01-00130	17,291	4,054	38,865	0.10	
CHEV	01-00131	17,291	1,248	16,935	0.07	
CHEV	01-00132	17,291	1,241	17,013	0.07	
CHEV	01-00133	17,291	1,077	13,109	0.08	
CHEV	01-00134	17,555	1,321	14,121	0.09	
DG	01-00135	22,263	5,000	24,201	0.21	
CHEV	01-00136	17,555	1,310	13,045	0.10	
CHEV	01-00137	17,555	1,280	12,731	0.10	
CHEV	01-00138	17,555	1,400	18,038	0.08	
CHEV	01-00139	17,945	797	12,405	0.06	
CHEV	01-00140	26,569	616	4,936	0.12	
CHEV	01-00141	17,945	1,852	18,637	0.10	
CHEV	01-00142	17,945	433	5,646	0.08	
CHEV	01-00143	17,945	403	6,590	0.06	
CHEV	01-00144	17,945	1,051	12,573	0.08	
CHEV	01-00145	15,579	0	0	0.00	09/20/2016
CHEV	01-00146	18,388	1,323	19,210	0.07	
CHEV	01-00147	18,388	660	8,928	0.07	
CHEV	01-00148	18,388	801	11,049	0.07	
CHEV	01-00149	18,388	761	8,693	0.09	
CHEV	01-00150	18,388	616	8,233	0.07	
CHEV	01-00151	18,388	521	7,270	0.07	
CHEV	01-00152	18,388	502	6,623	0.08	
CHEV	01-00153	18,388	503	6,563	0.08	
CHEV	01-00154	18,388	583	7,086	0.08	
CHEV	01-00155	18,388	711	9,415	0.08	
CHEV	01-00156	21,858	0	0	0.00	
FORD	01-08382	19,496	2,031	8,474	0.24	
FORD	01-10307	20,219	0	0	0.00	05/09/2017

MS DEPARTMENT OF TRANSPORTATION
Automobile Operating Costs
Fiscal Year: 2017

Vehicle Mfg	Vehicle Number	Original Cost	Operating Cost	FY Miles	Cost Per Mile	Disposed
FORD	01-10627	21,193	125	0	0.00	05/09/2017
FORD	01-10893	19,734	813	4,919	0.17	
FORD	01-11781	20,219	2,313	16,940	0.14	
FORD	01-11955	20,219	7,124	8,553	0.83	

MAINTENANCE EXPENDITURES

BY COUNTY AND PROJECT

MS DEPARTMENT OF TRANSPORTATION
Maintenance Expenditures by County
Fiscal Year: 2017

County	Miles	Cost	Cost Per Mile
Adams	54.66	653,785.98	11,960.41
Alcorn	94.33	294,565.95	3,122.59
Amite	156.11	1,135,845.95	7,275.75
Attala	203.27	351,059.02	1,727.10
Benton	101.83	1,140,776.37	11,202.89
Bolivar	196.73	315,974.38	1,606.13
Calhoun	125.68	473,159.85	3,764.87
Carroll	132.83	562,169.73	4,232.41
Chickasaw	128.03	360,089.62	2,812.61
Choctaw	83.29	45,175.86	542.42
Claiborne	68.57	533,012.88	7,773.58
Clarke	159.93	1,021,704.82	6,388.59
Clay	84.12	181,684.36	2,159.95
Coahoma	143.19	288,576.97	2,015.33
Copiah	146.60	1,177,581.52	8,032.64
Covington	135.17	612,961.07	4,534.78
Desoto	226.52	479,062.92	2,114.91
Forrest	118.69	1,373,510.15	11,572.68
Franklin	81.40	310,735.64	3,817.26
George	116.23	701,225.78	6,033.04
Greene	129.54	665,726.78	5,139.14
Grenada	96.12	585,956.19	6,096.16
Hancock	95.83	801,678.38	8,365.85
Harrison	149.61	3,014,586.43	20,150.11
Hinds	185.04	2,374,970.61	12,835.17
Holmes	157.26	1,808,999.55	11,503.17
Humphreys	95.60	41,510.72	434.19
Issaquena	63.02	61,931.07	982.75
Itawamba	165.07	499,652.95	3,026.87
Jackson	161.29	1,151,208.86	7,137.50
Jasper	159.18	1,631,061.82	10,246.85
Jefferson	101.83	101,802.78	999.76
Jefferson_Davis	96.77	486,950.75	5,032.03
Jones	211.05	2,349,554.47	11,132.47
Kemper	151.15	0.00	0.00
Lafayette	148.68	422,369.66	2,840.74
Lamar	116.15	756,139.75	6,510.06
Lauderdale	228.50	1,148,382.64	5,025.65
Lawrence	124.49	796,129.99	6,394.94
Leake	172.20	1,138,570.14	6,612.05
Lee	189.42	1,291,333.85	6,817.36
Leflore	111.49	342,008.33	3,067.63
Lincoln	121.42	955,872.01	7,872.34
Lowndes	160.05	677,179.17	4,231.02
Madison	187.34	547,940.17	2,924.78
Marion	123.68	931,274.13	7,529.82
Marshall	228.67	1,353,834.74	5,920.41
Monroe	228.39	730,832.88	3,199.88
Montgomery	105.87	521,072.78	4,921.82
Neshoba	188.40	244,005.83	1,295.12
Newton	156.81	292,080.29	1,862.63
Noxubee	121.82	90,344.55	741.60
Oktibbeha	173.76	737,144.40	4,242.37
Panola	175.31	1,228,124.57	7,005.62
Pearl_River	185.50	1,537,467.09	8,288.34

MS DEPARTMENT OF TRANSPORTATION
Maintenance Expenditures by County
Fiscal Year: 2017

County	Miles	Cost	Cost Per Mile
Perry	108.68	707,383.69	6,509.02
Pike	155.12	1,148,027.46	7,400.86
Pontotoc	213.24	796,342.93	3,734.44
Prentiss	141.06	453,979.82	3,218.25
Quitman	83.92	0.00	0.00
Rankin	273.76	1,497,775.74	5,471.15
Scott	171.27	857,245.72	5,005.33
Sharkey	66.00	0.00	0.00
Simpson	184.25	923,935.26	5,014.67
Smith	161.21	622,334.37	3,860.49
Stone	68.45	895,129.22	13,076.26
Sunflower	138.86	84,380.82	607.66
Tallahatchie	105.29	265,878.58	2,525.15
Tate	83.24	573,940.16	6,894.77
Tippah	111.21	326,512.73	2,936.04
Tishomingo	118.17	525,831.14	4,449.83
Tunica	71.69	84,977.51	1,185.28
Union	158.55	477,720.24	3,013.08
Walthall	106.40	176,671.15	1,660.44
Warren	93.91	1,125,586.49	11,985.20
Washington	190.24	1,008,514.30	5,301.16
Wayne	143.64	928,122.81	6,461.67
Webster	79.55	300,498.56	3,777.37
Wilkinson	89.24	620,655.64	6,954.73
Winston	176.48	67,667.68	383.44
Yalobusha	131.82	0.00	0.00
Yazoo	184.93	938,951.01	5,077.27
Report Totals:	11,433.66	58,738,420.18	5,137.32

MS DEPARTMENT OF TRANSPORTATION
Maintenance Proj Expenditures by County

Requester: MATWOOD
Report ID: DR000152

Page 1 of 19
10/31/2017 01:53:03 pm

Project #	Program	Project Type	Project Description	Fiscal Year Expenditures	Total Expenditures
*****	Adams	*****			
305972 / 301000	Repair Projects	CON	US 61 Adams Co Signal Repair @ Highland Blvd by State Forces	2,194.33	2,194.33
306211 / 301000	Repair Projects	CON	US 61 Adams Co Guardrail @ Will Wash Rd By State Forces	4,024.40	4,024.40
County Total				6,218.73	
*****	Alcorn	*****			
305650 / 301000	Projects-Other	CON	US 45 Alcorn Co Signs & Supports @ US 72 and Harper Rd by TED Forces	73,557.05	73,557.05
County Total				73,557.05	
*****	Amite	*****			
305877 / 301000	Projects-Other	CON	SR 24 FROM LIBERTY EAST 7.6 MILES TO EAST FORK ROAD	1,737,494.52	1,737,494.52
305944 / 301000	Unusual or Disaster Projects		SR 24 Amite Co Flood Damage	84,048.31	84,048.31
305944 / 302000	Unusual or Disaster Projects		SR 48 Amite Co Flood Damage	3,091.90	3,091.90
305944 / 303000	Unusual or Disaster Projects		SR 569 Amite Co Flood Damage	34,378.22	34,378.22
305948 / 301000	Repair Projects	CON	SR 24 Amite Co Guardrail @ B/N 54.1 by State Forces	721.16	721.16
County Total				1,859,734.11	
*****	Attala	*****			
305770 / 301000	Projects-Other	CON	SR 14 from SR 19 To Winston CL	2,762,571.82	2,766,618.36
305773 / 301000	Projects-Other	CON	SR 35 from SR 12 to Hesterville	2,026,419.48	2,032,333.50
305880 / 301000	Projects-Other	CON	SR 35 from Hesterville to Carroll CL	2,200,892.77	2,200,892.77
306184 / 204000	Unusual or Disaster Projects		Attala Tornado 2017	8,431.05	8,431.05
County Total				6,998,315.12	
*****	Benton	*****			
305709 / 301000	Unusual or Disaster Projects		District 2 Debris Removal Benton Co	3,262.61	48,548.38
305709 / 307000	Unusual or Disaster Projects		Ashland Maint HQ Tornado Cleanup and Temporary Facilities	290.92	56,998.49
County Total				3,553.53	

MS DEPARTMENT OF TRANSPORTATION
Maintenance Proj Expenditures by County

Requester: MATWOOD
Report ID: DR000152

Page 2 of 19
10/31/2017 01:53:03 pm

Project #	Program	Project Type	Project Description	Fiscal Year Expenditures	Total Expenditures
*****	Bolivar	*****			
305697 / 301000	Repair Projects	CON	SR 8 @ 5TH AVE @ DSU BOLIVAR CO TRAFFIC SIGNAL REPAIR BY CONTRAC	9,149.40	36,526.41
County Total				9,149.40	
*****	Calhoun	*****			
305881 / 301000	Projects-Other	CON	SR 8 from Calhoun City to Chickasaw CL	2,751,362.57	2,751,362.57
306184 / 207000	Unusual or Disaster Projects		Calhoun Tornado 2017	6,701.72	6,701.72
County Total				2,758,064.29	
*****	Carroll	*****			
305578 / 301000	Projects-Other	CON	SR 17 from Holmes County Line to End of State Maintenance	322,367.35	642,762.25
305578 / 302000	Projects-Other	CON	SR 430 from SR 17 to US 51	-176,968.93	518,851.48
305593 / 301000	Projects-Other	CON	I-55 Carroll Co Signs & Supports by TED Forces	5,016.43	42,956.55
305893 / 302000	Pavement Rehabilitation	CON	Ultra-Thin Overlay of SR 17 and SR 430 in Carroll County	3,715,055.13	3,715,055.13
306184 / 208000	Unusual or Disaster Projects		Carroll Tornado 2017	1,028.52	1,028.52
County Total				3,866,498.50	
*****	Claiborne	*****			
306183 / 311000	Unusual or Disaster Projects		Claiborne Co Tornado 2017	4,285.77	4,285.77
County Total				4,285.77	
*****	Clarke	*****			
305643 / 305000	Repair Projects	CON	61218, 61079, 61157 - CLARKE CO. COMPLEX - REPLACE EXISTING LIGHTS W/	8,803.54	10,978.54
305954 / 301000	Repair Projects	CON	US 45 Clarke Co Solar Panel @ CR 145 by State Forces	567.12	567.12
306195 / 301000	Repair Projects	CON	I-59 Clarke Co Guardrail @ Hwy 513 By State Forces	6,039.00	6,039.00
306209 / 301000	Repair Projects	CON	US 45 Clarke Co Guardrail @ CR 145 By State Forces	1,965.62	1,965.62
County Total				17,375.28	
*****	Clay	*****			
305750 / 301000	Projects-Other	CON	SR 50 from Eashman Avenue to Matthew's Gin Road	1,174,270.85	1,174,358.06

Project #	Program	Project Type	Project Description	Fiscal Year Expenditures	Total Expenditures
*****	Clay	*****			
306064 / 301000	Projects-Other	CON	SR 47 from SR 50 to Chickasaw CL	552.51	552.51
County Total				1,174,823.36	
*****	Copiah	*****			
305582 / 301000	Projects-Other	CON	SR 472 Copiah County Chip Seal	830.00	1,155,657.83
305991 / 101000	Projects-Other	CON	SR 18 Copiah B/N 19.4 Piling Repairs	7,917.92	7,917.92
305991 / 301000	Projects-Other	CON	SR 18 Copiah B/N 19.4 Piling Repairs	229,019.08	229,019.08
305994 / 301000	Repair Projects	CON	I-55 Copiah Co Concrete Waterway Repair @ Exit 51. Work to done by State Forces	2,952.78	2,952.78
306091 / 301000	Repair Projects	CON	SR 27 Copiah Co Guardrail @ B/N 65.8 by State Forces	1,949.50	1,949.50
306222 / 301000	Repair Projects	CON	I-55 Copiah Co Guardrail @ MM 51 by State Forces	2,409.10	2,409.10
County Total				245,078.38	
*****	Covington	*****			
305451 / 301000	Projects-Other	CON	US 84 FROM SR 588 EAST 9.5 MILES TO JONES COUNTY LINE (WESTBOUND	24,518.14	2,002,103.91
305731 / 301000	Projects-Other	CON	SR 184 from Junction US 49 East 1.3 mi to Junction US 84 [Collins]	898,227.01	898,227.01
306143 / 301000	Repair Projects	CON	US49 Covington Co Signal Repair, Traffic Control, Cleanup @SR35 By State Forces	1,353.55	1,353.55
County Total				924,098.70	
*****	Desoto	*****			
305831 / 301000	Projects-Other	CON	SR 305 from Lewisburg to Begin 5-lane	843,000.22	843,000.22
County Total				843,000.22	
*****	Forrest	*****			
305863 / 301000	Repair Projects	CON	US49 Concrete Bridge Repair @ Black Creek by State Forces	305.46	14,480.19
305890 / 301000	Repair Projects	CON	I-59 Forrest Co @ US49 Overpass Bridge Rail by State Forces	3,263.42	3,263.42
306033 / 301000	Repair Projects	CON	US 98 Forrest Co Guardrail @ Ralston Rd by State Forces	2,560.55	2,560.55
306157 / 301000	Repair Projects	CON	I-59 Forrest Co Traffic Control & Cleanup @ US98 Ramp By State Forces	2,258.89	2,258.89
306236 / 301000	Repair Projects	CON	I-59 Forrest Co Concrete Bridgerail Repair @ US49 By State Forces	1,728.80	1,728.80
County Total				10,117.12	

Project #	Program	Project Type	Project Description	Fiscal Year Expenditures	Total Expenditures
*****	Franklin	*****			
305728 / 301000	Projects-Other	CON	US 98 FROM JCT 184 EAST 10.3 MILES TO BERRYTOWN ROAD (ROSE HILL CT	2,529,572.50	2,529,692.79
County Total				2,529,572.50	
*****	Greene	*****			
305780 / 301000	Projects-Other	CON	SR 63 from SR 42 to Wayne CL	1,533,365.08	1,548,355.39
306148 / 302000	Projects-Other	CON	SR 594 From SR 63/57 4-lane to AL state line	318.97	318.97
County Total				1,533,684.05	
*****	Grenada	*****			
305595 / 301000	Projects-Other	CON	I-55 Grenada Co Signs & Supports by TED Forces	1,009.54	68,737.68
County Total				1,009.54	
*****	Hancock	*****			
305643 / 303000	Repair Projects	CON	61109 - HANCOCK MAHQ - REPLACE LIGHTS WITH LED FIXTURES, ADD OCCU	17,239.34	17,239.34
305643 / 308000	Repair Projects	CON	91-624, I-10 WB HANCOCK CO WEIGH STATION - REPLACE LIGHTS WITH LEC	9,693.14	9,693.14
305643 / 311000	Repair Projects	CON	61-070, 61-230, 61-154, 62-038. HANCOCK WELCOME CENTER - REPLACE LIG	41,869.54	41,869.54
305643 / 312000	Repair Projects	CON	91-628, 91-629. I-10 EB HANCOCK WEIGH STATION - REPLACE LIGHTS WITH I	44,328.58	44,328.58
305676 / 301000	Repair Projects	CON	I-10 EB Hancock Co pavement repair, Traffic Control & Accident Cleanup by State F.	17,718.23	22,543.49
306146 / 301000	Repair Projects	CON	SR603 Hancock Co Guardrail Near SR43 By Distict Forces	2,869.72	2,869.72
County Total				133,718.55	
*****	Harrison	*****			
305021 / 301000	Repair Projects	CON	I-10 E @ MM 43.3 SE CORNER TCHOUTACABOUFFA BRIDGE HARRISON CO G	1,561.88	1,951.88
305118 / 301000	Repair Projects	CON	I-110 S @ MM 4.3 HARRISON CO GUARDRAIL BY STATE FORCES	390.00	1,492.56
305540 / 301000	Repair Projects	CON	SR 605 @ WILKES BRIDGE HARRISON CO GATE REPAIR BY STATE AND CON	3,257.81	119,793.71
306038 / 301000	Repair Projects	CON	US 90 Harrison Co Light Pole @ Cedar St by Combination of State Forces and Cont	11,105.00	11,105.00
306156 / 301000	Repair Projects	CON	US 90 Harrison Co Traffic Signal @ Beauvoir By Contract Forces	18,226.76	18,226.76
County Total				34,541.45	
*****	Hinds	*****			
305559 / 301000	Repair Projects	CON	I-220 B/W MEDGAR EVERS BLVD & WATKINS DR HINDS CO CABLERAIL REPAI	4,810.00	4,810.00

MS DEPARTMENT OF TRANSPORTATION
Maintenance Proj Expenditures by County

Requester: MATWOOD
Report ID: DR000152

Page 5 of 19
10/31/2017 01:53:03 pm

Project #	Program	Project Type	Project Description	Fiscal Year Expenditures	Total Expenditures
*****	Hinds	*****			
305674 / 301000	Repair Projects	CON	I-55/20 W @ RR BRIDGE # 42.2A HINDS CO GUARDRAIL REPAIR & NONTOXIC I	52.50	7,985.79
305724 / 301000	Repair Projects	CON	I-20 E @ MM 23 HINDS CO CABLERAIL REPAIR BY CONTRACT FORCES	945.00	945.00
305725 / 301000	Repair Projects	CON	I-55 W FRONTAGE RD BW COUNTY LINE RD & BEASLEY ADKINS RD HINDS C	52.50	2,812.14
305755 / 301000	Repair Projects	CON	I-220 S @ EX 8 HINDS CO CABLERAIL & LIGHT POLE REPAIR BY CONTRACT &	3,047.84	3,641.43
305794 / 301000	Repair Projects	CON	I-220 BEFORE NORTHSIDE DR HINDS CO CABLERAIL REPAIR BY CONTRACT I	1,102.50	1,102.50
305802 / 301000	Repair Projects	CON	I-220 N @ CLINTON BLVD HINDS CO CABLERAIL REPAIR BY CONTRACT FORC	1,260.00	1,260.00
305840 / 301000	Repair Projects	CON	I-220 N OF US 80 HINDS CO CABLERAIL & GUARDRAIL REPAIRS BY STATE AN	1,102.50	2,152.60
305853 / 301000	Repair Projects	CON	I-20 HindsCo Cablerail before Norrell Rd by Contract Forces	1,102.50	1,102.50
305921 / 301000	Repair Projects	CON	I-220 Hinds Co @ Industrial Dr Guardrail & Cablerail by combination of State Forces	11,505.00	11,505.00
305930 / 301000	Repair Projects	CON	I-55 Hinds Co Attenuator @ Elton Rd by Contract Forces	51,857.38	51,857.38
305946 / 301000	Repair Projects	CON	I-55 Hinds Co Attenuator near Daniel Lake Blvd by Contract Forces	26,666.29	26,666.29
305978 / 301000	Repair Projects	CON	I-55 Hinds Co Concrete Median Barrier near Evans Dr by Contract Forces	1,958.89	1,958.89
305996 / 301000	Repair Projects	CON	I-20 Hinds Co Sign Repair @ Norrell Rd by State Forces	1,620.85	1,620.85
306009 / 301000	Repair Projects	CON	I-55 Hinds Co Concrete Median Barrier near Daniel Lake Blvd by Contract Forces	6,189.82	6,189.82
306020 / 301000	Repair Projects	CON	SR 27 Hinds Co Bridge Rail @ B/N 102.5 by a combination of State Forces and Con	51,324.75	51,324.75
306041 / 301000	Repair Projects	CON	I-20 Hinds Co Guardrail @ B/N 42.6 B by State Forces	699.38	699.38
306043 / 301000	Repair Projects	CON	I-55 / I-20 Bridge Rail @ Gallatin St Exit 45 @ B/N 45.2 by State Forces	2,106.03	2,106.03
306045 / 301000	Repair Projects	CON	I-55 Hinds Co Guardrail @ B/N 94.8 A Pearl St by State Forces	3,070.83	3,070.83
306051 / 301000	Repair Projects	CON	I-220 Hinds Co Light Pole & Cablerail So of Clinton Blvd by Combination of State Fo	1,142.79	1,142.79
306053 / 301000	Repair Projects	CON	I-55 Hinds Co Guardrail @ Ramp to I-20 West by State Forces	2,685.73	2,685.73
306070 / 301000	Repair Projects	CON	I-55 Hinds Co Concrete Median Barrier near Siwell Road by Contract Forces	17,290.14	17,290.14
306073 / 301000	Repair Projects	CON	I-20 Hinds Co Cablerails Btw MM 26 & 27 by Contract Forces	1,890.00	1,890.00
306079 / 301000	Repair Projects	CON	I-55 Hinds Co Guardrail @ Exit 96C by State Forces	5,879.51	5,879.51
306089 / 301000	Repair Projects	CON	I-220 Hinds Co Guardrail @ B/N 7.4 A by State Forces	2,801.57	2,801.57
306093 / 301000	Repair Projects	CON	I-220 Hinds Co Attenuator @ Ind Drive west end of retaining wall by state forces	11,526.96	11,526.96
306095 / 301000	Repair Projects	CON	I-20 Hinds Co Cablerails Btw MM 17&18 By Contract Forces	2,677.50	2,677.50
306096 / 301000	Repair Projects	CON	I-55 Hinds Co Cablerails MM83 by Contract Forces	3,780.00	3,780.00
306097 / 301000	Repair Projects	CON	I-55 Hinds Co Concrete Bridge Rail @ B/N 94.3A Near Pearl St By State Forces	3,421.67	3,421.67
306105 / 301000	Repair Projects	CON	I-220 Hinds Co Cablerail @ MM 8 By Contract Forces	500.00	500.00
306106 / 301000	Repair Projects	CON	I-20 Hinds Co Cablerail @ MM 29 By Contract Forces	500.00	500.00
306113 / 301000	Repair Projects	CON	I-55 Hinds Co Traffic Control @ Pearl River Levee By State Forces	414.87	414.87
306125 / 101000	Repair Projects	CON	I20 Hinds Co Sign Truss @ Ellis Ave PE By Bridge Division	3,157.89	3,157.89
306125 / 301000	Repair Projects	CON	I20 Hinds Co Sign Truss @ Ellis Ave By State Forces - Demolition, Clean Up, Traffic	10,586.29	10,586.29

MS DEPARTMENT OF TRANSPORTATION
Maintenance Proj Expenditures by County

Requester: MATWOOD
Report ID: DR000152

Page 6 of 19
10/31/2017 01:53:03 pm

Project #	Program	Project Type	Project Description	Fiscal Year Expenditures	Total Expenditures
*****	Hinds	*****			
306188 / 301000	Repair Projects	CON	I-220 Hinds Co Light Pole @ MM 4 & 5 By District Forces	1,108.80	1,108.80
306227 / 301000	Repair Projects	CON	I-55 Hinds Co Cablerail & Traff Control 2 Mi So of Terry by combination of State Forc	1,494.26	1,494.26
306229 / 301000	Repair Projects	CON	I-20 Hinds Co Guardrail @ MM 20 By State Forces	164.80	164.80
County Total				241,497.34	
*****	Holmes	*****			
305841 / 301000	Projects-Other	CON	Holmes Co Seal and Level	724,722.25	724,792.36
306183 / 326000	Unusual or Disaster Projects		Holmes Co Tornado 2017	135,462.41	135,462.41
306191 / 301000	Unusual or Disaster Projects		Holmes Co Contract Debris Removal	246.59	246.59
County Total				860,431.25	
*****	Humphreys	*****			
306214 / 301000	Repair Projects	CON	SR 149 Humphreys Co Guardrail @ SR 14 By State Forces	2,220.80	2,220.80
County Total				2,220.80	
*****	Issaquena	*****			
306203 / 301000	Unusual or Disaster Projects		MS 465 Issaquena Co Flooding May 2017	1,851.39	1,851.39
County Total				1,851.39	
*****	Itawamba	*****			
305928 / 301000	Projects-Other	CON	I-22 Itawamba Co Signs & Supports by TED Forces	105,798.32	105,798.32
306039 / 101000	Repair Projects		I-22 Itawamba Co Bridge Piling B/N 11730. PE to be performed by Bridge Division	16,562.93	16,562.93
306039 / 301000	Repair Projects	CON	I-22 Itawamba Co Bridge Piling B/N 11730 by State Forces	24,532.34	24,532.34
306039 / 302000	Repair Projects	CON	I-22 Itawamba Co Bridge Piling B/N 11730 by Contract Forces	182,686.58	182,686.58
County Total				329,580.17	
*****	Jackson	*****			
305643 / 306000	Repair Projects	CON	61059 - OCEAN SPRINGS PROJECT OFFICE - REPLACE LIGHTS WITH LED FIX	2,744.15	2,744.15
305643 / 313000	Repair Projects	CON	91-617, 61-169, AND SITE - REPLACE EXISTING FIXTURES WITH LED, ADD OC	39,547.10	39,547.10
305643 / 314000	Repair Projects	CON	61-138, 61-137, 61-115, 61-213, 62-057, 62-058 - REPLACE EXISTING FIXTURES	50,896.74	50,896.74
305643 / 315000	Repair Projects	CON	62-051, 61-153, 61-198 - REPLACE EXISTING FIXTURES WITH LED, ADD OCCUJ	22,650.29	22,650.29

Project #	Program	Project Type	Project Description	Fiscal Year Expenditures	Total Expenditures
*****	Jackson	*****			
305643 / 316000	Repair Projects	CON	61-059, 61-196, 61-112, 61-242 - REPLACE EXISTING LIGHTS WITH LED FIXTUR	36,134.60	36,134.60
305968 / 301000	Repair Projects	CON	SR 63 Jackson Co Traffic Signal and Mast Arm @ Grierson Rd	18,157.63	18,157.63
County Total				170,130.51	
*****	Jasper	*****			
305797 / 301000	Projects-Other	CON	SR 18 from 5.2 mi East of Bay Springs to Tallahala creek	1,369,595.47	1,371,486.92
County Total				1,369,595.47	
*****	Jefferson	*****			
306183 / 332000	Unusual or Disaster Projects		Jefferson Co Tornado 2017	2,230.26	2,230.26
County Total				2,230.26	
*****	Jefferson_Davis	*****			
305730 / 301000	Projects-Other	CON	SR 43 from Lawrence CL East 4.8 miles to SR 13	1,222,396.22	1,222,452.08
County Total				1,222,396.22	
*****	Jones	*****			
304638 / 301000	Repair Projects	CON	I-59 SB JonesCo CableRail 0.25mi N of SR590. Work will be performed by a Contr	5,512.50	5,512.50
305368 / 301000	Repair Projects	CON	I-59 S NEAR MM 84 JONES CO CABLERAIL BY CONTRACT FORCES	1,460.00	1,460.00
305779 / 301000	Projects-Other	CON	SR 184 From US 84 to US 84	975,983.59	1,007,516.91
305781 / 301000	Projects-Other	CON	SR 29 from Perry CL to JP Geddie Rd	1,717,308.29	1,717,308.29
305955 / 301000	Repair Projects	CON	I-59 Jones Co Guardrail @ Exit 97 by State Forces	5,978.84	5,978.84
305966 / 301000	Repair Projects	CON	I-59 Jones Co Attenuator @ Exit 96B by combination of State and Contract Forces	47,980.00	47,980.00
306017 / 301000	Repair Projects	CON	SR 15 Jones Co Water Line Damage in Laurel by State Forces	6,950.46	6,950.46
306161 / 301000	Repair Projects	CON	I 59 Jones Co Guardrail @ MM 78 By State Forces	1,626.63	1,626.63
County Total				2,762,800.31	
*****	Kemper	*****			
305891 / 301000	Repair Projects	CON	SR 493 Kemper Co B/N 14.9 Guardrail Repair located 0.2 Mi No of Laud CL, by Stat	1,606.38	1,606.38

Project #	Program	Project Type	Project Description	Fiscal Year Expenditures	Total Expenditures
*****	Kemper	*****			
306190 / 301000	Repair Projects	CON	US 45 SB Kemper Co Guardrail @ Bridge 97.7A By District Forces	956.15	956.15
County Total				2,562.53	
*****	Lafayette	*****			
306139 / 301000	Projects-Other	CON	Lafayette Co Signs & Supports By TED Forces	7,103.33	7,103.33
County Total				7,103.33	
*****	Lamar	*****			
305044 / 301000	Repair Projects	CON	I-59 S @ 4TH ST LAMAR CO GUARDRAIL BY STATE FORCES	868.63	1,836.88
305798 / 301000	Projects-Other	CON	SR 589 from I-59 to US 11	483,484.65	483,574.14
305885 / 301000	Projects-Other	CON	SR 589 from US 98 to Covington CL	2,535,792.83	2,535,792.83
County Total				3,020,146.11	
*****	Lauderdale	*****			
305358 / 301000	Repair Projects	CON	I-20 @ MM 168.1 LAUDERDALE CO CABLERAILBY CONTRACT FORCES	1,510.00	1,510.00
305603 / 301000	Repair Projects	CON	I-59 @ SR 19 S LAUDERDALE CO LIGHT POLE REPAIR BY STATE FORCES	1,300.93	1,300.93
305615 / 301000	Repair Projects	CON	I-59 N FRONTAGE RD WB @ 16TH AVE LAUDERDALE CO LIGHT POLE REPAIR	1,740.64	2,352.86
305616 / 301000	Repair Projects	CON	I-59 WB @ EX 154 LAUDERDALE CO LIGHTPOLE REPAIR BY STATE FORCES	1,314.03	1,314.03
305642 / 302000	Repair Projects	CON	51108, 51165 - INSTALL WINDOW FILM AT LAUDERDALE MAHQ AND PROJECT	7,799.00	7,799.00
305695 / 301000	Repair Projects	CON	I-59 @ MM 160.5 LAUDERDALE CO CABLERAIL REPAIR BY CONTRACT FORCE	1,575.00	1,575.00
305742 / 301000	Projects-Other	CON	US 11 from Beginning of 2-Ln East of Meridian to East of Russell	1,923,193.72	1,923,329.42
305842 / 301000	Repair Projects	CON	I-59 @ MM 156 LAUDERDALE CO CABLERAIL REPAIR BY CONTRACT FORCES	1,102.50	1,102.50
305845 / 301000	Repair Projects	CON	I-59 @ MM 159.1 LAUDERDALE CO CABLERAIL REPAIR BY CONTRACT FORCE	1,740.00	1,740.00
305858 / 301000	Repair Projects	CON	I-59 / I-20 Concrete Bridge repair @ Exit 150 by State Forces	2,129.49	2,129.49
305862 / 301000	Repair Projects	CON	I-59 / I-20 Lauderdale Co Concrete Bridge Rail @ MM 165 by State Forces	374.00	7,436.14
305870 / 301000	Repair Projects	CON	I-59 Lauderdale Co @ MM 170.8 Cablerail by Contract Forces	1,260.00	1,260.00
305871 / 301000	Repair Projects	CON	I-20 Laud Co Guardrail @ MM 129 by Contract Forces	2,400.00	2,400.00
305923 / 301000	Repair Projects	CON	I-59 Laud Co @ MM 150 Light Pole by State Forces	1,202.72	1,202.72
305936 / 301000	Repair Projects	CON	I-59 Laud Co Cablerail @ MM 169.5 by Contract Forces	795.00	795.00
305937 / 301000	Repair Projects	CON	I-59 Laud Co Cablerail @ MM 172 by Contract Forces	1,740.00	1,740.00
305951 / 301000	Repair Projects	CON	I-20 Laud Co Guardrail @ MM 124 by Contract Forces	2,543.76	2,543.76
305952 / 301000	Repair Projects	CON	I-20 Laud Co Guardrail @ MM 127 by Contract Forces	2,543.76	2,543.76

Project #	Program	Project Type	Project Description	Fiscal Year Expenditures	Total Expenditures
*****	Lauderdale	*****			
305957 / 301000	Repair Projects	CON	SR 39 Laud Co Conc Barrier @ Sowashee Creek Bridge by State Forces	2,119.53	2,119.53
305958 / 301000	Repair Projects	CON	I-59 Laud Co Cablerail @ MM 167.9 by Contract Forces	571.74	571.74
305982 / 301000	Repair Projects	CON	I-59 Laud Co Bridge Rail & Guardrail @ B/N 165.5B by State Forces	3,908.74	3,908.74
306012 / 301000	Repair Projects	CON	I-59 Laud Co Light Pole @ Exit 153 by State Forces	1,267.40	1,267.40
306032 / 301000	Repair Projects	CON	I-59 Laud Co Light Pole @ 22nd Ave by State Forces	1,385.08	1,385.08
306044 / 301000	Repair Projects	CON	I-59 Laud Co Guardrail @ B/N 162.0 East of Russell By State Forces	1,901.42	1,901.42
306088 / 301000	Repair Projects	CON	I-59 Laud Co Conc Bridge Rail @ MM 154 by State Forces	3,513.68	3,513.68
County Total				1,970,932.14	
*****	Lawrence	*****			
306036 / 301000	Repair Projects	CON	SR 43 Lawr Co Guardrail @ Silver Creek B/N 92.9 by State Forces	1,287.24	1,287.24
County Total				1,287.24	
*****	Lee	*****			
305381 / 303000	Projects-Other	CON	SR 178 from SR 15 to 5-Lane South of US 78	6,927.34	1,191,524.03
305651 / 301000	Projects-Other	CON	US 45 Lee Co Signs & Supports @ Eason Blvd by TED Forces	62,187.80	86,582.48
305662 / 301000	Repair Projects	CON	US 78 0.6 MI E OF VETERANS BLVD LEE CO CABLERAIL REPAIR BY CONTRAC	1,914.00	1,914.00
305927 / 301000	Projects-Other	CON	I-22 Lee Co Signs & Supports by TED Forces	121,855.33	121,855.33
306004 / 301000	Repair Projects	CON	I-22 Lee Co Guardrail @ US 45 B/N 88.2A by State Forces	1,331.07	1,331.07
County Total				194,215.54	
*****	Lincoln	*****			
305311 / 301000	Repair Projects	CON	I-55 @ MM 32.2 LINCOLN CO TRAFFIC CONTROL BY STATE FORCESincident oc	1,080.75	1,080.75
305607 / 301000	Repair Projects	CON	I-55 @ MM 30.1 LINCOLN CO CABLERAIL REPAIR BY CONTRACT FORCES	2,762.50	2,762.50
305665 / 301000	Repair Projects	CON	I-55 @ MM 34 LINCOLN CO GUARDRAIL REPAIR BY STATE FORCES	1,127.83	3,483.42
305715 / 301000	Repair Projects	CON	I-55 @ MM 43.1 LINCOLN CO CABLERAIL REPAIR BY CONTRACT FORCES	3,622.50	3,622.50
305783 / 301000	Repair Projects	CON	I-55 @ MM 43.6 LINCOLN CO GUARDRAIL & CABLERAIL REPAIRS BY STATE AF	11,410.50	14,469.55
305791 / 301000	Repair Projects	CON	I-55 @ MM 29.0 LINCOLN CO CABLERAIL REPAIR BY CONTRACT FORCES	1,260.00	1,260.00
305849 / 301000	Repair Projects	CON	I-55 @ MM 26.4 LINCOLN CO BRIDGERAIL REPAIR BY STATE FORCES	7,879.53	7,904.04
305887 / 301000	Repair Projects	CON	I-55 Lincoln Co Guardrail @ MM 42 by State Forces	1,812.56	2,804.06
305933 / 301000	Repair Projects	CON	I-55 Lincoln Co Cablerail @ MM 43.4 by Contract Forces	1,260.00	1,260.00
305938 / 301000	Repair Projects	CON	I-55 Lincoln Co Cablerail @ MM 30 by Contract Forces	1,260.00	1,260.00

MS DEPARTMENT OF TRANSPORTATION
Maintenance Proj Expenditures by County

Requester: MATWOOD
Report ID: DR000152

Page 10 of 19
10/31/2017 01:53:03 pm

Project #	Program	Project Type	Project Description	Fiscal Year Expenditures	Total Expenditures
*****	Lincoln	*****			
305949 / 301000	Repair Projects	CON	I-55 Lincoln Co Cablerail @ MM 30.6 by Contract Forces	5,274.50	5,274.50
305973 / 301000	Repair Projects	CON	I-55 Lincoln Co Guardrail @ MM 30.6 by State Forces	3,046.83	3,046.83
305997 / 301000	Repair Projects	CON	I-55 Lincoln Co Guardrail @ MM 39.7 by State Forces	4,693.62	4,693.62
305999 / 301000	Repair Projects	CON	I-55 Lincoln Co Guardrail @ MM 33.7 by State Forces	3,425.75	3,425.75
306040 / 301000	Repair Projects	CON	I-55 Lincoln Co Fence Repair near Exit 42 by State Forces	2,005.67	2,005.67
306060 / 301000	Projects-Other	CON	SR 550 from Bowie Mill Road East to US 51 in Brookhaven	7,450.94	7,450.94
306119 / 301000	Repair Projects	CON	I-55 Lincoln Co Guardrail @ MM34 By State Forces	1,535.44	1,535.44
306221 / 301000	Repair Projects	CON	I-55 Lincoln Co Guardrail @ Exit 30 By State Forces	375.25	375.25
County Total				61,284.17	
*****	Lowndes	*****			
306065 / 301000	Projects-Other	CON	SR 69 from Alabama Line to near Gadderson Creek	602.59	602.59
County Total				602.59	
*****	Madison	*****			
305445 / 301000	Projects-Other	CON	SR 22 From US 49 to SR 463	24,545.80	1,763,350.14
305510 / 301000	Repair Projects	CON	I-220 N BEFORE I-55 N SPLIT MADISON CO LIGHTPOLE C-18 123 REPAIR BY S	1,987.90	3,012.03
305677 / 301000	Repair Projects	CON	I-55 N @ BRIDGE # 112.3B MADISON CO CONCRETE BRIDGE RAIL REPAIR BY	105.00	7,710.41
305741 / 301000	Projects-Other	CON	SR 463 from End of 5-Ln near Mannsdale Road to SR 22	2,939,782.21	2,942,401.38
305743 / 301000	Projects-Other	CON	US 51 form SR 16 West to 4 Miles North of SR 16 West	1,423,226.44	1,423,226.44
305852 / 301000	Repair Projects	CON	I-55 Madison Co SB MM 122 Guardrail Repair	556.93	1,686.07
305892 / 301000	Repair Projects	CON	I-55 Madison Co MM 122 SB Guardrail by State Forces	798.61	1,815.50
305919 / 301000	Repair Projects	CON	I-55 Madison Co Btw MM 107&108 Guardrail by State Forces	2,364.38	2,364.38
305959 / 301000	Repair Projects	CON	I-220 Madison Co Light Pole near Stockpile by State Forces	876.80	876.80
305963 / 301000	Repair Projects	CON	I-220 Madison Co Light Pole @ Hanging Moss by State Forces	879.44	879.44
305970 / 301000	Repair Projects	CON	I-55 Madison Co Guardrail @ MM 122 by State Forces	1,266.46	1,266.46
306013 / 301000	Repair Projects	CON	I-55 Madison Co Guardrail @ Church Rd overpass by State Forces	865.47	865.47
306027 / 301000	Repair Projects	CON	SR 43 Madison Co Guardrail near Pipe Line Rd by State Forces	1,559.04	1,559.04
306037 / 301000	Repair Projects	CON	I-55 Madison Co Guardrail @ Old Agency by State Forces	1,901.03	1,901.03
306055 / 301000	Repair Projects	CON	I-55 Madison Co Guardrail @ MM 110 by State Forces	933.39	933.39
306117 / 301000	Repair Projects	CON	I-220 Madison Co Guardrail North Under The I-55 Flyover By State Forces	1,831.59	1,831.59

Project #	Program	Project Type	Project Description	Fiscal Year Expenditures	Total Expenditures
*****	Madison	*****			
306194 / 301000	Repair Projects	CON	I-55 Madison Co Guardrail @ MM 122 By District Forces	1,793.15	1,793.15
County Total				4,405,273.64	
*****	Marion	*****			
305879 / 301000	Projects-Other	CON	SR 44 FROM JCT SR 198 EAST 3.6 MILES TO ROCKY BRANCH ROAD	574,418.45	574,418.45
306047 / 301000	Repair Projects	CON	SR 586 Marion Co Guardrail near Rowley Rd by State Forces	4,828.95	4,828.95
County Total				579,247.40	
*****	Marshall	*****			
305557 / 301000	Projects-Other	CON	SR 4 from 1/2 mile North of US 78 to Highway 4 Bypass	80.46	491,900.54
305754 / 301000	Projects-Other	CON	SR 349 from the Union County Line to 349 Grocery	1,649,541.19	1,650,668.46
County Total				1,649,621.65	
*****	Monroe	*****			
305378 / 301000	Projects-Other	CON	SR 8 from US 45A to EOSM	514.40	1,285,704.70
County Total				514.40	
*****	Montgomery	*****			
305594 / 301000	Projects-Other	CON	I-55 Montgomery Co Signs & Supports by TED Forces	988.36	35,148.40
305893 / 301000	Pavement Rehabilitation	CON	Scrub Seal and Overlay SR 404, SR 407 and SR 413	453,592.81	453,592.81
306184 / 249000	Unusual or Disaster Projects		Montgomery Tornado 2017	326.82	326.82
County Total				454,907.99	
*****	Neshoba	*****			
305621 / 301000	Repair Projects	CON	SR 16 Neshoba Co Repair 4 Culverts and Headwalls by State Forces	52.50	3,383.34
305872 / 301000	Projects-Other	CON	SR 21 From Philadelphia City Limits to Kemper CL	2,503,051.26	2,503,051.26
306197 / 301000	Repair Projects	CON	SR 15 Neshoba Co Guardrail @ B/N 172.6 by State Forces	1,589.68	1,589.68
County Total				2,504,693.44	
*****	Newton	*****			
305953 / 301000	Repair Projects	CON	I-20 Newton Co Guardrail near Chunky Interchange by Contract Forces	3,592.76	3,592.76

Project #	Program	Project Type	Project Description	Fiscal Year Expenditures	Total Expenditures
*****	Newton	*****			
305985 / 301000	Repair Projects	CON	SR 503 Newton Co Guardrail So of Hickory by State Forces	2,008.54	2,008.54
305990 / 301000	Repair Projects	CON	I-20 Newton Co Guardrail Btw MM 116 & 117 by State Forces	1,575.39	1,575.39
306024 / 301000	Repair Projects	CON	I-20 Newton Co Guardrail @ MM 111 by State Forces	1,232.08	1,232.08
306164 / 301000	Repair Projects	CON	I-20 Newton Co Guardrail @ MM 122 By State Forces	3,335.46	3,335.46
County Total				11,744.23	
*****	Oktibbeha	*****			
305722 / 301000	Projects-Other	CON	SR 12 from Choctaw CL to begin 5-lane	4,519,199.87	4,522,903.63
305761 / 301000	Repair Projects	CON	US 82 2.1 MI E OF SR 182 OKTIBBEHA CO CABLERAIL REPAIR BY CONTRACT	1,211.88	1,211.88
305764 / 301000	Repair Projects	CON	US 82 0.2 MI W OF SR 12 OKTIBBEHA CO CABLERAIL REPAIR BY CONTRACT I	1,976.36	1,976.36
305847 / 301000	Repair Projects	CON	US 82 2.2 MI W OF 45 ALT OKTIBBEHA CO CABLERAIL BY CONTRACT FORCE\$	611.67	611.67
305866 / 301000	Repair Projects	CON	US82 Oktibbeha Co 2.2 Mi W of US 45A Cablerail by Contract Forces	611.67	611.67
305868 / 301000	Repair Projects	CON	US82 Oktibbeha Co 1.1 Mi E SR182 Cablerail by Contract Forces	1,136.25	1,136.25
County Total				4,524,747.70	
*****	Panola	*****			
305640 / 301000	Repair Projects	CON	DISTRICTWIDE ENERGY CONSERVATION MEASURES - EXTERIOR LIGHTING,	42,468.42	89,327.67
305960 / 301000	Projects-Other	CON	US 51 from Eureka Street to begin 2-Lane	290.39	290.39
County Total				42,758.81	
*****	Pearl_River	*****			
305643 / 304000	Repair Projects	CON	61091 - PEARL RIVER MAHQ - REPLACE LIGHTS WITH LED FIXTURES, ADD O(20,373.16	20,373.16
305643 / 307000	Repair Projects	CON	61-197, 62-049, 61-149. REPLACE INTERIOR AND EXTERIOR LIGHTS WITH LEI	53,569.54	53,569.54
305643 / 309000	Repair Projects	CON	91-626. I-59 SB PEARL RIVER WEIGH STATION - REPLACE LIGHTS WITH LED	10,592.01	10,592.01
305643 / 310000	Repair Projects	CON	91-625. I-59 NB PEARL RIVER WEIGH STATION - REPLACE LIGHTS WITH LED	5,731.51	5,731.51
305799 / 301000	Projects-Other	CON	SR 26 from White Sands Bridge east 5.284 miles	1,161,281.20	1,162,245.64
305822 / 301000	Unusual or Disaster Projects	CON	SR 43 Pearl River Co Flood Damage	1,620.09	31,080.81
305883 / 301000	Projects-Other	CON	SR 43 from Hancock CL to I-59	2,446,244.13	2,446,244.13
305884 / 301000	Projects-Other	CON	SR 26 from I-59 to SR 53	682,357.38	682,357.38
306147 / 301000	Projects-Other	CON	US 11 From South Apple Dr to Millard	418.11	418.11
County Total				4,382,187.13	

MS DEPARTMENT OF TRANSPORTATION
Maintenance Proj Expenditures by County

Requester: MATWOOD
Report ID: DR000152

Page 13 of 19
10/31/2017 01:53:03 pm

Project #	Program	Project Type	Project Description	Fiscal Year Expenditures	Total Expenditures
*****	Perry	*****			
306112 / 301000	Projects-Other	CON	SR 42 from Forrest CL to Bogua Homa Bridge	466.79	466.79
County Total				466.79	
*****	Pike	*****			
305422 / 301000	Repair Projects	CON	I-55 S @ MM 7.8 PIKE CO CABLERAIL BY CONTRACT FORCES	6,070.00	6,070.00
305555 / 301000	Repair Projects	CON	I-55 @ MM 14.1 PIKE CO CABLERAIL REPAIR BY CONTRACT FORCES	3,433.33	3,433.33
305573 / 301000	Repair Projects	CON	I-55 @ MM 19.4 PIKE CO CABLERAIL REPAIR BY CONTRACT FORCES	133.33	16,040.83
305574 / 301000	Repair Projects	CON	I-55 @ MM 10.1 PIKE CO CABLERAIL REPAIR BY CONTRACT FORCES	133.33	1,393.33
305589 / 301000	Repair Projects	CON	I-55 @ MM 7.5 PIKE CO CABLERAIL REPAIR BY CONTRACT FORCES	2,762.50	2,762.50
305649 / 301000	Repair Projects	CON	I-55 @ MM 0.2 PIKE CO CABLERAIL REPAIR BY CONTRACT FORCES, TRAFFIC	6,590.83	7,921.50
305716 / 301000	Repair Projects	CON	I-55 @ MM 19.8 PIKE CO CABLERAIL REPAIR BY CONTRACT FORCES	3,307.50	3,307.50
305717 / 301000	Repair Projects	CON	I-55 @ MM 7.3 PIKE CO CABLERAIL REPAIR BY CONTRACT FORCES	1,890.00	1,890.00
305758 / 301000	Repair Projects	CON	I-55 @ MM 20.3 PIKE CO CABLERAIL REPAIR BY CONTRACT FORCES	2,835.00	2,835.00
305792 / 301000	Repair Projects	CON	I-55 @ MM 20.3 PIKE CO CABLERAIL REPAIR BY CONTRACT FORCES	2,835.00	2,835.00
305807 / 301000	Unusual or Disaster Projects		SR 575 Pike Co Flood Damage	4,830.50	26,747.35
305855 / 301000	Repair Projects	CON	I-55 PikeCo Cablerail @ MM 15.0 by Contract Forces	12,951.00	12,951.00
305915 / 301000	Repair Projects	CON	I-55 Pike Co @ MM 18 Cablerail by Contract Forces	5,197.50	5,197.50
305943 / 301000	Unusual or Disaster Projects		SR 575 Pike Co Flood Damage	27,357.83	27,357.83
305950 / 301000	Repair Projects	CON	I-55 Pike Co Cablerail @ MM 20.4 by Contract Forces	1,101.50	1,101.50
305956 / 301000	Repair Projects	CON	I-55 Pike Co Guardrail So of Park Dr Overpass by State Forces	2,003.94	2,003.94
305989 / 301000	Repair Projects	CON	I-55 Pike Co SB Guardrail @ MM 22.6 by State Forces	2,214.86	2,214.86
306061 / 301000	Projects-Other	CON	US 51 from JCT SR 48 in Magnolia North 6.6 mi to US 98 in McComb	716.36	716.36
306098 / 301000	Repair Projects	CON	US 98 Pike Co Guardrail @ I-55 By State Forces	1,914.83	1,914.83
306099 / 301000	Repair Projects	CON	I-55 Pike Co Guardrail @ MM6 By State Forces	2,382.23	2,382.23
306100 / 301000	Repair Projects	CON	I55 Pike Co Guardrail & Cablerail @MM9 By a Combination of State Forces and Cor	3,501.55	3,501.55
306101 / 301000	Repair Projects	CON	I55 Pike Co Cablerail @ MM15.1 By Contract Forces	787.50	787.50
306120 / 301000	Repair Projects	CON	I-55 Pike Co Guardrail @ MM6 By State Forces	1,911.90	1,911.90
306123 / 301000	Repair Projects	CON	I-55 Pike Co Guardrail Near MM 6 By State Forces	563.01	563.01
306158 / 301000	Repair Projects	CON	I-55 Pike Co Guardrail @ MM24 By State Forces	1,281.68	1,281.68
County Total				98,707.01	

MS DEPARTMENT OF TRANSPORTATION
Maintenance Proj Expenditures by County

Requester: MATWOOD
Report ID: DR000152

Page 14 of 19
10/31/2017 01:53:03 pm

Project #	Program	Project Type	Project Description	Fiscal Year Expenditures	Total Expenditures
*****	Pontotoc	*****			
305381 / 302000	Projects-Other	CON	SR 178 from SR 15 to 5-Lane South of US 78	33,948.52	289,008.06
305719 / 301000	Projects-Other	CON	SR 15 FM CHICKASAW CL TO SR 41	2,333,913.92	2,333,976.54
305926 / 301000	Projects-Other	CON	I-22 Pontotoc Co Signs & Supports by TED Forces	7,348.25	7,348.25
County Total				2,375,210.69	
*****	Rankin	*****			
305463 / 301000	Repair Projects	CON	I-20 E IN BRANDON RANKIN CO LIGHT POLE & FENCE REPAIR BY STATE AND	2,352.03	2,886.40
305759 / 301000	Repair Projects	CON	I-20 E IN BRANDON RANKIN CO BOX CULVERT REPAIR BY CONTRACT FORCE	52.50	3,153.12
305827 / 301000	Repair Projects	CON	US 80 @ Value Rd Decorative Signal Pole by Contract	22,271.84	22,271.84
305895 / 301000	Repair Projects	CON	I-20 Rankin Co @ MM 58 Cablerail by Contract Forces	3,780.00	3,780.00
305929 / 301000	Repair Projects	CON	US49 West Frontage Rd in Richland Curb Repair by State Forces	1,550.08	1,550.08
305940 / 301000	Repair Projects	CON	I-20 Rankin Co Guardrail @ B/N 56.8B by Contract Forces	6,536.47	6,536.47
305962 / 301000	Repair Projects	CON	I-55 Rankin Co Attenuator @ I-20 by State Forces	8,557.33	8,557.33
305992 / 101000	Projects-Other	CON	I-20 Rankin Co B/N 56.8A Pier Cap Repairs	9,675.32	9,675.32
306042 / 301000	Repair Projects	CON	I-55 Rankin Co Guardrail @ I-20 West Ramp by State Forces	1,437.22	1,437.22
306072 / 301000	Repair Projects	CON	I-55 / I-20 Rankin Co Attenuator @ Gore to I-55 North by State Forces	7,777.06	7,777.06
306086 / 301000	Repair Projects	CON	I-20 Rankin Co Cablerail @ MM 68.6 by Contract Forces	630.00	630.00
306090 / 301000	Repair Projects	CON	I-20 Rankin Co Cablerail Btw MM 58 & 59 by Contract Forces	1,260.00	1,260.00
306094 / 301000	Repair Projects	CON	I-20 Rankin Co Cablerail @MM 70.3 By Contract Forces	39,142.50	39,142.50
306103 / 301000	Repair Projects	CON	I-20 Rankin Co Cablerail Btw 55 & 54 By Contract Forces	2,362.50	2,362.50
306129 / 101000	Repair Projects	CON	I20 Rankin Co Bridge Beam Repair #14181 I20 Over US 49 PE By Bridge Division	16,101.59	16,101.59
306129 / 301000	Repair Projects	CON	I20 Rankin Co Bridge Beam Repair #14181 I-20 Over US 49 Includes Beam Fabrica	6,852.12	6,852.12
306129 / 302000	Repair Projects	CON	I20 Rankin Co Bridge Beam Repair #14181 I-20 Over US 49 To Be Let to Contract	402,955.64	402,955.64
306134 / 301000	Repair Projects	CON	I-55 Rankin Co Guardrail @ I-20 Ramp By State Forces	2,025.79	2,025.79
306160 / 301000	Repair Projects	CON	I-20 Rankin Co Cablerail @ MM 70.2 By Contract Forces	7,875.00	7,875.00
306165 / 301000	Repair Projects	CON	I-20 Rankin Co Attenuator @ I-55 Split By State Forces	7,356.04	7,356.04
306167 / 301000	Repair Projects	CON	SR 43 Rankin Co Guardrail @ Bridge #148 By District Forces	1,726.15	1,726.15
306207 / 301000	Repair Projects	CON	SR469 Rankin Co Guardrail @ Bridge #21.3 By District Forces	2,073.81	2,073.81
306213 / 301000	Repair Projects	CON	SR475 Rankin Co Guardrail @ Bridge #2.5B By State Forces	826.61	826.61
County Total				555,177.60	

MS DEPARTMENT OF TRANSPORTATION
Maintenance Proj Expenditures by County

Requester: MATWOOD
Report ID: DR000152

Page 15 of 19
10/31/2017 01:53:03 pm

Project #	Program	Project Type	Project Description	Fiscal Year Expenditures	Total Expenditures
*****	Scott	*****			
305444 / 301000	Projects-Other	CON	SR 501 From Smith CL to I-20	25,071.60	2,408,073.75
305844 / 301000	Repair Projects	CON	I-20 @ MM 89.5 SCOTT CO CABLERAIL REPAIR BY CONTRACT FORCES	7,245.00	7,245.00
305859 / 301000	Repair Projects	CON	US 80 Scott Co Bridge Rail @ B/N 97.0 by State Forces	52.50	3,612.02
305920 / 301000	Repair Projects	CON	SR 35 Scott Co @ Harperville Guardrail by State Forces	2,514.12	2,514.12
305931 / 301000	Repair Projects	CON	I-20 Scott Co Guardrail @ MM 83.1 by State Forces	2,108.40	2,108.40
305934 / 301000	Repair Projects	CON	I-20 Scott Co Guardrail @ MM 75-76 WB by State Forces	1,767.34	1,767.34
305935 / 301000	Repair Projects	CON	I-20 Scott Co Guardrail @ MM 85-86 WB by State Forces	1,635.72	1,635.72
306087 / 301000	Repair Projects	CON	I-20 Scott Co Cablerail @ MM 94.5 by Contract Forces	787.50	787.50
County Total				41,182.18	
*****	Simpson	*****			
305878 / 301000	Projects-Other	CON	SR 541 from junction US 49 in Magee N 8.2 mi to junction SR 540	1,700,927.64	1,700,927.64
305977 / 301000	Repair Projects	CON	MS 28 Simpson Co Guardrail @ MS469 by State Forces	9,152.06	9,152.06
306159 / 301000	Repair Projects	CON	US 49 Simpson Co Guardrail @ SR 149 Overpass By State Forces	3,699.98	3,699.98
County Total				1,713,779.68	
*****	Smith	*****			
305729 / 301000	Projects-Other	CON	SR 35 FROM JCT SR 481 NORTH 7.7 MILES TO SCOTT CL	1,853,243.96	1,872,234.81
305732 / 301000	Projects-Other	CON	SMITH CO SCRUB SEAL VARIOUS ROUTES	1,382,766.33	1,384,083.98
305942 / 301000	Repair Projects	CON	SR 28 Smith Co Accident Cleanup & Traffic Control @ SR 35 by State Forces	803.20	803.20
County Total				3,236,813.49	
*****	Sunflower	*****			
305914 / 301000	Projects-Other	CON	SR 8 From Ruleville to Leflore CL	1,358,179.41	1,358,179.41
County Total				1,358,179.41	
*****	Tippah	*****			
305382 / 301000	Projects-Other	CON	SR 2 from SR 4 to Alcorn CL	428.79	1,490,213.06
305423 / 301000	Projects-Other	CON	SR 15 from end 3-Lane in Ripley to CR 407	13,913.01	1,343,781.97
305873 / 301000	Projects-Other	CON	SR 15 FM CR 407 TO TN STATE LINE	866,541.70	866,541.70
County Total				880,883.50	

Project #	Program	Project Type	Project Description	Fiscal Year Expenditures	Total Expenditures
*****	Tishomingo	*****			
305652 / 301000	Projects-Other	CON	US 72 Tishomingo Co Signs & Supports @ MS 25 by TED Forces	17,739.99	51,673.64
305874 / 301000	Projects-Other	CON	SR 25 FM END 4-LANE N OF IUKA TO TN STATE LINE	2,086,011.67	2,086,011.67
County Total				2,103,751.66	
*****	Union	*****			
305381 / 301000	Projects-Other	CON	SR 178 from SR 15 to 5-Lane South of US 78	20,230.83	2,411,309.49
305721 / 301000	Projects-Other	CON	SR 178 from Glenfield Baptist Church to SR 15	1,272,097.09	1,272,356.80
305925 / 301000	Projects-Other	CON	I-22 Union Co Signs & Supports by TED Forces	65,109.37	65,109.37
306050 / 101000	Repair Projects	CON	SR 30 Union Co Bridge Repl #14846	7,070.11	7,070.11
306067 / 301000	Projects-Other	CON	SR 178 from Benton CL to New Albany City Limits	907.03	907.03
County Total				1,365,414.43	
*****	Waithall	*****			
305452 / 301000	Projects-Other	CON	SR 27 from SR 198 N. 1.1 miles to US 98	5,703.03	376,658.43
305452 / 302000	Projects-Other	CON	SR 583 from SR 27 N. 0.8 miles to US 98	1,483.87	132,291.73
County Total				7,186.90	
*****	Warren	*****			
305569 / 301000	Repair Projects	CON	I-20 @ MM 15.7 WARREN CO CABLERAIL REPAIR BY CONTRACT FORCES	5,589.50	5,589.50
305679 / 301000	Repair Projects	CON	I-20 @ MM 17 WARREN CO GUARDRAIL REPAIR BY STATE FORCES	575.70	4,157.00
305813 / 301000	Unusual or Disaster Projects		SR 822 (old US 80) Warren Co Flood Damage	21,940.41	330,288.08
305833 / 301000	Repair Projects	CON	I-20 E @ MM 12.5 WARREN CO CABLERAIL REPAIR BY CONTRACT FORCES	1,666.77	1,666.77
305971 / 301000	Repair Projects	CON	I-20 Warren Co WB Guardrail @ MM 14 by State Forces	3,703.97	3,703.97
306025 / 301000	Repair Projects	CON	I-20 Warren Co Cablerail @ MM 13.2 by Contract Forces	5,970.00	5,970.00
306092 / 301000	Repair Projects	CON	I-20 Warren Co Guardrail @ Big Black River by State Forces	8,254.07	8,254.07
306126 / 301000	Repair Projects	CON	I-20 West Warren Co Guardrail @ 61 North By State Forces	906.04	906.04
306153 / 301000	Repair Projects	CON	I-20 Warren Co Guardrail @ Indiana Ave By State Forces	2,496.16	2,496.16
306183 / 375000	Unusual or Disaster Projects		Warren Co Tornado 2017	7,550.32	7,550.32
306203 / 302000	Unusual or Disaster Projects		MS 465 Warren Co Flooding May 2017	3,021.88	3,021.88
306215 / 301000	Repair Projects	CON	I-20 Warren Co Guardrail @ MM 13 By State Forces	1,998.28	1,998.28

MS DEPARTMENT OF TRANSPORTATION
Maintenance Proj Expenditures by County

Requester: MATWOOD
Report ID: DR000152

Page 17 of 19
10/31/2017 01:53:03 pm

Project #	Program	Project Type	Project Description	Fiscal Year Expenditures	Total Expenditures
*****	Warren	*****			
306218 / 301000	Repair Projects	CON	I-20 Warren Co Guardrail @ MM 1 By State Forces	5,255.93	5,255.93
County Total				68,929.03	
*****	Wayne	*****			
305473 / 301000	Repair Projects	CON	US 45 Wayne Co Signal Installation at Buckatunna by State Forces	494,490.70	2,341,006.76
305643 / 302000	Repair Projects	CON	61225, 61226, 61165, 61080, 61206, 61072 - WAYNE CO. COMPLEX - REPLACE L	40,434.24	53,137.76
306110 / 301000	Projects-Other	CON	SR 184 from SR 63 to US 45	548.17	548.17
306155 / 301000	Repair Projects	CON	US 45N Wayne Co Lighting @ Buckatunna Millry Rd By State Forces	11,417.78	11,417.78
County Total				546,890.89	
*****	Wilkinson	*****			
305239 / 301000	Repair Projects	CON	US 61 N OF SR 563 WILKINSON CO TRAFFIC CONTROL BY STATE FORCES	1,232.84	1,232.84
305945 / 301000	Unusual or Disaster Projects		SR 563 Wilkinson Co Flood Damage	16,793.38	16,793.38
305945 / 302000	Unusual or Disaster Projects		US 61 Wilkinson Co Flood Damage	10,589.42	10,589.42
305945 / 303000	Unusual or Disaster Projects		SR 33 Wilkinson Co Flood Damage	2,066.79	2,066.79
County Total				30,682.43	
*****	Winston	*****			
305751 / 301000	Projects-Other	CON	SR 397 FM BUSTER MYERS RD TO SR 14	1,762,281.25	1,762,338.75
306000 / 301000	Repair Projects	CON	SR 15 Winston Co Guardrail @ SR 25 B/N 192.1A by State Forces	3,977.47	3,977.47
County Total				1,766,258.72	
*****	Yazoo	*****			
305641 / 308000	Repair Projects	CON	31001 - REPLACE EXISTING FIXTURES WITH LED FIXTURES AND INSTALL OC	58,977.00	58,977.00
305841 / 302000	Projects-Other	CON	Yazoo Co Seal and Level	3,331,651.62	3,331,801.53
305886 / 301000	Projects-Other	CON	SR 16 Fm .8 MI E of SR 433 to the Big Black River	2,315,032.91	2,315,032.91
306048 / 301000	Repair Projects	CON	I-55 Yazoo Co Cablerail Btw MM 135 & 136 by Contract Forces	4,496.25	4,496.25
306049 / 301000	Repair Projects	CON	I-55 Yazoo Co Guardrail @ MM 136 by State Forces	8,256.72	8,256.72
306183 / 382000	Unusual or Disaster Projects		Yazoo Co Tornado 2017	16,526.56	16,526.56
County Total				5,734,941.06	

MS DEPARTMENT OF TRANSPORTATION
Maintenance Proj Expenditures by County

Requester: MATWOOD
Report ID: DR000152

Page 18 of 19
10/31/2017 01:53:03 pm

Project #	Program	Project Type	Project Description	Fiscal Year Expenditures	Total Expenditures
Districtwide - District 1					
*****		*****			
304261 / 301000	Repair Projects	CON	Cable Barrier Repair - District 1	428,764.07	1,276,437.36
306058 / 301000	Unusual or Disaster Projects		District 1 Jan 2017 Ice & Snow	21,750.44	21,750.44
County Total					
450,514.51					
Districtwide - District 2					
*****		*****			
304261 / 302000	Repair Projects	CON	Cable Barrier Repair - District 2	372,639.95	1,046,586.23
306058 / 302000	Unusual or Disaster Projects		District 2 Jan 2017 Ice & Snow	81,044.45	81,044.45
County Total					
453,684.40					
Districtwide - District 3					
*****		*****			
304261 / 303000	Repair Projects	CON	Cable Barrier Repair - District 3	104,014.28	410,533.41
305941 / 301000	Projects-Other	CON	2016 Districtwide RPM District 3	137,113.18	137,113.18
306058 / 303000	Unusual or Disaster Projects		District 3 Jan 2017 Ice & Snow	139,259.04	139,259.04
County Total					
380,386.50					
Districtwide - District 5					
*****		*****			
304261 / 305000	Repair Projects	CON	Cable Barrier Repair - District 5	546,594.50	945,322.50
305745 / 301000	Projects-Other	CON	District5 District Wide Raised Pavement Markers	188,717.90	188,717.90
306058 / 305000	Unusual or Disaster Projects		District 5 Jan 2017 Ice & Snow	270,630.65	270,630.65
County Total					
1,005,943.05					
Districtwide - District 6					
*****		*****			
304261 / 306000	Repair Projects	CON	Cable Barrier Repair - District 6	421,454.50	1,073,519.17
305782 / 301000	Projects-Other	CON	Scrub seal various routes in District 6	3,270,526.34	3,284,722.03
305850 / 301000	Projects-Other	CON	Install RPM on various routes in District 6	401,665.56	401,665.56
306058 / 306000	Unusual or Disaster Projects		District 6 Jan 2017 Ice & Snow	84,444.67	84,444.67
306111 / 301000	Projects-Other	CON	District Wide Surface Treatment	176,531.42	176,531.42
County Total					
4,354,622.49					
Districtwide - District 7					
*****		*****			
304261 / 307000	Repair Projects	CON	Cable Barrier Repair - District 7	67,471.18	315,134.09

Project #	Program	Project Type	Project Description	Fiscal Year Expenditures	Total Expenditures
*****	Districtwide - District 7	*****			
306058 / 307000	Unusual or Disaster Projects	District 7 Jan 2017 Ice & Snow		168,474.63	168,474.63
	County Total			235,945.81	
*****	STATEWIDE	*****			
300342 / 2000	Projects-Other	CON	Department of Plant and Soil Sciences at Mississippi State University to continue to	213,607.27	702,431.15
	County Total			213,607.27	
	Report Totals			82,782,118.91	

CONSTRUCTION EXPENDITURES

BY COUNTY AND PROJECT

For Fiscal Year: 2017

Project #	Program	Project Type	Project Description	Fiscal Year Expenditures	Total Expenditures
*****	Adams	*****			
102942 / 201000	National Highway System(NH	ROW	5-LANE RECONSTRUCTION OF VARIOUS SECTIONS OF US 61 FROM SOUTH (-1,440.60	2,466,202.00
105972 / 799000	State Projects		City of Natchez - St. Catherine Street - Forks of the Road Trails project. Project will i	5,055.06	14,504.76
105972 / 801000	Special Projects(Demo)	CON	City of Natchez - St. Catherine Street - Forks of the Road Trails project. Project will i	2,196.91	607,145.41
106021 / 104000	Bridge	ENG	US 84 MS River Bridge Inspection 2016 - Natchez	269,774.86	269,774.86
106345 / 799000	State Projects		City of Natchez-Roth Hilll Bridge of Sighs Scenic Byway project	254.44	7,582.17
106487 / 301000	Vision 21	CON	US 84 WB Mississippi River Bridge	10,189.87	4,716,159.95
106654 / 101000	State Projects	ENG	US 61 & Highland Blvd intersection 2.2mi South	726.33	305,578.67
106654 / 301000	National Highway System(NH	CON	US 61 & Highland Boulevard intersection 2.2 Miles South	884,024.53	889,484.94
106655 / 101000	State Projects	ENG	SR 555 & US 61 intersection 2.5mi North	162,409.74	312,936.88
106674 / 701000	Surface Transportation Progr	CON	City of Natchez - Historic Depot Renovation - restoration to the Yazoo and Mississipp	38,930.77	880,323.12
106674 / 799000	State Projects		City of Natchez - Historic Depot Rehabilitation - will make the Yazoo and Mississippi	1,404.53	22,614.77
106727 / 799000	State Projects		City of Natchez-Rehabilitation of the Toll Plaza Colonnade	255.81	11,589.05
106736 / 101000	State Projects	ENG	US 84 Painting of Mississippi River Bridge [Natchez WB Bridge]	6,890.57	71,688.86
106736 / 101100	State Projects	ENG	US 84 Painting of Mississippi RVR Bridge	403,574.33	410,427.01
106736 / 301000	Bridge	CON	US 84 Painting of Mississippi River Bridge (Westbound Only 0.1A)	56,095.26	56,095.26
107019 / 306000	Bridge	CON	Bridge Joint Repair District 7	276,602.51	276,602.51
107042 / 301000	State Projects	CON	US 61 from St. Catherine Creek Bridge in Natchez North 4.2 miles to St. Catherine C	3,568.43	2,816,714.65
107543 / 101000	State Projects	ENG	US 61 0.9 mi N on Junction Kingston Rd	437.18	437.18
County Total				2,120,950.53	
*****	Alcorn	*****			
103421 / 211000	State Projects	ROW	STATEWIDE WETLANDS BANK- Tusculmba	11,777.37	11,777.37
106601 / 701000	Urban	CON	City of Corinth - South Parkway Street at HWY 72 - Intersection Improvements	-1,794.52	354,296.01
106601 / 799000	State Projects		City of Corinth - South Parkway Street at HWY 72 Improvements	801.80	22,892.13
106666 / 301000	Safety	CON	US 45 Cable Barrier Installation - from South of Harper Rd to Tennessee SL	2,024.78	908,432.66
106897 / 701000	Surface Transportation Progr	CON	City of Corinth - Meigg Street Sidewalks & Lighting Improvements - removal of existi	523,012.71	523,012.71
106897 / 799000	State Projects		City of Corinth - Improve pedestiran travel along Meiggs Street with the installation o	6,695.75	20,208.18
107112 / 301000	Safety	CON	US 45 @ Wheeler Grove Road	99,648.68	437,865.81
107193 / 799000	State Projects		North Polk Street FLAP	8,043.56	8,043.56
County Total				650,210.13	

For Fiscal Year: 2017

Project #	Program	Project Type	Project Description	Fiscal Year Expenditures	Total Expenditures
Amite					
*****		*****			
102712 / 1000	Vision 21	ENG	SR 48 FM EAST FORK RD TO PIKE CL	644.28	3,020,248.33
102712 / 201000	Vision 21	ROW	SR 24 FM EAST FORK RD TO PIKE CL	148.05	3,951,811.31
103089 / 101000	State Projects	ENG	SR 571 2 BR BETWN LA LINE SR 584 [Bridge #s 0.0 & 0.9]	7,413.62	26,782.45
106438 / 101000	Bridge	ENG	SR 24 Replace Bridge No. 55.9 over Tanyard Creek	7,942.25	116,921.54
107253 / 307300	Safety	CON	SR 569 / SR 570 intersection improvements which will include signage and traffic str	8,973.00	8,973.00
107416 / 101000	Emergency Relief	ENG	SR 24/33 from Just South of Intersection with SR 48 to 1.3 Miles North of Intersectic	1,664.68	1,664.68
107416 / 301000	Emergency Relief	CON	SR 24/33 from Just South of Intersection with SR 48 to 1.3 Miles North of Intersectic	403,044.62	403,044.62
107417 / 101000	Emergency Relief	ENG	SR 568 2.2 miles east of Louisiana SL	222.48	222.48
107417 / 301000	Emergency Relief	CON	SR 568 2.2 miles east of Louisiana SL	139,610.71	139,610.71
107418 / 101000	Emergency Relief	ENG	SR 569 .1 miles north of Louisiana SL and heading North approx. .9 miles.	1,561.03	1,561.03
107418 / 301000	Emergency Relief	CON	SR 569 .1 miles north of Louisiana SL and heading North approx. .9 miles.	647,443.34	647,443.34
107419 / 101000	Emergency Relief	ENG	SR 48 4.4 miles east of junction with SR 24/33	190.68	190.68
107419 / 301000	Emergency Relief	CON	SR 48 4.4 miles east of junction with SR 24/33	41,136.94	41,136.94
107426 / 101000	Emergency Relief	ENG	SR 569 just N of Lower Centerville Rd, east side of roadway	222.48	222.48
107426 / 301000	Emergency Relief	CON	SR 569 just N of Lower Centerville Rd, east side of roadway	18,655.88	18,655.88
County Total				1,278,874.04	
Attala					
*****		*****			
103325 / 301000	Vision 21	CON	SR 12 FROM THE HOLMES CL KOSCIUSKO [BRIDGE #s 87.6, 90.2 & 91.2]	30,644.38	8,910,750.12
103334 / 101000	State Projects	ENG	MS 35 - LEAKE C/L TO KOSCIUSKO [BRIDGE #s 150.5, 152.0	258,347.70	419,087.00
106105 / 101000	Vision 21	ENG	SR 35 Bridge Replacement [Bridge # 163.7]	84,752.13	370,401.91
107110 / 799000	State Projects		Town of Ethel - Main Street Improvement - sidewalk improvement project on Main St	4,777.36	6,633.83
107570 / 199000	State Projects		SR 35 Bridge Painting (#153.1)	181.44	181.44
County Total				378,703.01	
Benton					
*****		*****			
103328 / 101000	Bridge	ENG	SR 178 FROM SR 5 TO UNION COUNTY LINE [BRIDGE # 51.3 OAKLIMETER CRI	218,353.35	635,208.33
105189 / 302000	Vision 21	CON	SR 7 [Bridge #s 166.2, 166.4, 167.8 & 168.3]	3,413,163.85	18,512,543.30
106480 / 302000	State Projects	CON	US 72 near MS 7 - (Surface ER Repair)	11,390.00	11,390.00
106986 / 301000	Pavement Rehabilitation	CON	SR 7 from Marshall CL to US 72	4,990.04	1,151,255.78
County Total				3,647,897.24	

For Fiscal Year: 2017

Project #	Program	Project Type	Project Description	Fiscal Year Expenditures	Total Expenditures
Bolivar					
*****		*****			
100444 / 1000	Bridge	ENG	SR 448 REPLACE BR BT BENOIT & SHAW BR #s 12.3, 8.5, 5.5, 13.3	148,662.13	830,305.91
100444 / 201500	State Projects	ROW	SR 448 REPLACE BR BT BENOIT & SHAW	177,597.93	177,597.93
100444 / 202000	State Projects	ROW	SR 448 BR NOS. 5.5, 8.5, 12.3, 13.3 BTWN BENOIT & SHAW	136,914.84	388,161.66
100444 / 301000	State Projects	CON	SR 448 between Benoit & Shaw [Bridge #s 5.5, 8.5, 12.3 & 13.3]	265.25	265.25
102155 / 201000	Other	ROW	SR 8 FROM CLEVELAND TO SUNFLOWER C.L. (ADD 2 LNS)	34.65	3,593,281.88
102155 / 303000	Vision 21	CON	SR 8 FROM CLEVELAND TO SUNFLOWER C.L. (ADD 2 LANES) [-29]	74,114.36	2,614,261.23
104148 / 301000	Urban	CON	ROSEMARY RD PHASE I CLEVELAND	16,590.65	462,905.86
105541 / 799000	State Projects		Delta State University - Statesman Boulevard and Trail project. Construct a new bot	1,641.53	6,008.37
105541 / 821000	Special Projects(Demo)	ROW	Statesman Blvd and Trail	84,029.19	84,029.19
106111 / 101000	State Projects	ENG	SR 32 [Bridge #s 1.6 & 7.1]	3,977.74	45,127.31
106934 / 301000	State Projects	CON	MS Grammy Museum	423.69	318,703.70
107019 / 303000	Bridge	CON	Bridge Joint Repair District 3	153,588.70	153,588.70
107139 / 305000	State Projects	CON	SR 450 Bouge Phalia [Bridge # 14.9]	506,544.47	506,725.03
107504 / 301000	Pavement Rehabilitation	CON	US 61 from Washington/Bolivar CL to north of Shaw	3,012,913.81	3,012,913.81
County Total				4,317,298.94	
Calhoun					
*****		*****			
102160 / 202000	Bridge	ROW	SR 8 BTW CALHOUN CITY AND DERMA(3 LANES, RECONST)	567.58	2,563,382.87
106968 / 101000	State Projects	ENG	SR 8 Replace Four Bridges [Bridge #s 94.9, 95.2, 95.5 & 95.7]	112,202.96	337,502.55
106984 / 101000	State Projects	ENG	SR 9 Replace Four Bridges [Bridge #s 35.5, 40.7, 40.9 & 41.2]	157,334.80	362,005.17
107019 / 302200	Bridge	CON	Statewide Bridge Joint Repair	18,858.96	18,858.96
107093 / 301000	Surface Transportation Progr	CON	SR 9: Calhoun City Square to Highway 9/9W Split	343,273.90	3,872,218.13
County Total				632,238.20	
Carroll					
*****		*****			
106102 / 101000	Vision 21	ENG	US 51 Bridge Replacements - 6 bridges [168.2, 169.5, 169.6, 169.9, 170.0, 170.1]	307,166.30	784,362.62
106102 / 201000	Vision 21	ROW	US 51 Bridge Replacements - 6 bridges [168.2, 169.5, 169.6, 169.9, 170.0, 170.1]	74,519.81	74,519.81
106980 / 101000	State Projects	ENG	SR 35 over Big Sand Creek [Bridge # 198.6]	241,528.80	352,100.26
106997 / 101000	Safety	ENG	I-55 from Holmes CL to 1.5 miles N of MS 35/430 [Vaiden, Exit 174]	25,130.74	26,929.93
107035 / 301000	State Projects	CON	SR 7 Countermeasures for Bridge # 49.4	5,400.43	384,322.19
107084 / 101000	State Projects	ENG	US 82 and MS 17/MS 35 Traffic Study	81,668.37	101,039.42
107300 / 101000	Pavement Rehabilitation	ENG	I-55 Shoulder Rehab from Holmes CL to 0.5 Mi South of SR35	616.00	616.00

For Fiscal Year: 2017

Project #	Program	Project Type	Project Description	Fiscal Year Expenditures	Total Expenditures
*****	Carroll	*****			
107528 / 301000	Pavement Rehabilitation	CON	US 82 from Leflore CL to 1/2 mile E of Skating Rink Road (EB Lane)	2,694.93	2,694.93
County Total				738,725.38	
*****	Chickasaw	*****			
103352 / 101000	State Projects	ENG	SR 245 from 3.5 mi. S of Lee CL to Lee CL (Bridge #s 198.8, 199.0, 199.1, 199.2 &	303,507.24	436,888.51
106625 / 101000	Safety	ENG	Highway 15 & Highway 389	16,216.02	544,741.86
106625 / 201000	State Projects	ROW	Highway 15 & Highway 389	352.62	52,871.74
106625 / 201500	State Projects	ROW	Highway 15 & Highway 389	20,189.84	20,189.84
106975 / 101000	State Projects	ENG	SR 389 over Chewawah Creek [Bridge # 6.8] and over Cane Creek [Bridge # 6.7]	239,157.48	545,405.63
106975 / 201000	State Projects	ROW	SR 389 over Chewawah Creek [Bridge # 6.8] and over Cane Creek [Bridge # 6.7]	5,740.04	5,740.04
County Total				585,163.24	
*****	Claiborne	*****			
101819 / 1000	Phase II	ROW	US 61 FR NATCHEZ TRACE TO 4LANE NORTH OF PORT GIBSON	353,703.46	946,755.77
101819 / 101000	Phase II	ENG	US 61 FR NATCHEZ TRACE TO 4LANE NORTH OF PORT GIBSON	68,918.92	1,011,168.93
103697 / 201000	Special Projects(Demo)	ROW	TCSP-PORT OF CLAIBORNE CO RD (we pay them 80%)	364.40	1,612,388.83
103697 / 799000	State Projects		Claiborne County Board of Supervisors - Grand Gulf Access Road.	2,441.68	7,844.39
107179 / 101000	State Projects	ENG	Highway 552 Upgrade and Repair	6,671.13	358,815.68
107179 / 301000	State Projects	CON	Highway 552 Upgrade and Repair	2,821,537.07	2,821,537.07
107211 / 301000	Pavement Rehabilitation	CON	US 61 From North of Port Gibson to the Big Black River	2,197,254.24	2,232,955.04
County Total				5,450,890.90	
*****	Clarke	*****			
102484 / 101000	State Projects	ENG	SR 145 REPLACE 4 BRIDGES S OF QUITMAN (42.5, 43.8, 45.4, 46.3)	3,041.89	30,071.27
102485 / 102000	State Projects	ENG	SR 145 (Bridge #s 35.0, 42.5 & 43.8)	98,273.68	365,211.37
102533 / 301000	Vision 21	CON	US 11 @ Souinlovey Creek [Bridge #s 135.8 & 136.2]	4,701,114.06	5,363,713.06
102534 / 301000	Vision 21	CON	US 11 North of Chunky River [Bridge #146.8]	996,058.95	3,010,489.16
106951 / 101000	Safety	ENG	US 45 Road Safety Audit	10,815.23	44,201.21
106977 / 101000	State Projects	ENG	SR 512 Bridge Replacement over Stream [Bridge #16.0]	199,290.19	540,455.51
107019 / 305000	Bridge	CON	Bridge Joint Repair District 6	310,323.47	310,323.47
107467 / 101000	State Projects	ENG	I-59 Bridge [#136.5A] Southbound at Exit 137 over Clarke County Road 370	17,884.88	17,884.88

For Fiscal Year: 2017

Project #	Program	Project Type	Project Description	Fiscal Year Expenditures	Total Expenditures
*****	Clarke	*****			
107467 / 301000	State Projects	CON	I-59 Bridge [#136.5A] Southbound at Exit 137 over Clarke County Road 370	430,752.30	430,752.30
County Total					
*****	Clay	*****			
105305 / 401000	Safety	CON	City of West Point - Improve Sidewalks & Construction of new Sidewalks along vario	56,429.63	385,553.13
105305 / 799000	State Projects		City of West Point - Improve Sidewalks & Construction of new Sidewalks along vario	281.98	16,837.11
105723 / 799000	State Projects		City of West Point - Widen turn lane on Eshman Ave from E Half Mile Street to Indus	3,984.06	6,877.19
105723 / 811000	Special Projects(Demo)	CON	City of West Point - Overlay Eshman Ave. - Preliminary engineering	2,944.37	134,231.76
106598 / 302000	Bridge	CON	SR 50 - Modular Joint Retrofit along the Tenn-Tom Waterway	746,753.12	746,878.66
107198 / 301000	Pavement Rehabilitation	CON	US 45A from beginning 5-Lane to Hospital Entrance	338,315.78	2,136,311.18
County Total					
*****	Coahoma	*****			
102733 / 101000	Vision 21	ENG	SR 6 FROM US 61 TO QUITMAN COUNTY LINE	135.72	2,300,172.50
102733 / 101100	State Projects	ENG	SR 6 from US 61 to I-55	458.99	41,338.04
102733 / 201000	State Projects	ROW	SR 6 FROM US 61 TO QUITMAN COUNTY LINE [BRIDGE #s 16.9 & 18.1]	1,256.41	115,111.47
102733 / 308000	Vision 21	CON	SR 6 between US 61 & Quitman County [Bridge #s 16.9 & 18.1]	4,464,258.64	6,391,630.39
103104 / 102000	State Projects	ENG	I-69 from Clarksdale to Eagles Nest SIU 11	1,192.10	1,192.10
106097 / 799000	State Projects		Coahoma County BOS - Jonestown Bypass approximately 1.13 miles from Matagor	1,175.33	7,903.71
106193 / 701000	Surface Transportation Progr	CON	City of Clarksdale-Cultural Heritage Walking Trail sidewalk reconstruction as well as	94.45	525,521.27
106193 / 799000	State Projects	ENG	City of Clarksdale-Cultural Heritage Walking Trail throughout Historic District of Clar	973.40	11,033.15
106268 / 101000	Safety	ENG	US 61 @ Eagles Nest Road	3,444.98	419,654.74
106268 / 201000	Safety	ROW	US 61 @ Eagles Nest Road	91,585.01	262,308.84
106268 / 301000	Safety	CON	US 61 @ Eagles Nest Road	898,946.47	898,946.47
106658 / 701000	Surface Transportation Progr	CON	Coahoma County BOS - Historic Yazoo Pass Multiuse Pathway - Construction of a ;	67.85	67.85
106658 / 799000	State Projects		Coahoma County BOS - Moon Lake Landing Bike Trail which will begin at theMississ	2,267.65	7,981.36
106717 / 799000	State Projects		Coahoma County - turn out and scenic view area at the intersection of Highway 1 an	1,599.55	6,592.85
County Total					
*****	Copiah	*****			
103045 / 101000	Bridge	ENG	SR 18 BR NOS. 19.2, 19.4, 23.0, 24.2 BTW CLAIBORNE CL AND HINDS CL	76,620.25	1,280,701.99
103045 / 101100	State Projects	ENG	SR 18 BTW CLAIBORNE CL AND HINDS CL	145,365.92	520,065.68

For Fiscal Year: 2017

Project #	Program	Project Type	Project Description	Fiscal Year Expenditures	Total Expenditures
***** Coptiah *****					
103045 / 201000	State Projects	ROW	SR 18 BR #s 19.2, 19.4, 23.0 & 24.2 BTW CLAIBORNE CL AND HINDS CL	107,827.44	444,245.75
103045 / 201500	State Projects	ROW	SR 18 BTW CLAIBORNE CL AND HINDS CL	32,116.13	90,561.19
106464 / 101000	Safety	ENG	299 834J is a railroad crossing located on Eubanks Rd outside of Crystal Springs, M	1,500.11	1,652.26
106464 / 301000	Safety	CON	299 834J is a railroad crossing located on Eubanks Rd outside of Crystal Springs, M	51,098.61	199,487.11
106617 / 101000	State Projects	ENG	I-55 FM HAZLEHURST TO CRYSTAL SPRINGS - PE	40,368.21	45,368.24
106617 / 301000	Pavement Rehabilitation	CON	I-55 from Hazlehurst to Crystal Springs	449,160.35	449,160.35
106626 / 101000	Safety	ENG	MS 27 @ Lee Ave/Old Hwy 27 #1	279.35	370,195.06
106626 / 201000	Safety	ROW	MS 27 @ Lee Ave/Old Hwy 27 #1	-24,773.54	60,834.05
106626 / 301000	Safety	CON	MS 27 @ Lee Ave/Old Hwy 27 #1	2,451,677.90	2,975,614.55
106684 / 701000	Surface Transportation Progr	CON	Coptiah-Lincoln Community College - Pedestrian Corridor to be created on the Wess	82,441.95	958,722.49
106684 / 799000	State Projects	CON	Coptiah-Lincoln Community College - Pedestrian Corridor to be created on the Wess	942.38	7,763.17
106996 / 101000	Safety	ENG	I-55 from 1 mi S of Martinville [Exit 56] to 1 mi N of MS 27 [Exit 72]	22,470.97	23,345.36
107013 / 101000	State Projects	ENG	US 51 over Unnamed Stream [Bridge #66.8]	54,667.34	54,667.34
107363 / 799000	State Projects	CON	City of Crystal Springs - Pedestrian & Bicycle Corridor installing a path in the area v	2,675.89	2,675.89
County Total				3,494,439.26	
***** Covington *****					
100822 / 1000	Pavement Rehabilitation	ENG	US 84 BTW COLLINS & JONES CTY LINE - RECONSTRUCTION OF WEST BOUN	847.68	1,170,044.33
100822 / 201000	Other	ROW	US 84 BTW COLLINS & JONES CTY LINE RECONSTRUCTION OF WEST BOUNI	439,549.35	3,543,334.67
105275 / 101000	State Projects	ENG	SR 590 REPLACE BRIDGE # 3.9 OVER CURREY CREEK 3.9 MILES EAST OF US	6,096.09	1,905,097.51
105275 / 201000	Bridge	ROW	SR 590 REPLACE BRIDGE # 3.9 OVER CURREY CREEK	98,435.63	233,588.98
105275 / 301000	Vision 21	CON	SR 590 over Currey Creek [Bridge # 3.9]	1,470,635.86	1,470,635.86
105778 / 101000	Safety	ENG	PE - US 49 @ Kola Road in Covington County (signalized intersection)	5,627.78	430,126.50
105778 / 102000	Safety	ENG	US 49 @ Kola Road in Covington County	5,247.77	165,187.44
105778 / 201000	National Highway System(NH	ROW	US 49 @ Kola Road in Covington County	718,943.49	1,913,577.78
105778 / 301000	National Highway System(NH	CON	US 49 @ Kola Road	1,228,991.39	1,228,991.39
106395 / 301000	Surface Transportation Progr	CON	Upgrade RR Crossings - City of Seminary	2,588.14	2,588.14
106508 / 701000	Surface Transportation Progr	CON	Town of Mount Olive - Removal of parking in the middle of Main Street by putting a c	12,835.59	127,000.53
106508 / 799000	State Projects	CON	Town of Mount Olive - Removal of parking in the middle of Main Street by putting a c	1,215.73	17,921.93
106700 / 301000	Safety	CON	US 84 @ MS 35	1,207,967.03	3,361,530.69
106918 / 305000	Bridge	CON	2015 Bridge Preventative Mitnse Projects - Joint Repair District 7 on US 49	2,387.58	374,219.22
107085 / 301000	Surface Transportation Progr	CON	US 49 Leonard's Mill Creek Bridge North 3.580 miles to Simpson CL [SB Lane Only]	1,579.02	1,064,730.24
107177 / 101000	State Projects	ENG	US 84 @ Okatoma Creek [Bridge #s 122.8A & 122.8B]	189,245.90	218,260.87

For Fiscal Year: 2017

Project #	Program	Project Type	Project Description	Fiscal Year Expenditures	Total Expenditures
*****	Covington	*****			
107181 / 101000	Safety	ENG	US 49 from just North of the Forest County Line North 22 miles to Mount Olive/locater	322,795.89	1,926,642.14
107181 / 101100	State Projects	ENG	US 49 from just North of the Forest CL North 22 miles to Mount Olive located in Covi	199,719.13	199,719.13
107181 / 201500	State Projects	ROW	US 49 from just North of the Forest County Line North 22 miles to Mount Olive/locater	185,999.70	185,999.70
107181 / 301000	Safety	CON	US 49 from just North of the Forest CL North 22 miles to Mount Olive	3,759,975.12	3,759,975.12
107243 / 301000	Pavement Rehabilitation	CON	SR 35 FROM Junction US 49 North 2.9 miles to Smith CL	849,359.07	849,359.07
107307 / 101000	Emergency Relief	ENG	US 49, 2.8 miles south of the SR 589 intersection with US 49.	377.61	915.08
107307 / 301000	Emergency Relief	CON	US 49, 2.8 miles south of the SR 589 intersection with US 49.	15,159.09	15,159.09
107375 / 799000	State Projects		City of Collins - Lighting Improvement - installation of lighting along sections of US H	6,426.67	6,426.67
107432 / 301000	Pavement Rehabilitation	CON	US 84 begin Jefferson Davis CL East 5.1 miles to Terrible Creek	1,728,377.36	1,728,377.36
County Total				12,460,383.67	
*****	Desoto	*****			
100222 / 1000	Vision 21	ENG	I-55 FROM WELCOME CENTER SOUTH OF HERNANDO TO TN STATE LINE	272,686.04	3,314,981.98
100222 / 102000	Vision 21	ENG	I-55 FROM RELOCATED SR 304 TO CHURCH ROAD	23,189.14	838,179.75
100222 / 103000	Vision 21	ENG	I-55 FROM CHURCH ROAD TO SR 302	122,101.12	1,060,385.85
100222 / 104000	Vision 21	ENG	I-55 FROM WELCOME CENTER SOUTH OF HERNANDO TO THE TENN ST LN I-	2,223.42	924,442.02
100222 / 107000	State Projects	ENG	Relocated Frontage Road	1,962.39	26,914.99
100222 / 108000	State Projects	ENG	I-55 and Commerce St Reconstruction	170,963.72	292,050.00
100222 / 201000	Vision 21	ROW	I-55 FROM SR 302 TO TENN S.L.	1,930.21	7,679,584.75
100222 / 203000	Vision 21	ROW	I-55 FROM CHURCH ROAD TO SR 302 (Early Acquisition)	3,884,859.48	13,478,386.66
100222 / 207510	State Projects	ROW	I-55 Relocated Frontage Road	6,491.77	6,491.77
100222 / 301000	Vision 21	CON	* I-55 from SR 302 to Tennessee SL.	231.79	46,897,680.11
100222 / 309000	National Highway System(NH	CON	I-55 SB Ramp @ Commerce Street in Hernando	504,013.92	504,013.92
101378 / 202000	Gaming	ROW	SPUR FROM EXISTING 304 TO RELOCATED 304	-38,586.00	19,073.81
102556 / 101000	Gaming	ENG	SR 304/I-269 FROM I-55 TO SR 305	5,279.06	6,078,763.87
102556 / 101100	State Projects	ENG	SR 304/I-269 FROM I-55 TO SR 305	16,251.50	559,168.36
102556 / 102100	Gaming	ENG	SR 304/I-269 FROM SR 305 TO THE MARSHALL CL	13,638.04	307,856.22
102556 / 201000	Gaming	ROW	SR 304/I-269 FROM I-55 TO SR 305	-49,265.58	46,272,081.84
102556 / 202000	Gaming	ROW	SR 304/I-269 FROM SR 305 TO THE MARSHALL CL	2,913.23	21,302,951.01
102556 / 306000	Gaming	CON	SR 304/I-269 from SR 305 to the Marshall CL	25,995,009.52	25,995,009.52
102556 / 310000	Gaming	CON	SR 304/I-269 FROM I-55 TO STA. 240+00	183,006.69	31,573,036.81
102556 / 311000	Gaming	CON	SR 304/I-269 FROM STA. 240+00 TO SR 305	440,343.83	57,428,898.10
102556 / 312000	Gaming	CON	SR 304/I-269 FROM SR 305 TO STA 625+00	252,093.20	41,667,056.70

MS DEPARTMENT OF TRANSPORTATION
Construction Proj Expenditures by County

For Fiscal Year: 2017

Project #	Program	Project Type	Project Description	Fiscal Year Expenditures	Total Expenditures
*****	Desoto	*****			
102556 / 313000	Gaming	CON	SR 304/I-269 FROM STA 625+00 TO MARSHALL CL	531,211.73	36,278,216.05
102556 / 319000	Gaming	CON	SR 304 from East of I-55 to SR 305	5,767,262.38	5,767,262.38
104574 / 701000	Urban	CON	City of Southaven - Getwell Road fr 302 to State Line Rd.	2,011,204.51	5,155,810.76
104574 / 799000	State Projects		City of Southaven - Getwell Road fr 302 to State Line Rd.	3,770.83	15,187.17
104911 / 101000	Safety	ENG	INTERSECTION US 51& STAR LANDING ROAD AND LICENSE DRIVE	4,973.55	366,914.29
104911 / 201000	Safety	ROW	INTERSECTION US 51& STAR LANDING ROAD AND LICENSE DRIVE	1,302.75	2,757,000.16
104911 / 301000	Safety	CON	Intersection of US 51 & Star Landing Road & License Road	5,228.23	3,057,728.74
104919 / 701000	Urban	CON	City of Olive Branch - Craft Road Widening from 2 Lane to 5 Lane. From Goodman f	1,424,047.20	1,424,528.69
104919 / 799000	State Projects		City of Olive Branch - Craft Road Widening from 2 Lane to 5 Lane. From Goodman f	7,959.60	19,635.20
105249 / 163000	Special Projects(Demo)	ENG	Intelligent Transportation System (ITS) Long Range Plan	66,705.71	96,543.02
105249 / 164000	Special Projects(Demo)	ENG	MS 302, Stateline Road and Airways Blvd. - Signal Corridor Timing	65,696.08	162,807.62
105249 / 165000	Special Projects(Demo)	ENG	MS 302 & US 51 - Active Traffic Signal Management	98,374.35	182,372.78
105313 / 799000	State Projects		Star Landing Road - Tulane Road to Getwell Road	1,987.96	5,586.59
105313 / 812000	Surface Transportation Progr	ENG	Star Landing Road - from approximately Tulane Road to Getwell Road - Preliminary	895,646.24	895,646.24
105335 / 302000	Vision 21	CON	US 51	2,642,881.13	2,642,903.93
105682 / 401000	Safety	CON	City of Hernando - Construction of a system of sidewalks between Oak Grove Eleme	59,506.27	59,506.27
105682 / 799000	State Projects		City of Hernando - Construct sidewalks along Fletcher, College, Hill and Oak Grove I	1,551.07	16,042.86
106355 / 799000	State Projects		City of Hernando bike/ped path	5,176.69	10,789.62
106405 / 799000	State Projects		Desoto County Board of Supervisors greenway trail along hwy 61, Johnson Creek, a	2,248.85	10,292.78
106492 / 701000	Urban	CON	City of Horn Lake - Tulane Rd Connector Project	945.63	351,858.58
106492 / 799000	State Projects		City of Horn Lake - Tulane Rd Connector Project	352.86	10,782.89
106531 / 201000	Interstate	ROW	I-55 slide repair & erosion/surface drainage remediation	11,336.59	197,269.26
106531 / 301000	Interstate	CON	I-55 slide repair & erosion/surface drainage remediation	515,652.88	1,286,015.30
106779 / 101000	Safety	ENG	MS 302 from US 61 to the Marshall/Desoto CL	3,590.41	418,358.52
106779 / 102000	State Projects	ENG	MS 302 from Allen Drive to Horn Lake Road	3,974.36	98,923.96
106779 / 302000	Safety	CON	MS 302 from I-55 to Marshall/Desoto CL	2,586,165.28	2,735,168.17
106779 / 303000	State Projects	CON	MS 302 from Allen Drive to Horn Lake Rd	745,952.79	1,233,576.89
106781 / 799000	State Projects		City of Southaven - Ped & Bike Trail	2,976.19	7,430.19
106798 / 302000	Safety	CON	Upgrade Railroads-Nail Road near Horn Lake - GYRI RR - DOT# 309 668A	-106.69	0.00
106798 / 303000	Safety	CON	Upgrade Railroads-Star Landing near Lake Cormorant - CN RR - DOT# 300 534V	159,491.67	184,144.38
106814 / 701000	Urban	CON	City of Hernando-Resurfacing of Commerce Street from Illinois Railroad ROW to Mc	3,445.40	306,292.53
106852 / 201000	State Projects	ROW	Installation of fiber optic cable(ROW)	7,727.54	7,727.54
106852 / 301000	Safety	CON	Installation of fiber optic cable, signal controller/software upgrade, signal synchroniz	4,369,969.06	4,744,190.29

MS DEPARTMENT OF TRANSPORTATION
Construction Proj Expenditures by County
For Fiscal Year: 2017

Project #	Program	Project Type	Project Description	Fiscal Year Expenditures	Total Expenditures
*****	Desoto	*****			
106871 / 701000	Urban	CON	City of Southaven - resurfacing Getwell Road from Church Road to Goodman Road	51,462.03	652,620.03
106871 / 799000	State Projects		City of Southaven - resurfacing Getwell Road from Church Road to Goodman Road	82.24	2,634.32
106892 / 799000	State Projects		DeSoto County Board of Supervisors - MPO TAP - Nesbit Fire Station Trail and Conr	503.15	5,009.57
106917 / 101000	Bridge	ENG	Hydraulic Study for Nail Road Desoto County	42,224.32	162,164.81
106918 / 301000	Bridge	CON	2015 Bridge Preventative Mitnse Projects - Joint Repair D2	141,696.68	151,771.96
107019 / 102000	State Projects	ENG	SR 304 Bridge Endwall & Joint Repair [Bridge #s 1.1A, & 1.1B & 7.8A]	10,985.38	10,985.38
107037 / 101000	Safety	ENG	I-55 NB & SB Exit Ramp @ Hwy 302	245,279.84	263,360.06
107080 / 701000	Surface Transportation Progr	CON	City of Hernando - Signal Project Nesbit and Hwy. 51 & W. Robinson St. and Hwy. 5	259.12	259.12
107080 / 711000	Surface Transportation Progr	ENG	City of Hernando - P.E. for Signal Project	104,541.66	119,120.00
107080 / 799000	State Projects		City of Hernando - Signal Project Nesbit and Hwy. 51 & W. Robinson St. and Hwy. 5	7,898.16	9,029.42
107081 / 711000	Surface Transportation Progr	ENG	City of Horn Lake - P.E. for Mill & Overlay on Nail Road	13,195.92	19,129.96
107081 / 799000	State Projects		City of Horn Lake - Mill & Overlay Nail Rd.	3,266.95	3,740.96
107100 / 301000	Safety	CON	US 78 from Craft Road to Hacks Cross Road	27,641.79	1,171,722.80
107114 / 101000	State Projects	ENG	SR 304 McIngvale Interchange	236,835.45	539,411.85
107114 / 201000	State Projects	ROW	SR 304 McIngvale Interchange	940,501.44	940,501.44
107201 / 711000	Surface Transportation Progr	ENG	City of Olive Branch - P.E. services for Signalization at Bethel Road and Business C	87,304.97	87,304.97
107201 / 799000	State Projects		City of Olive Branch - Signalization Bethel Road and Business Center Drive	5,524.81	5,853.66
107208 / 799000	State Projects		City of Southaven - MPO TAP - Stataline Road Pedestrian Project - construction of a	3,726.59	4,083.81
107212 / 101000	State Projects	ENG	I-69/SR-304 from US-61 to I-55 Lighting	40,076.01	40,076.01
107216 / 799000	State Projects		City of Hernando - McIngvale Resurfacing Project from Commerce to Byhalia	2,459.21	2,658.55
107217 / 799000	State Projects		Desoto County - Overlay MS 304 from Emerald Forest to Tunica County Line	196.71	275.41
107218 / 711000	Surface Transportation Progr	ENG	P.E. services for Hernando Square Pedestrian Improvement	853.29	853.29
107218 / 799000	State Projects		City of Hernando - Hernando Square Improvements Project	1,153.54	3,283.00
107220 / 101000	Safety	ENG	SR 302, from Southcrest Parkway to US 78	60.39	667.74
107224 / 302000	Safety	CON	Upgrade Railroad Crossings - Hacks Cross near Olive Branch DOT# 673 605U - RJ	55.01	55.01
107264 / 711000	Surface Transportation Progr	ENG	P.E. services for Stataline Rd Bridge	5,766.16	5,766.16
107273 / 799000	State Projects		Southaven - Getwell Road - widening from Star Landing Road to Church Road	5,935.34	5,935.34
107295 / 711000	Urban	ENG	Olive Branch - Resurfacing Projects - Stataline Road(7862) from Davidson to Malonk	27,317.15	27,317.15
107295 / 799000	State Projects		Olive Branch - Resurfacing Projects - Stataline Road(7862) from Davidson to Malonk	3,737.53	3,737.53
107319 / 108000	State Projects	ENG	Prep of Cost/Benefit Analysis - I-55	14,144.22	14,144.22
107394 / 101000	State Projects	ENG	I-55 @ Star Landing Road [Bridge #s 285.9A & 285.9B]	9,374.50	9,374.50
107394 / 301000	Bridge	CON	I-55 @ Star Landing Road [Bridge #s 285.9A & 285.9B]	80,294.69	80,294.69
107395 / 101000	State Projects	ENG	US 78 @ Bethel Road [Bridge #s 6.8A & 6.8B]	10,554.23	10,554.23

MS DEPARTMENT OF TRANSPORTATION
Construction Proj Expenditures by County
For Fiscal Year: 2017

Project #	Program	Project Type	Project Description	Fiscal Year Expenditures	Total Expenditures
Desoto					
107441 / 101000	State Projects	ENG	I-69 LED lighting conversion	4,887.03	4,887.03
107441 / 301000	Surface Transportation Progr	CON	I-69 LED lighting conversion	3,502.96	3,502.96
107510 / 799000	State Projects	CON	City of Southaven - Snowden Pedestrian Path and Bicycle - Installing pedestrian anc	2,546.52	2,546.52
107513 / 799000	State Projects	CON	City of Southaven - Church Road Overlay - overlay and re-striping of Church Road fr	1,110.03	1,110.03
107537 / 799000	State Projects	CON	City of Hernando - McIngvale Road - Widen from 2 to 5 lanes with the realignment o	146.38	146.38
County Total				55,956,646.99	
Forrest					
100677 / 102000	Vision 21	ENG	US 49 RECONSTRUCTION FR CAMP SHELBY TO US 98	374.91	1,105,145.59
100692 / 1000	Surface Transportation Progr	ROW	SR 42 FROM PERRY C.L. TO I-59 PE 100747/1000 CONS 102214/301,10221	48.06	3,040,368.33
102334 / 101000	Interstate	ENG	I-59 INTERCHANGE AT SR 42	119,337.44	1,546,484.53
102334 / 201000	Vision 21	ROW	I-59 INTERCHANGE AT SR 42	142,936.53	11,202,372.87
102334 / 201500	Vision 21	ROW	I 59 INTERCHANGE AT SR 42	40,718.25	41,508.83
105214 / 799000	State Projects	CON	City of Hattiesburg - Conversion of Abandoned Railroad into a Pedestrian Facility (B	4,829.06	7,138.41
105214 / 801000	Surface Transportation Progr	CON	City of Hattiesburg - Conversion of Abandoned Railroad into a Pedestrian Facility (B	338,239.77	1,067,685.52
105273 / 101000	State Projects	ENG	US 49 between Brooklyn & Camp Shelby [SB Lane] [Bridge #s 56.3, 51.4, 52.5, 54.7	160,382.76	1,275,286.37
105273 / 201000	State Projects	ROW	US 49 between Brooklyn & Camp Shelby [SB Lane] [Bridge #s 56.3, 51.4, 52.5, 54.7	33,968.85	354,366.36
105273 / 201500	State Projects	ROW	US 49 between Brooklyn & Camp Shelby[SB]	53,956.03	85,465.11
105273 / 301000	Vision 21	CON	US 49 between Brooklyn & Camp Shelby [SB Lane] [Bridge #s 56.3, 51.4, 52.5, 54.7	2,941,107.61	2,941,635.21
105844 / 811000	Special Projects(Demo)	ENG	City of Hattiesburg - Western Beltway Transportation Infrastructure Plan - Along axis	15,665.97	203,757.81
105845 / 799000	State Projects	CON	City of Hattiesburg - 4th Street from Hutchinson Avenue to Jackson Street	81.52	237.87
105940 / 307000	Safety	CON	Stanley Street in Hattiesburg, MS DOT 305 304L. Forrest County on CN Line Mile po	15,250.76	118,266.38
105940 / 308000	Safety	CON	Install system of train activated mast-mounted crossing signals with gate arms, 12" r	63,633.44	135,953.47
105940 / 309000	Safety	CON	Signals adn Gates on 7th Street in Hattiesburg, MS Forrest County on DOT 305 300	29,416.57	112,905.83
105940 / 310000	Safety	CON	Signals adn Gates at 5th Street in Hattiesburg, MS Forrest County. DOT 305 298K 4	277.04	92,594.62
105940 / 311000	Safety	CON	Dixie Pine Road (Gulfport Line) in Hattiesburg, MS, Forrest County. DOT 305 284C	2,215.31	124,558.51
105940 / 313000	Safety	CON	Barkely Road in Hattiesburg, MS in Forrest County. Crossing ID 305 606N on CN ra	22,761.86	119,542.49
105940 / 315000	Safety	CON	Hattiesburg Corridor Projects	3,142.25	130,709.74
106346 / 701000	Surface Transportation Progr	CON	City of Hattiesburg - sidewalk, landscaping & pedestrian signals, Broadway Dr from I	178,860.16	607,301.93
106346 / 799000	State Projects	CON	City of Hattiesburg landscape/pedestrian project for Broadway Drive, Pine Street, Mc	4,441.91	6,054.43
106412 / 701000	Surface Transportation Progr	CON	City of Hattiesburg- Landscape and Pedestrian Improvements - Sidewalk along 34th	10,526.92	96,283.64
106436 / 701000	Surface Transportation Progr	CON	City of Petal- landscaping and lighting along Evelyn Gandy Parkway between Hwy 1	23,307.61	708,441.62
106495 / 301000	Surface Transportation Progr	CON	Sign Truss Replacement	135,922.28	764,538.85

MS DEPARTMENT OF TRANSPORTATION
Construction Proj Expenditures by County

For Fiscal Year: 2017

Project #	Program	Project Type	Project Description	Fiscal Year Expenditures	Total Expenditures
*****	Forrest	*****			
106567 / 701000	Surface Transportation Progr	CON	Pearl and Leaf Rivers Recreational District - Gateway Parking Facility construction o	37,424.59	455,862.89
106594 / 103000	Interstate	ENG	I-59 Design Build Bridge Widening	2,139.93	42,797.88
106672 / 101000	State Projects	ENG	US 49 from US 98 to Camp Shelby...Worked performed by State Forces	776.65	588,298.66
106672 / 201000	State Projects	ROW	US 49 from US 98 to Camp Shelby	25,600.14	418,171.18
106672 / 301000	State Projects	CON	US 49 from US 98 to Camp Shelby - Safety Upgrades	2,744,755.86	7,250,832.24
106709 / 799000	State Projects		Pearl River Community College - repurposing of existing roadways into pedestrian c	938.88	5,837.87
106777 / 101000	Safety	ENG	US 49 @ MS 42 (West)	14,231.76	236,478.27
106777 / 201000	Safety	ROW	US 49 @ MS 42 (West)	304,564.93	304,564.93
106791 / 303000	Bridge	CON	US 49 @ Black Creek [Bridge # 49.3A]	2,416.23	343,650.96
106877 / 401000	Surface Transportation Progr	CON	City of Hattiesburg - Hawkins Elementary - Constructing an 8" wide concrete sidewal	40,771.84	40,771.84
106877 / 799000	State Projects		City of Hattiesburg - Hawkins Elementary	845.11	7,753.52
106878 / 701000	Surface Transportation Progr	CON	University of Southern Mississippi - Pride Field to Scianna Hall Multi-Use Path - side	463,065.09	656,370.14
106878 / 799000	State Projects		University of Southern Mississippi - Pedestrian and Bicycle Improvements at in the p	744.27	1,382.30
106879 / 701000	Surface Transportation Progr	CON	City of Hattiesburg - Bicycle and pedestrian improvements on Tuscan Avenue at Will	94.45	94.45
106879 / 799000	State Projects		City of Hattiesburg - Bicycle and pedestrian improvements on Tuscan Avenue at Will	994.08	1,988.21
106943 / 799000	State Projects		City of Hattiesburg - Sidewalk, pedestrian underpass, signage, and striping installati	228.06	476.47
106994 / 101000	Safety	ENG	US 49 from Peps Point Rd to US 98	93,759.04	478,151.84
107023 / 101000	Safety	ENG	US 11 Intersection Safety Study - Hattiesburg	38,383.69	69,048.85
107039 / 799000	State Projects		Forrest County BOS - J. Turner Drive / Jackson Road construct a bike trail from Lon	2,751.32	4,760.04
107073 / 101000	Pavement Rehabilitation	ENG	I-59 FROM LAMAR CL TO US 98 EAST	41,627.25	283,665.46
107073 / 301000	Pavement Rehabilitation	CON	I-59 from Lamar CL to US 98 East	7,091.59	7,091.59
107115 / 799000	State Projects		Pearl & Leaf Rivers Rails to Trails Recreational District - Update intersection safety/w	559.89	1,675.12
107117 / 799000	State Projects		Camp Shelby Joint Forces Training Center - Mississippi Central Pathway - construct	564.15	7,317.16
107134 / 701000	Surface Transportation Progr	CON	University of Southern Mississippi - Eagle Walk to Hillcrest Pedestrian Cooridor - cor	95,207.31	95,207.31
107134 / 799000	State Projects		University of Southern Mississippi - Eagle Walk to Hillcrest Pedestrian Cooridor - cor	799.47	7,944.78
107140 / 720500	Surface Transportation Progr	ROW	Pearl River Community College - Pedestrian Commons - Utility Work - Hattiesburg C	194.14	194.14
107140 / 799000	State Projects		Pearl River Community College - Pedestrian Commons - construction of pedestrian i	3,092.90	3,092.90
107189 / 301000	Pavement Rehabilitation	CON	US 98 from 0.849 Miles east of US 49 to Perry CL	459,116.86	4,320,894.89
107464 / 101000	Safety	ENG	US 49 from the Stone County Line to South Gate Road	241,830.34	241,830.34
107482 / 799000	State Projects		USM - Lake Byron to Highway 49 Pathway - construct a multi use pathway on the U	3,090.13	3,090.13
County Total				8,969,062.82	

MS DEPARTMENT OF TRANSPORTATION
Construction Proj Expenditures by County

Requester: MATWOOD
Report ID: DR000151

Page 12 of 54
12/28/2017 03:52:49 pm

For Fiscal Year: 2017

Project #	Program	Project Type	Project Description	Fiscal Year Expenditures	Total Expenditures
Franklin					
100888 / 101000	State Projects	ENG	US 98 BUDE & LINCOLN CL HOMMOCHITTO RIVER	58,225.55	58,225.55
106298 / 101000	Surface Transportation Progr	ENG	Bank stabilization @ SR 33 Hommochitto River Bridge on the Wilkinson/Franklin Co	28,853.13	866,548.62
106298 / 201000	Surface Transportation Progr	ROW	Bank stabilization @ SR 33 Hommochitto River Bridge on the Wilkinson/Franklin Co	93,520.30	126,499.47
106298 / 301000	Surface Transportation Progr	CON	Bank stabilization @ SR 33 Hommochitto River Bridge on the Wilkinson/Franklin CL	18,637.62	18,637.62
106298 / 302000	Bridge	CON	Bridge Lengthening @ SR 33 Hommochitto River Bridge on the Wilkinson/Franklin C	815,052.91	5,779,248.86
107019 / 306100	Bridge	CON	Bridge Joint Repair District 7	146,370.46	146,370.46
107497 / 101000	State Projects	ENG	Preventative Maintenance - D7	9,442.14	9,442.14
107497 / 301000	Bridge	CON	Preventative Maintenance - D7 [Bridge #s 34.2B, 40.4A, 42.9A, 42.9B, 43.3A, 43.3B	46.44	46.44
107542 / 101000	State Projects	ENG	US 84 between Roxie & Meadville [EB Lane]	964.36	964.36
County Total				1,171,112.91	
George					
102488 / 102000	State Projects	ENG	SR 198 REPL BRIDGES OVER ROCKY CREEK BRIDGE # 212.5	12,553.37	365,176.27
102488 / 202000	Bridge	ROW	SR 198 REPL BRIDGES OVER ROCKY CREEK BRIDGE # 212.5	19,210.77	228,898.15
102488 / 302000	State Projects	CON	SR 198 over Rocky Creek [Bridge #212.5]	1,652,174.70	3,000,766.75
103062 / 101000	Surface Transportation Progr	ENG	SR26 FROM SR63 TO SR 198 IN LUCEDALE	4,925.42	306,109.30
106223 / 101000	Safety	ENG	US 98 at MS 198/Rocky Creek Road, US 98 at Beaver Dam Road Traffic Signalizati	18,829.33	67,052.40
106223 / 101100	Safety	ENG	US 98 at MS 198/Rocky Creek Road, US 98 at Beaver Dam Road 2 Traffic Signaliz	-18,829.33	152,433.33
106768 / 307000	Safety	CON	GT-063 Upgrade Railroad Crossings - N. Ward Pineview near Lucedale DOT# 8549	1,914.97	200,578.95
106798 / 304000	Safety	CON	Upgrade Railroads-North Ward Pineview near Lucedale - MSE RR - DOT# 854 964L	509.38	210,019.81
107251 / 101000	Safety	ENG	MS 613 Systemic Curves Project	4,578.92	4,578.92
County Total				1,695,867.53	
Greene					
104484 / 101000	Bridge	ENG	SR 42 [Bridge #s 88.1, #90.0 & #90.1]	1,174.57	385,768.64
104484 / 302000	Vision 21	CON	SR 42 [Bridge #s 88.1, 90.0 & 90.1]	4,696,813.91	7,766,187.98
106793 / 101000	State Projects	ENG	SR 42 Chickasawhay River [Bridge #107.9]	143,262.78	350,020.40
County Total				4,841,251.26	
Grenada					
100300 / 301000	Surface Transportation Progr	CON	US 51 NORTH OF YALOBUSHA RIVER TO I-55 [I-12]	2,443.83	18,311,905.95
102250 / 101000	Urban	ENG	US 51 FROM END OF 5 LANE NORTH TO YALOBUSHA RIVER INCLUDES BRIDG	125.82	599,845.41

MS DEPARTMENT OF TRANSPORTATION
Construction Proj Expenditures by County
For Fiscal Year: 2017

Project #	Program	Project Type	Project Description	Fiscal Year Expenditures	Total Expenditures
Grenada					
102250 / 201000	Urban	ROW	US 51 FROM END OF 5 LANE NORTH TO YALOBUSHA RIVERINCLUDES BRIDGE	60,100.14	9,629,294.50
105807 / 101000	Vision 21	ENG	US 51 Bridge Replacement [BRIDGE # 205.4]	36,977.78	379,375.08
105807 / 101100	State Projects	ENG	US 51 Bridge Replacement at Bridge # 203.1 Batupan Bogue Trib and Bridge #205.4	-13,849.67	124,993.20
105807 / 201000	Vision 21	ROW	US 51 Bridge Replacement Bridge # 205.4	134,416.94	134,416.94
106899 / 799000	State Projects	ENG	Holmes Community College - Grenada Campus - construct a one-half mile concrete	2,627.84	4,507.17
106968 / 102000	State Projects	ENG	SR 8 Bridge Replacement over Butputter Creek [Bridge #89.8]	50,787.82	90,444.71
106969 / 102000	State Projects	ENG	SR 7 over Riverdale Creek/Grenada RR [Bridge # 76.3]	60,778.84	125,912.93
107070 / 101000	Pavement Rehabilitation	ENG	I-55 FROM 0.5 MI SO OF SR 8 TO YALOBUSHA CL - PE	2,603.40	2,603.40
County Total				337,012.74	
Hancock					
101210 / 1000	Gaming	ENG	SR 43/603 KILN BYPASS FROM END OF FOUR LANE TO NORTH OF KILN	218,035.44	4,607,845.78
105348 / 301000	Safety	CON	CSX Gates/Lights Ballentine St 340 083D	2,252.89	182,663.33
105348 / 302000	Safety	CON	Upgrade to standard flashing lights with gates with CWT; currently protected with car	78,348.25	123,984.36
105425 / 301000	Vision 21	CON	SR 607 FROM NASA TO I-59 Hancock County	90,620.94	11,317,487.43
105494 / 101000	Other	ENG	Port Bienville Feasibility and Env Study Funds transferred from FHWA to FRA. Dem	1,053,934.63	2,364,942.08
106247 / 101000	State Projects	ENG	US 90 @ Bouslog Street	23.31	77,794.08
106429 / 701000	Urban	CON	City of Bay St. Louis - Old Spanish Trail sidewalk and lighting project from the City Li	422,917.82	521,494.38
106429 / 799000	State Projects	CON	City of Bay St. Louis - Old Spanish Trail sidewalk and lighting project from the City Li	10,689.05	15,021.52
106464 / 309000	Safety	CON	RR Upgrade: Flashers and Gates DOT # 340 077A S Touime Route in Bay St. Louis	4,568.86	265,049.15
106464 / 313000	Safety	CON	RR Upgrade: Flashers and Gates DOT # 340 080H Sycamore Route in Bay St. Louis	4,677.23	97,859.49
106620 / 701000	Surface Transportation Progr	CON	Hancock County BOS - Extension of the Beach Blvd Scenic Byway biking and pedes	7,148.85	7,148.85
106620 / 799000	State Projects	CON	Hancock County BOS - Extension of the Beach Blvd Scenic Byway biking and pedes	1,992.43	12,004.29
106663 / 101000	Surface Transportation Progr	ENG	US 90 Pearl River 16247 LAMS	36,227.80	144,182.35
106743 / 701000	Urban	CON	Hancock County Board of Supervisors- MPO Safety Projects Various Routes in Hanc	389,016.08	389,016.08
106743 / 701100	Urban	CON	Hancock County Board of Supervisors- MPO Safety Projects Various Routes in Hanc	84,761.90	84,761.90
106743 / 799000	State Projects	CON	Gulf Regional Planning Commission- MPO Safety Projects Various Routes in Hanco	979.26	1,600.73
106768 / 303000	Safety	CON	GT-060 Upgrade Railroad Crossings - Lower Bay Rd - DOT # 911 747T - near Wave	52.84	21,589.61
106768 / 304000	Safety	CON	GT-061 Upgrade Railroad Crossings-Lower Bay Rd - DOT # 911 748A - near Wavel	105.67	21,642.44
106776 / 301000	Safety	CON	I-10 from Louisiana SL to MS 43/603	1,630.40	11,006,089.70
106939 / 799000	State Projects	CON	Bay St. Louis - Infrastructure improvements in the vicinity of North Bay Elementary St	2,931.37	5,734.12
106947 / 101000	State Projects	ENG	I-10 from Diamondhead to Harrison CL	156,964.23	310,455.75
107096 / 301000	Surface Transportation Progr	CON	SR 603 from SR 43, North 7.9 miles to Dummyline Rd	4,021.20	2,702,106.08

For Fiscal Year: 2017

Project #	Program	Project Type	Project Description	Fiscal Year Expenditures	Total Expenditures
*****	Hancock	*****			
107127 / 101000	Safety	ENG	US 90 Traffic Signal Upgrades	246,436.59	246,704.79
107130 / 711000	Urban	ENG	City of Diamondhead - Traffic Circulation Study	6,438.79	48,562.58
107183 / 799000	State Projects		City of Waveland - Waveland Ave Sidewalk	2,030.05	6,896.35
107369 / 799000	State Projects		City of Diamondhead - Sidewalks Improvements along Golf Club Drive from Ahui Str	2,375.61	2,375.61
107407 / 101000	State Projects	ENG	SR 43 @ Bayou Lacroix [Bridge #s 3.3 & 3.3A]	39,699.72	39,699.72
107407 / 301000	Bridge	CON	SR 43 @ Bayou Lacroix [Bridge #s 3.3 & 3.3A]	4,098.46	4,098.46
107476 / 799000	State Projects		City of Diamondhead - Golf Club Drive Roundabout - Construction of a roundabout a	1,186.41	1,186.41
107477 / 799000	State Projects		City of Diamondhead - I-10 Interchange Highway Lighting - lighting the Interstate Intc	1,039.29	1,039.29
107509 / 101000	National Highway System(NH	ENG	I-10/Diamond Head Interchange Reconstruction	44,600.31	44,600.31
107516 / 799000	State Projects		City of Waveland - Pedestrian Improvement project along Nicholson Avenue	117.41	117.41
107585 / 799000	State Projects		City of Diamondhead - Golf Club Drive Sidewalks from Country Club to Kapalama Dr	181.12	181.12
County Total				2,920,104.21	
*****	Harrison	*****			
101204 / 301000	National Highway System(NH	CON	I-10 FROM I-110 TO JACKSON COUNTY LINE	321.57	266,216.08
101212 / 101000	Gaming	ENG	SR 601 BETWEEN US 90 AT THE PORT OF GULFPORT AND I-10 AT CANAL ROF	47,208.98	3,922,053.85
101212 / 102000	Gaming	ENG	SR 601 BT US 90 AT THE PORT OF GULFPORT AND I-10 [EARMARK MS087]	5,276.93	7,882,108.12
101212 / 201000	Vision 21	ROW	SR 601 FROM 33RD STREET TO 600 FEET SOUTH OF THE SEABOARD RR [H.E	528,153.58	22,230,795.74
101212 / 202000	Vision 21	ROW	SR 601 FROM 600 FEET SOUTH OF THE SEABOARD RR TO 2000 FEET NORTH	824,169.54	71,134,981.58
101212 / 203000	Vision 21	ROW	SR 601 FROM THE PORT OF GULFPORT [SOUTH OF US 90] TO 33RD STREET	2,492.50	39,915,908.81
101212 / 204000	Vision 21	ROW	SR 601 / Canal Road Wetland Mitigation	6,634,201.47	16,664,171.90
102111 / 1000	National Highway System(NH	ENG	US 49 FROM ONEAL ROAD TO LITTLE BILOXI RIVER	382,982.80	2,476,674.85
102111 / 101300	Vision 21	ENG	US 49 from O'Neal Road to North of School Road to include the bridge over Flat Bra	75,975.12	75,975.12
102111 / 201000	National Highway System(NH	ROW	US 49 FROM ONEAL ROAD TO NORTH OF SCHOOL ROAD	80,207.15	24,094,937.96
102111 / 202000	Bridge	ROW	US 49 REPLACE BRIDGE OVER LITTLE BILOXI RIVER	53.46	1,289,725.41
102111 / 302000	Vision 21	CON	US 49 REPLACE BRIDGES OVER LITTLE BILOXI RIVER [11.1 A&B]	7,496.83	7,625,352.59
104143 / 799000	State Projects		SHIP ISLAND FERRY BOAR TERMINAL/GULFPORT	1,163.46	1,163.46
104384 / 812000	Special Projects(Demo)	ENG	City of Biloxi - P.E. for Poppys Ferry Road in Biloxi	29,418.80	1,821,221.19
104866 / 799000	State Projects		Dedeaux Rd. From Three Rivers Rd. to SR 605. Gulfport MS	12,691.51	42,668.10
104866 / 811000	Special Projects(Demo)	ENG	City of Gulfport - Dedeaux Rd from Three Rivers Rd to SR 605	6,236.32	1,320,811.37
104866 / 820000	Special Projects(Demo)	ROW	Dedeaux Rd - Right of Way	441,004.00	441,004.00
105169 / 701000	Urban	CON	City of Gulfport - Widening of Three Rivers Road and Creosote Road adding lanes, i	58,336.10	3,360,430.19
105169 / 799000	State Projects		City of Gulfport - Widening of Three Rivers Road and Creosote Road adding lanes, i	3,039.64	14,620.93

MS DEPARTMENT OF TRANSPORTATION
Construction Proj Expenditures by County

For Fiscal Year: 2017

Project #	Program	Project Type	Project Description	Fiscal Year Expenditures	Total Expenditures
*****	Harrison	*****			
105231 / 701000	Urban	CON	City of Biloxi - Widen Poppas Ferry Rd. from Cedar Lake to Gay and Lamey Intersect	2,820,734.67	5,837,863.70
105231 / 799000	State Projects		City of Biloxi - Widen Poppas Ferry Rd. from Cedar Lake to Gay and Lamey Intersect	7,998.96	15,401.25
105281 / 1000	Vision 21	ENG	I-10 AT I-110 NEW INTERCHANGE WITH CONNECTORS IN D'IBERVILLE	3,591.28	2,313,843.10
105281 / 101000	Vision 21	ENG	I-10 AT I-110 NEW INTERCHANGE WITH CONNECTORS IN D'IBERVILLE	862.09	796,850.18
105281 / 201000	Vision 21	ROW	I-10 AT I-110 INTERCHANGE W/CONNECTORS	1,144,553.45	41,572,894.23
105281 / 201001	Vision 21	ROW	I-10 AT I-110 INTERCHANGE W/CONNECTORS [STIP 10-13 Amendment #17]	2,264.38	75,675.69
105281 / 203000	Vision 21	ROW	SR 67 AT THE SANGANI BOULEVARD	86,625.09	14,925,559.24
105281 / 301000	Vision 21	CON	I-10 - CD Roads, Leg Ramps, Loop Ramps and the Dlberville Rd Interchange	172,721.66	32,879,788.07
105281 / 302000	Vision 21	CON	I-110 At Poppas Ferry Rd and Boney Ave	251,217.68	13,948,627.40
105293 / 201000	Safety	ROW	SR 53 AT CANAL ROAD & COUNTY FARM ROADS	2,020.61	646,380.01
105293 / 301000	Safety	CON	SR 53 @ Canal Road & County Farm Road	484.57	2,344,860.53
105418 / 701000	Urban	CON	City of Gulfport - Reconstruction and Widening of 28th Street. 34th Avenue to 22nd.	745,101.31	2,213,623.37
105418 / 702000	Urban	CON	City of Gulfport - 28 th St. RailRoad Crossing Signal Project DOT No. 305-167G	1,467.15	147,955.76
105418 / 703000	Urban	CON	City of Gulfport - 28 th St. RailRoad Surface Estimate Dot # 305-167G	32,463.17	201,463.37
105418 / 799000	State Projects		City of Gulfport - Reconstruction and Widening of 28th Street. 34th Avenue to 22nd.	6,104.88	19,441.03
105864 / 401000	Special Projects(Demo)	CON	City of Long Beach - Construct sidewalks along the north side of Commission Road	1,697.36	294,365.08
105864 / 799000	State Projects		City of Long Beach - Construct sidewalks along the north side of Commission Road	513.46	727.89
106178 / 301000	Pavement Rehabilitation	CON	I-10 from Shorecrest Road to Galleria Parkway	10,896,390.46	10,913,492.65
106216 / 701000	Urban	CON	City of Gulfport - Seaway Road- From Three Rivers Road East Approximately One m	71,436.48	2,621,779.66
106216 / 702000	Urban	CON	City of Gulfport - Seaway Road DOT# 305 185E	130,266.29	144,691.77
106216 / 703000	Urban	CON	City of Gulfport - Seaway Road	1,072.99	203,238.98
106253 / 811000	Special Projects(Demo)	ENG	City of Biloxi - Popp's Ferry Rd Extension from Pass Road to Hwy 90	82,103.41	405,735.74
106464 / 308000	Safety	CON	RR Upgrade: Flashers and Gates DOT # 340 198X Querens Route in Biloxi CSX R	6,289.28	206,219.26
106495 / 302000	Surface Transportation Progr	CON	Sign Truss Replacement	1,730,316.24	3,005,158.61
106636 / 101000	State Projects	ENG	MS 15 @ Lamey Bridge Road	448.00	278,358.16
106636 / 102000	State Projects	ENG	MS 15 @ Lamey Bridge Road	6,832.03	139,898.41
106636 / 201000	State Projects	ROW	MS 15 @ Lamey Bridge Road	18,094.52	336,548.78
106636 / 201500	State Projects	ROW	MS 15 @ Lamey Bridge Road	570,551.68	728,780.81
106636 / 301000	State Projects	CON	MS 15 @ Lamey Bridge Road	979,262.67	979,262.67
106640 / 701000	Surface Transportation Progr	CON	City of Biloxi - C.T. Switzer Pedestrian and Public Transit Improvements - construct	231,445.95	299,166.53
106640 / 711000	Surface Transportation Progr	ENG	City of Biloxi - CSX/STV to provide RR engineering services, including administrat	3,644.16	5,249.26
106640 / 799000	State Projects		City of Biloxi - Construct pedestrian and public transit access improvements along C	4,586.68	6,830.62
106667 / 701000	Surface Transportation Progr	CON	Harrison County BOS - Gateway Improvements - Installation of lighting, construction	41,179.70	499,292.20

For Fiscal Year: 2017

Project #	Program	Project Type	Project Description	Fiscal Year Expenditures	Total Expenditures
*****	Harrison	*****			
106742 / 701000	Urban	CON	Harrison County Board of Supervisors- MPO Safety Projects Various Routes in Harri	615,580.50	774,613.73
106742 / 799000	State Projects		Gulf Regional Planning Commission- MPO Safety Project Various Routes in Harrison	1,537.90	3,223.16
106832 / 799000	State Projects		City of Biloxi - Reynoir & Jackson Street sidewalk improvements	6,004.87	8,469.50
106903 / 711000	Urban	ENG	City of Gulfport - P.E. for Courthouse Road - modify the signals to accommodate sid	1,920.21	1,920.21
106903 / 799000	State Projects		City of Gulfport - Courthouse Road from Pass Road to US 90	5,513.74	16,099.62
106904 / 701000	Urban	CON	City of Gulfport - Pass Road Traffic Control System Improvements at 16 intersection	423,952.45	423,952.45
106904 / 799000	State Projects		City of Gulfport - Pass Road Traffic Control System Improvements at 16 intersection	545.50	3,515.61
106947 / 102000	State Projects	ENG	I-10 from Hancock CL to Wolf River	179,438.13	316,242.62
106956 / 102000	State Projects	ENG	Develop Complex Bridge Inspection Procedures for Bridge #3.5 on SR 605	892.69	87,510.39
107001 / 101000	State Projects	ENG	SR 605 over Industrial Waterway Bridge	7,695.86	19,045.90
107068 / 711000	Surface Transportation Progr	ENG	Long Beach - Pineville Road Feasibility Study	460.54	4,298.44
107097 / 301000	Surface Transportation Progr	CON	US 49 from 28th Street to Creosote Rd	2,871,986.55	2,878,410.45
107133 / 799000	State Projects		University of Southern Mississippi - Gulf Park - Bear Bayou Scenic Overlook - design	1,166.90	1,467.73
107192 / 101000	State Projects	ENG	Highway 90 Pedestrian Crossing in Biloxi	192,538.63	197,624.57
107221 / 799000	State Projects		City of Gulfport - Landon Rd. Improvements from Hwy. 49 to 34th St.	4,333.45	4,333.45
107222 / 799000	State Projects		City of Gulfport - 4-Lane Airport Rd. and Install Roundabout at Washington Ave.	2,572.95	2,572.95
107225 / 301000	Bridge	CON	I-10 over Tchoutacabouffa & Biloxi Rivers [Bridge #s 45.0A, 45.0B, 40.7A & 40.7B]	1,916,683.30	1,916,683.30
107253 / 306100	Safety	CON	SR 67 at Traditions Parkway	78,816.87	78,816.87
107321 / 101000	Bridge	ENG	I-110 Inspection of Bascule Bridge	255,692.81	255,832.56
107389 / 101000	Bridge	ENG	Green Infrastructure Techniques for Coastal Highway Resilience (University of South	392.56	392.56
107389 / 102000	Bridge	ENG	Green Infrastructure Techniques for Coastal Highway Resilience (MDOT FORCES)	11,356.43	11,356.43
107390 / 101000	Bridge	ENG	SR 15 over the Tchoutacabouffa River - Bridge #'s 4.6A & 4.6B - Stability Analysis of	92,497.90	92,497.90
107405 / 101000	Bridge	ENG	SR 15 @ Tchoutacabouffa River [Bridge #s 4.6A & 4.6B]	10,816.85	10,816.85
107481 / 799000	State Projects		City of Long Beach - Pineville Road Improvements - construction of sidewalks along	9,600.17	9,600.17
107505 / 101000	Bridge	ENG	SR 605 over Industrial Waterway Bridge Rehabilitation [Bridge # 3.5]	10,520.59	10,520.59
County Total				35,897,230.42	
*****	Hinds	*****			
100585 / 1000	State Projects	ENG	SR 473 REPLACE BRIDGE AT VAUGHN CREEK	377.35	153,568.79
100585 / 101000	Bridge	ENG	SR 473 AT VAUGHN CREEK (2.7)	3,982.98	346,009.82
100585 / 201000	State Projects	ROW	SR 473 AT VAUGHN CREEK (2.7)	4,676.33	271,673.36
100585 / 301000	Vision 21	CON	SR 473 @ Vaughn Creek [Bridge # 2.7]	1,922,967.22	1,923,012.82
101610 / 1000	Surface Transportation Progr	ROW	I-20 AT CLINTON-RAYMOND RD	-122,062.50	178,639.87

MS DEPARTMENT OF TRANSPORTATION
Construction Proj Expenditures by County

For Fiscal Year: 2017

Project #	Program	Project Type	Project Description	Fiscal Year Expenditures	Total Expenditures
*****	Hinds	*****			
102291 / 301000	National Highway System(NH	CON	I-20 FM BIG BLACK RIVER, EASTWARD 6.3 MI	7,502.04	23,187,791.08
102469 / 101000	Vision 21	ENG	SR 18 BT COPIAH CL AND SR 27 (25.1)	25,649.04	598,234.50
102469 / 201000	State Projects	ROW	SR 18 BT COPIAH CL AND SR 27 (25.1)	144,939.76	243,980.54
103924 / 102000	Special Projects(Demo)	ENG	TRAFFIC CALMING IN JACKSON	7,266.59	36,474.10
103924 / 105000	Special Projects(Demo)	ENG	TRAFFIC CALMING IN JACKSON	23,992.46	23,992.46
103924 / 304000	Special Projects(Demo)	CON	TRAFFIC CALMING IN JACKSON	203.55	203.55
104102 / 801000	Special Projects(Demo)	CON	City of Clinton - Widen Pinehaven Drive from 2 Lane to 5 Lane from Northside Drive	15,999.00	6,641,501.54
104587 / 801000	Special Projects(Demo)	CON	CITY OF JACKSON - LYNCH ST. IMPROVEMENTS - WIGGINS ST. TO US HWY 8	79,823.46	1,089,225.09
104587 / 811000	Special Projects(Demo)	ENG	CITY OF JACKSON - LYNCH STR. IMPROVEMENTS - WIGGINS ST. TO US HIGH	339.31	775,247.44
104860 / 801000	Special Projects(Demo)	CON	City of Jackson - Farish Street Historic District Jackson, new street, Jessie Mosley C	39,401.64	500,179.86
105014 / 799000	State Projects		West County Line Rd Improvement, Phase 1	11,341.24	30,720.44
105014 / 812000	Special Projects(Demo)	ENG	West County Line Rd Improvement,Phase 1C - P.E.	-3,904.12	85,077.76
105022 / 101000	Bridge	ENG	I-20 EB AT BRIDGE OVER RAILROAD, REPLACE BRIDGE (31.5)	31,430.51	931,814.53
105022 / 301000	Vision 21	CON	I-20 EB @ Bridge Over Railroad [Bridge # 31.5]	4,418,535.32	12,809,910.46
105174 / 402000	Safety	CON	Mississippi Department of Health, Injury/Violence Prevention Branch - Conduct Pres	38,726.74	606,760.74
105249 / 176000	State Projects	ENG	Signal Retiming for MS 25 (Lakeland Dr.) from I-55 to the Rankin Co. Line	29,262.18	29,262.18
105325 / 801000	Special Projects(Demo)	CON	CITY OF JACKSON - FORTIFICATION STREET REHABILITATION FROM BAILEY	1,298.25	7,320,836.40
105445 / 101000	State Projects	ENG	I-20/I-55/I-220 Sign Truss Replacements	188.90	188.90
105560 / 701000	Surface Transportation Progr	CON	Hinds County Board of Supervisors - Byram Swinging River Bridge.	109,430.84	416,090.41
105562 / 701000	Urban	CON	City of Clinton - Hampstead Blvd. from approximately 0.5 miles south of Hwy 80 to 0	110,190.43	2,725,584.58
105858 / 101000	Vision 21	ENG	I-20/55 STUDY FROM I-220 TO STACK 3 - TO INCLUDE I-20/55 INTERCHANGE A	347.93	193,653.91
105858 / 102000	Vision 21	ENG	I-20 Replace Bridge #s 44.9B	617,223.32	1,088,365.87
106023 / 101000	Interstate	ENG	I-55 From Copiah CL To McDowell Road	-249,250.93	2,642,129.92
106023 / 102000	Interstate	ENG	I-55 from Terry to Byram	1,247.33	1,729,161.38
106023 / 108100	State Projects	ENG	I-55 from Byram to McDowell Road - Reconstruction - Phase I	4,556.95	550,713.05
106023 / 109000	Interstate	ENG	I-55 from Byram to McDowell Road - Reconstruction - Phase II	8,242.67	1,087,260.36
106023 / 301000	National Highway System(NH	CON	I-55 From Byram To McDowell Road	5,148.02	68,858,854.12
106023 / 304000	National Highway System(NH	CON	I-55 from Byram to McDowell Road - Reconstruction - [Interim Project] - Hinds Coun	3,241.38	2,271,614.45
106023 / 308000	Interstate	CON	I-55 from Byram to McDowell Road - Reconstruction - Phase 1	81,915.97	20,619,054.93
106023 / 309000	Interstate	CON	I-55 from Byram to McDowell Road - Reconstruction - Phase II	43,316,148.87	47,728,719.33
106058 / 801000	Special Projects(Demo)	CON	City of Jackson - Convert Capitol Street from one-way eastbound to two-way traffic; 1	150,866.91	3,137,778.36
106113 / 101000	State Projects	ENG	SR 27 Bridge Replacements [Bridge #s 93.1 & 114.7]	143,259.13	364,058.97
106127 / 101000	National Highway System(NH	ENG	I-20 Widening from Natchez Trace Parkway to SR 18.	7,104.45	1,531,508.25

MS DEPARTMENT OF TRANSPORTATION
Construction Proj Expenditures by County

For Fiscal Year: 2017

Project #	Program	Project Type	Project Description	Fiscal Year Expenditures	Total Expenditures
*****	Hinds	*****			
106186 / 301000	Pavement Rehabilitation	CON	I-220 from US 49 to Madison CL	18,575.63	6,140,263.85
106330 / 102000	State Projects	ENG	UMMC improvements on Lakeland, N. State & Woodrow Wilson.	3,150.95	4,238.35
106388 / 301000	Pavement Rehabilitation	CON	I-20 from SR 18 to I-55 Split	7,198,234.13	8,098,418.67
106388 / 302000	Pavement Rehabilitation	CON	I-55 from I-20 Split to Rankin CL	2,272,927.08	2,401,356.00
106389 / 101000	State Projects	ENG	I-55 FM RANKIN CL TO MADISON CL - PE	8,503.97	10,646.61
106464 / 306000	Safety	CON	299 812J is a railroad crossing located on Jones Loop Rd outside of Terry, MS in Hir	730.00	116,381.17
106494 / 301000	Special Projects(Demo)	CON	Bridge on Woodrow Wilson over Mill Street in the City of Jackson - Bridge Rehab.	94.45	3,697,282.90
106514 / 402000	Safety	CON	Bike Walk Mississippi - Low-Income Empowerment Initiative for increased pedestrial	9,157.00	50,000.00
106533 / 201000	Bridge	ROW	I-55 @ Riverside Drive Bridge #s 96.7A&B ((For Utility Relocation))	6,022.85	11,868.48
106596 / 701000	Urban	CON	Hinds County Board of Supervisors- Byram Swinging Bridge Parking Lot Improve	27.90	117,152.45
106613 / 301000	Interstate	CON	I-55 NB Exit Ramp to Atkins-Beasley	1,412.93	257,679.12
106637 / 799000	State Projects	CON	Tougaloo College Street Improvements Project	482.43	1,093.42
106651 / 301000	Interstate	CON	I-20 from Natchez Trace to SR 18	119,866.57	13,315,939.46
106799 / 701000	Urban	CON	Hinds County BOS-County Wide Resurfacing Project	524,699.78	852,353.36
106799 / 799000	State Projects	CON	Hinds County BOS-County Wide Resurfacing	495.40	5,130.93
106823 / 701000	Urban	CON	City of Byram - Siwell Road Resurfacing from North of Davis Rd to Byram City Limits	27,731.60	266,409.07
106823 / 799000	State Projects	CON	City of Byram - Siwell Road Resurfacing from North of Davis Rd to Byram City Limits	517.77	4,766.85
106831 / 701000	Urban	CON	Town of Terry - overlay Utica Street from Cunningham Ave. to Jones Loop Rd.	35.84	199,384.20
106870 / 302000	Safety	CON	Install an Roadway Weather Information System (RWIS) on I-55 SB to I-20 EB Flyov	-22,358.25	735,589.18
106918 / 303100	Bridge	CON	District 5 - Joint Repair	366.64	177,220.03
106991 / 102000	State Projects	ENG	I-20 bridge repairs over Valley Street	151,914.10	234,822.20
106991 / 302000	Bridge	CON	I-20 bridge repairs over Valley Street Deck Repair	322,243.59	322,243.59
106995 / 799000	State Projects	CON	City of Jackson - Resurfacing Terry Rd. from Cooper Rd. to Stokes Robertson Rd.	530.68	530.68
107018 / 302000	Emergency Relief	CON	US 80 Eastbound Ramp to I-220 North and I-20 WB ramp onto I-220 N. Earth work	28,496.85	400,503.88
107072 / 101000	Pavement Rehabilitation	ENG	I-220 FROM I-20 TO US 49	28,813.63	33,245.60
107072 / 301000	Pavement Rehabilitation	CON	I-220 from I-20 to US 49	7,094.23	7,094.23
107138 / 307000	Surface Transportation Progr	CON	I-20 Pearl River [Bridge #s 46.4A & 46.4B]	197.55	197.55
107139 / 301000	State Projects	CON	I-55 Laurel Street, abandoned RR (Bridge #s 96.3A & 96.3B)	1,680,180.45	1,680,180.45
107143 / 799000	State Projects	CON	Hinds Community College - Pedestrian and Sidewalk Improvements along Hinds Bo	1,490.99	1,672.85
107152 / 799000	State Projects	CON	Town of Edwards - Interchange Beautification Project to include welcome signs, land	445.64	2,555.39
107187 / 301000	Pavement Rehabilitation	CON	US 80 from Terry Rd to Rankin CL	716,827.36	716,827.36
107187 / 303000	Pavement Rehabilitation	CON	US 51 from RR to Town Creek	77,085.73	77,085.73
107200 / 799000	State Projects	CON	Greening the Gateways	75,757.10	177,762.87

MS DEPARTMENT OF TRANSPORTATION
Construction Proj Expenditures by County

For Fiscal Year: 2017

Project #	Program	Project Type	Project Description	Fiscal Year Expenditures	Total Expenditures
*****	Hinds	*****			
107200 / 802001	State Projects	ROW	West County Line Road - Corridor Improvements	81,345.90	81,345.90
107200 / 811000	Special Projects(Demo)	ENG	Tiger Grant - P.E. - Design North State Street - Corridor Improvements From Sheppe	642,330.87	669,108.71
107206 / 101000	State Projects	ENG	MDOT Capitol Complex to conduct asbestos	23,148.05	25,177.01
107241 / 101000	State Projects	ENG	I-20 at Norrell Road Interchange Improvements and Frontage Road Widening	1,299,544.41	1,555,196.84
107241 / 202000	State Projects	ROW	I-20 at Norrell Road Interchange Improvements and Frontage Road Widening	1,184,924.02	1,184,924.02
107241 / 301000	State Projects	CON	I-20 Frontage Road overlay	1,487,142.53	1,487,154.50
107254 / 301000	National Highway System(NH)	CON	I-220 SB to I-20 EB ramp slide repair	77,015.74	1,073,315.41
107258 / 301000	National Highway System(NH)	CON	Slide Repair on I-20 E, I-220 Ramp to I-20 EB & I-220/I-20 Interchange in Jackson	5,817.73	5,817.73
107258 / 301100	National Highway System(NH)	CON	Slide Repair on I-220/I-20	1,419,223.91	1,419,223.91
107259 / 701000	Emergency Relief	CON	City of Jackson - Robinson Road - Bridge Repair (136) - approximately 1000 feet noi	351.17	351.17
107259 / 799000	State Projects	CON	City of Jackson - Robinson Road - Bridge Repair (136) - approximately 1000 feet noi	1,113.95	1,113.95
107313 / 711000	Urban	ENG	City of Jackson - Mill Street Project overlay from Capitol Street to Fortification Street	50,891.02	50,891.02
107313 / 799000	State Projects	CON	City of Jackson - Mill Street Project	424.03	424.03
107319 / 104000	State Projects	ENG	Prep of Cost/Benefit Analysis - I55 Hinds	18,886.75	18,886.75
107391 / 101000	State Projects	ENG	SR 27 [Bridge # 117.9]	120,793.27	120,793.27
107403 / 101000	State Projects	ENG	SR 27 @ Big Black River [Bridge # 117.9]	84,011.54	84,011.54
107403 / 301000	Bridge	CON	SR 27 @ Big Black River [Bridge # 117.9]	13,651.61	13,651.61
107404 / 101000	Bridge	ENG	SR 25 @ Pearl River [Bridge #s 1.7A & 1.7B]	78,904.67	78,904.67
107581 / 799000	State Projects	CON	City of Clinton - Magnolia Road - Mill and repair of Magnolia Road from Old Vicksbur	74.25	74.25
107582 / 799000	State Projects	CON	City of Clinton - Pinehaven Road Bridge Replacement	2,222.95	2,222.95
107583 / 799000	State Projects	CON	City of Clinton - Clinton Parkway - Mill and repair of Clinton Parkway from Highway 8	117.98	117.98
107597 / 101000	State Projects	ENG	Bridge Jacking Hinds County - Tank Road and Green Gable Road (Bridge #s 77.3 ar	19.28	19.28
County Total				70,845,318.12	
*****	Holmes	*****			
100372 / 1000	State Projects	ENG	US 49E RR OVERPASS AT BEE LAKE ROW&CONS 102127	38,467.92	2,471,180.55
100435 / 201000	Bridge	ROW	SR 17 BR # 45.9,47.3, 51.9, N OF LEXINGTON	389.25	627,470.92
100435 / 301000	Bridge	CON	SR 17 North of Lexington [Bridge #s 45.9, 47.3 & 51.9]	2,731,503.28	6,474,874.26
102127 / 301000	Surface Transportation Progr	CON	US 49E Railroad Overpass @ Bee Lake	10,424,162.34	12,100,511.48
102374 / 301000	Vision 21	CON	SR 14 West of SR 17 [Bridge #s 64.4, 64.6, 66.0 & 66.4] [NOTE: PE # IS 100418;	1,858,345.38	4,515,127.65
102374 / 302000	Vision 21	CON	SR 433 Replace Bridge # 45.8	113,770.24	501,079.76
103097 / 101000	Bridge	ENG	SR 12 BR NO. 60.9 AT FANNEGUSHA CREEK BTWN TCHULA AND LEXINGTON	8,141.63	960,002.93
103097 / 201000	State Projects	ROW	SR 12 BR NO. 60.9 AT FANNEGUSHA CREEK BTWN TCHULA AND LEXINGTON	74,137.29	643,757.09

MS DEPARTMENT OF TRANSPORTATION
Construction Proj Expenditures by County

For Fiscal Year: 2017

Project #	Program	Project Type	Project Description	Fiscal Year Expenditures	Total Expenditures
*****	Holmes	*****			
103097 / 301000	Vision 21	CON	SR 12 @ Fannegusha Creek between Tchula & Lexington [Bridge # 60.9]	5,832,820.23	5,832,820.23
105150 / 701000	Surface Transportation Progr	CON	City of Tchula - Construct Pedestrian & Bike facilities, including the trail, pedestrian t	22,061.14	112,538.41
106176 / 302000	Pavement Rehabilitation	CON	I-55 FM YAZOO CL TO BEGINNING OF CONCRETE NORTH OF SR 17 NORTHBC	13,202.92	1,828,551.53
106394 / 701000	Surface Transportation Progr	CON	Town of West - Casey Jones Museum - Construction of parking lot, sidewalk and ent	55,030.21	96,949.62
106394 / 799000	State Projects		Town of West Casey Jones Transportation Museum	177.28	2,242.72
106866 / 799000	State Projects		City of Durant - Depot Renovation of North Building of the historic Durant Depot loca	2,182.29	4,405.79
107012 / 101000	State Projects	ENG	SR 12 over Moccasin Creek[Bridge # 69.2]	95,010.84	108,580.04
	County Total			21,269,402.24	
*****	Humphreys	*****			
106449 / 801000	Special Projects(Demo)	CON	Town of Isola - Upgrade Streets by performing digouts, leveling and overlays on Nort	237,336.09	239,262.68
107058 / 301000	State Projects	CON	SR 12 from Humphreys CL east to US 49W @ Belzoni [305911]	3,084.06	2,221,832.49
107487 / 301000	State Projects	CON	SR 12 Sunflower River Bridge (#23.9)	29,098.86	29,098.86
	County Total			269,519.01	
*****	Issaquena	*****			
106110 / 102000	State Projects	ENG	SR 465 Bridge Replacement # 8.7	51,734.32	69,519.12
106446 / 101000	State Projects	ENG	SR 14 from the intersection of SR 1 to Sharkey CL	326,795.24	784,927.08
106446 / 201000	State Projects	ROW	SR 14 from the intersection of SR 1 to Sharkey CL	244,540.65	422,969.36
107138 / 303000	Surface Transportation Progr	CON	SR 465 Steel Bayou [Bridge # 6.3]	1,864,290.94	1,866,132.17
	County Total			2,487,361.15	
*****	Itawamba	*****			
100134 / 101000	Bridge	ENG	SR 178 BT CLAY & ALABAMA STATE LINE - General Obligation Bond Project	35,308.23	1,416,670.43
100134 / 102000	Bridge	ENG	SR 178 BT CLAY & ALABAMA STATE LINE	119,405.03	431,047.89
100134 / 201000	State Projects	ROW	SR 178 BT CLAY & ALABAMA STATE LINE BRIDGES # 117.1, # 115.7, # 113.5, #	2,744.33	704,047.73
100134 / 201500	Vision 21	ROW	SR 178 BT CLAY & ALABAMA STATE LINE BRIDGES # 117.1, # 115.7, # 113.5, #	342,847.87	775,138.33
100134 / 301000	Bridge	CON	SR 178 between Clay & Alabama SL [Bridge #s 117.1, 115.7, 113.5, 115.0, 119.3, 1-	4,026,815.91	4,026,815.91
107019 / 301000	Bridge	CON	Modular Joint Retrofit at US 78 over Tenn-Tom Waterway [Bridge #s 105.9A & 105.9	6,354.85	6,354.85
107092 / 301000	Surface Transportation Progr	CON	SR 23 from Monroe CL to beginning of 4-lane	34,735.54	621,051.54
107135 / 301000	Surface Transportation Progr	CON	SR 363 from Lee CL to SR 371 in Mantachie	2,200.21	668,297.73
107139 / 309000	State Projects	CON	SR 25 Bull Mountain Creek [Bridge # 147.1]	1,311,894.52	1,311,894.52

For Fiscal Year: 2017

Project #	Program	Project Type	Project Description	Fiscal Year Expenditures	Total Expenditures
*****	Itawamba	*****			
107139 / 310000	State Projects	CON	SR 178 Mantachie Canal [Bridge # 102.7]	879,643.47	1,042,496.56
107328 / 101000	Pavement Rehabilitation	ENG	I-22 from SR 25 S. (Fulton) to SR 25 N. (Belmont)	19,362.63	19,362.63
County Total				6,781,312.59	
*****	Jackson	*****			
100710 / 202000	Pavement Rehabilitation	ROW	SR 611 FROM US 90 TO END OF ROUTE - Review purchase of ROW	53,897.43	7,791,999.97
100710 / 301000	Vision 21	CON	SR 611 AND US 90 INTERCHANGE [MDA]	5,324.10	29,284,942.05
100710 / 302000	Vision 21	CON	SR 611 FROM US 90 INTERCHANGE TO END OF ROUTE [MDA]	1,562,728.54	17,814,505.53
100710 / 303000	Vision 21	CON	SR 611 & Hardee Rd Station No. 1+250 DOT No. 340 136A	1,349.37	180,520.44
100710 / 303001	Vision 21	CON	SR 611 & Hardee Rd Station No. 1+250 DOT No. 340 136A	8,313.77	42,747.12
100710 / 304000	Vision 21	CON	SR 611, South of Robert E. Lee Rd Station No. 1+925 DOT No. 340 130J	4,922.58	194,361.16
100710 / 304001	Vision 21	CON	SR 611, South of Robert E. Lee Rd Station No. 1+925 DOT No. 340 130J	2,129.89	25,784.86
100710 / 305001	Vision 21	CON	SR 611, South of Breckenridge Rd Station No. 2+450 DOT No. 340 134L	1,527.52	26,235.47
100710 / 306000	Vision 21	CON	SR 611 - Orchard Rd Station No. 5+100 DOT No. 340 124F	1,747.09	95,683.02
100710 / 306001	Vision 21	CON	SR 611 - Orchard Rd Station No. 5+100 DOT No. 340 124F	19,160.53	139,451.06
100710 / 308000	Vision 21	CON	SR 611 - LEE HENNING DOT #340 135T - Crossing Removal	6,779.77	47,926.66
100710 / 308001	Vision 21	CON	SR 611 - LEE HENNING DOT #340 135T	15,832.95	74,093.70
100774 / 1000	Bridge	ENG	SR 57 S of the George County Line / Red Creek, Replace Bridge #20.3 & Box Br 25.	80,957.37	657,514.01
100774 / 101000	Bridge	ENG	SR 57 REPLACE BR 20.3 AT RED CREEK	11,688.17	11,688.17
100774 / 201000	Vision 21	ROW	SR 57 replace bridge @ Red Creek [Bridge # 20.3]	137,559.97	137,559.97
101204 / 103000	National Highway System(NH-	ENG	I-10 from SR 609 to SR 57 - Final Design	3,197.78	500,076.70
101204 / 302000	National Highway System(NH-	CON	I-10 FROM HARRISON COUNTY LINE TO SR 609	150.00	14,336,794.86
101204 / 303000	National Highway System(NH-	CON	I-10 from SR 609 to SR 57	24,970,022.86	29,247,814.41
103060 / 101000	Vision 21	ENG	SR 57 FROM I-10 TO VANCLEAVE	846.45	4,403,492.15
103060 / 102000	Vision 21	ENG	SR 57 FROM I-10 TO VANCLEAVE	139,195.05	1,487,820.56
103060 / 201000	Vision 21	ROW	SR 57 FROM I-10 TO HUMPHREY ROAD [Earmark]	810,859.60	22,220,268.23
103060 / 202000	Vision 21	ROW	SR 57 FROM HUMPHREY ROAD TO VANCLEAVE {V-90}	22,757.20	15,152,303.56
103060 / 203000	Vision 21	ROW	SR 57 FROM I-10 TO VANCLEAVE - Relocation of Utilities	3,166,340.47	7,336,158.34
103103 / 101000	Pavement Rehabilitation	ENG	US 90 FM PASCAGOULA ST TO VERDON STSTP-FY00(001)	68,555.85	410,313.28
104474 / 101000	Bridge	ENG	SR 613 REPLACE BR. #13.6 OVER BLACK CREEK	155,490.36	433,188.94
104474 / 201000	Vision 21	ROW	SR 613 over Black Creek [Bridge # 13.6]	96,786.31	96,893.47
105069 / 799000	State Projects		City of Gautier - Widen and Improve Martin Bluff Road.	36,491.01	43,491.90
105069 / 811000	Special Projects(Demo)	ENG	Preliminary Engineering - Widen and Improve Martin Bluff Road. Gautier	30,459.95	432,555.92

MS DEPARTMENT OF TRANSPORTATION
Construction Proj Expenditures by County

For Fiscal Year: 2017

Project #	Program	Project Type	Project Description	Fiscal Year Expenditures	Total Expenditures
*****	Jackson	*****			
105069 / 812000	Special Projects(Demo)	ENG	Maps & Deeds & Surveying Services	2,529.25	63,349.07
105069 / 820000	Special Projects(Demo)	ROW	City of Gautier - Right of Way for widen and improve Martin Bluff Road	1,356,741.79	1,356,741.79
105415 / 701000	Urban	CON	Jackson County Board of Supervisors - Realigning Old Fort Bayou Rd. with Yellow J.	1,581,903.98	1,581,903.98
105415 / 799000	State Projects	CON	Jackson County Board of Supervisors - Realigning Old Fort Bayou Rd. with Yellow J.	9,530.74	19,982.94
105936 / 101000	Safety	ENG	Signals & Gates MS 57/Fountainbleau Rd on CSXT line. DOT 340 164D	3,986.60	41,124.45
105936 / 301000	Safety	CON	Signals & Gates & Pedestrian Surface and Swing Gate, MS 57/Fountainbleau Rd	89,129.83	388,655.40
106325 / 101000	National Highway System(NH)	ENG	US 90 from SR 609 to Dolphin Drive	567,166.92	2,496,763.03
106375 / 701000	Urban	CON	City of Ocean Spring - Government Street, improved sidewalks and pedestrian bridge	476,000.28	476,000.28
106375 / 799000	State Projects	CON	City of Ocean Spring - Government Street, improved sidewalks and pedestrian bridge	5,028.17	6,036.73
106378 / 701000	Surface Transportation Progr	CON	City of Gautier - Streetscape improvements - Installation of concrete sidewalks, light	43,186.68	381,894.10
106378 / 799000	State Projects	CON	City of Gautier Hwy 90, Dolphin Drive, William Payne Adams Blvd, Beasley Rd	2,845.70	8,719.26
106448 / 799000	State Projects	CON	City of Pascagoula - widen to include three lanes on Hospital Road from Old Mobile	12,657.85	27,526.57
106464 / 111000	Safety	ENG	RR Upgrade: Flashers and Gates DOT # 340 169M Thorn Route in Ocean Springs	8,223.24	19,248.13
106464 / 310000	Safety	CON	RR Upgrade: Flashers and Gates DOT # 340 160B Graveline Route in Gautier	96,674.85	164,012.74
106464 / 312000	Safety	CON	RR Upgrade: Flashers and Gates DOT# 340 173C Cox Route in Ocean Springs	129,383.69	197,033.23
106495 / 303000	Surface Transportation Progr	CON	Sign Truss Replacement	538,679.22	729,743.47
106627 / 301000	Safety	CON	MS 63 @ MS 614	9,139.29	1,263,814.92
106646 / 701100	Urban	CON	City of Moss Point-Main Street - Railroad	30,547.59	30,547.59
106646 / 799000	State Projects	CON	City of Moss Point-Main Street-Hwy 613 Sidewalk Extension	1,526.28	11,263.79
106702 / 401000	Safety	CON	City of Gautier-College Park Elementary School located on Ladhier-Sidewalk ramps,	113,277.12	113,277.12
106702 / 799000	State Projects	CON	City of Gautier-College Park Elementary School located on Ladhier-Sidewalk ramps,	882.65	5,051.76
106706 / 401000	Safety	CON	City of Pascagoula-Jackson Elementary School - removal of existing sidewalks, curt	94.45	94.45
106706 / 799000	State Projects	CON	City of Pascagoula-Jackson Elementary School	1,105.22	4,659.79
106726 / 701000	Urban	CON	Jackson County Board of Supervisors-Forts Lake Road	-50,214.06	1,100,027.81
106726 / 799000	State Projects	CON	Jackson County Board of Supervisors-Forts Lake Road	89.29	3,203.74
106744 / 701000	Urban	CON	Jackson County Board of Supervisors- MPO Safety Projects Various Routes in Jack	452,538.09	452,538.09
106744 / 799000	State Projects	CON	Gulf Regional Planning Commission- MPO Safety Projects Various Routes in Jacksc	1,456.75	2,659.72
106778 / 101000	Safety	ENG	US 90 from Pascagoula Str to Chevron Dr	145,689.55	256,275.98
106821 / 101000	Other	ENG	Beachview Dr. Improvements Study	-4,907.55	70,838.99
106834 / 711000	Surface Transportation Progr	ENG	City of Gautier - I-10/MS Highway 57 Study	5,805.73	63,367.33
106888 / 799000	State Projects	CON	Jackson County BOS - HWY 609 at Old Fort Bayou Road intersection improvements	2,695.66	2,695.66
106889 / 799000	State Projects	CON	Jackson County BOS - Old Spanish Trail Project from Ocean Springs Middle School	717.75	5,063.13
106890 / 799000	State Projects	CON	Jackson County BOS - Lemoyne Blvd at Brittany Avenue intersection improvements	3,426.98	7,844.12

MS DEPARTMENT OF TRANSPORTATION
Construction Proj Expenditures by County

For Fiscal Year: 2017

Project #	Program	Project Type	Project Description	Fiscal Year Expenditures	Total Expenditures
*****	Jackson	*****			
106896 / 799000	State Projects	ENG	City of Pascagoula-Sidewalk, striping, crosswalks, and signage improvements to Be...	2,540.51	7,343.60
106956 / 103000	State Projects	ENG	Develop Complex Bridge Inspection Procedures for Bridge #0.2 on SR 609	1,893.17	81,576.11
106964 / 301000	Surface Transportation Progr	CON	I-10 from Harrison/Jackson CL to Alabama SL	7,838,076.28	11,058,513.71
107074 / 101000	Pavement Rehabilitation	ENG	I-10 @ Alabama SL Rehab 0.204 miles of concrete pavement	36,886.31	36,977.98
107165 / 711000	Urban	ENG	Jackson County - US 90 Multi-use Path Study - US 90 from Washington Ave in Ocea	54,003.36	54,003.36
107165 / 799000	State Projects	ENG	Jackson County - US 90 Multi-use Path Study - US 90 from Washington Ave in Ocea	264.43	264.43
107191 / 711000	Urban	ENG	Jackson County BOS - Feasibility Study - Ocean Springs Road from US 90 to SR 5	66,722.63	66,722.63
107205 / 101000	State Projects	ENG	SR 609 over Old Fort Bayou bridge #0.2	29,621.85	29,621.85
107213 / 1000	State Projects	ENG	I-10 from SR 57 to the Alabama state line	39,002.69	78,876.95
107215 / 101000	Bridge	ENG	I-10 over East Pascagoula River Bridge [Bridge #s 65.4A & 65.4B]	82,067.97	82,067.97
107215 / 102000	Bridge	ENG	I-10 over East Pascagoula River Bridge for Phase A	142,807.51	160,920.36
107232 / 101000	State Projects	ENG	I-10 over Escatawpa River [Bridge # 75.5A]	5,362.29	11,968.78
107232 / 301000	State Projects	CON	I-10 over Escatawpa River [Bridge # 75.5A]	99,004.74	99,004.74
107251 / 102000	Safety	ENG	MS 613 Systemic Curves Project	1,278.23	1,278.23
107385 / 112000	Safety	ENG	Upgrade Railroad Crossings - Frank Snell near Hurley DOT# 854 935B [MSE RR]	110.02	110.02
107506 / 101000	Bridge	ENG	SR 609 over Old Fort Bayou Bridge Inspection [Bridge # 0.2/310060903000020]	3,939.83	3,939.83
107507 / 799000	State Projects	ENG	Jackson County BOS - Lemoyne Boulevard and McCann Drive Intersection Signaliz	711.53	711.53
107508 / 799000	State Projects	ENG	Jackson County BOS - Sidewalk improvements at St. Martin North Elementary Scho	157.45	157.45
107535 / 101000	Bridge	ENG	SR 63 over Escatawpa River [Bridge # 1.4]	643.29	643.29
County Total				45,457,705.61	
*****	Jasper	*****			
102492 / 302000	Bridge	CON	SR 513 REPL BRIDGES 19.0 AND 19.3 OVER	-3,752.27	7,381,403.29
102493 / 1000	Bridge	ENG	SR 528 REPLACE BRIDGE #21.1 OVER BOGUE HOMA CREEK	18,803.78	869,687.55
102493 / 301000	Vision 21	CON	SR 528 over Bogue Homa Creek [Bridge # 21.1]	815,027.39	3,059,121.79
106390 / 101000	State Projects	ENG	I-59 FROM 5.6 MILES NORTH OF SR 528 TO CLARKE CL	40,647.77	40,647.77
County Total				870,726.67	
*****	Jefferson	*****			
101067 / 3000	Phase II	ROW	US 61 FROM FAYETTE BY PASS TO CLAIBORNE-supplemental consultant expend	13,451.54	60,351.73
107036 / 101000	State Projects	ENG	SR 28 over Abandoned RR [Bridge #2.4] and over Boles Creek [Bridge #2.7]	6,685.49	13,309.13
107338 / 101000	State Projects	ENG	SR 28 slide repair 9 miles east of Fayette	64,738.04	85,258.29

MS DEPARTMENT OF TRANSPORTATION
Construction Proj Expenditures by County

Requester: MATWOOD
Report ID: DR000151

Page 24 of 54
12/28/2017 03:52:49 pm

For Fiscal Year: 2017

Project #	Program	Project Type	Project Description	Fiscal Year Expenditures	Total Expenditures
*****	Jefferson	*****			
107338 / 201000	Surface Transportation Progr:	ROW	SR 28 slide repair 9 miles east of Fayette	11,359.15	11,359.15
County Total					
*****	Jefferson_Davis	*****			
101172 / 1000	Phase II	ROW	US 84 FR LAWRENCE CL TO SR 13 IN PRENTISS PE&CONS 101173	-7,260.00	14,287,393.67
104970 / 201000	State Projects	ROW	EXTENSION OF THE LONGLEAF TRAIL	72.36	50,120.35
County Total					
*****	Jones	*****			
100712 / 201000	Interstate	ROW	I-59 BETWEEN 16TH AVE AND 4TH AVE IN LAUREL (CONSTRUCTION OF REPL	-121,965.00	4,466,759.89
102340 / 302000	Vision 21	CON	I 59 RECONSTRUCT BETWEEN 4 AVENUE AND CHANTILLY STREET [HELP]	6,397.80	14,806,780.63
102964 / 302000	Bridge	CON	US 11 from Industrial Park to 16th Avenue [Bridge # 101.9]	204.44	673,270.96
104349 / 1000	Special Projects(Demo)	ENG	Laurel Interchange Feasibility Study	10,718.79	336,596.03
106179 / 101000	Pavement Rehabilitation	ENG	I-59 FROM ROCKY CREEK TO 13TH AVE - PE	858.63	43,715.74
106179 / 301000	Pavement Rehabilitation	CON	I-59 from Rocky Creek to 13th Avenue	673,740.27	15,425,507.00
108523 / 301000	Surface Transportation Progr:	CON	SR 15 in Laurel @ Parker Drive - Traffic Signal	702.04	376,690.07
106639 / 799000	State Projects		City of Laurel-Gateway Beacon Street Corridor Improvements	848.54	14,443.94
106639 / 811000	Special Projects(Demo)	ENG	City of Laurel - Preliminary Engineering for Gateway Beacon Street Corridor Improve	14,843.71	179,931.13
106729 / 701000	Urban	CON	City of Laurel-Grandview Drive Improvements from West Drive to 19 Avenue	696.21	1,045,188.89
106729 / 799000	State Projects		City of Laurel-Grandview Drive Improvements from West Drive to 19 Avenue	2,791.93	12,555.74
106760 / 701000	Surface Transportation Progr:	CON	City of Laurel - Sidewalk, parking, landscaping, and pedestrian bridges at both Gardi	23,779.02	322,550.00
106760 / 702000	Surface Transportation Progr:	CON	City of Laurel - Gardiner, Mason, Daphne Park Improvements Phase 2 Steam Engin	7,161.80	7,161.80
106760 / 799000	State Projects		City of Laurel - Ped Bridges Replacement	1,242.04	9,765.04
106988 / 701000	Surface Transportation Progr:	CON	Jones County BOS - Constructing decorative steel fencing, brick columns, landscapi	257,033.37	257,033.37
106988 / 799000	State Projects		Jones County BOS - Landscaping improvements along Interstate 59 at South Centre	2,329.90	6,934.93
107003 / 301000	Safety	CON	MS 537 between Hoy Rd & Lake Como Rd	15,641.02	1,137,153.31
107131 / 701000	Surface Transportation Progr:	CON	Jones County Junior College - College Drive Pedestrian Corridor - Brick pavers, side	181,485.71	181,485.71
107131 / 799000	State Projects		Jones County Junior College - Pedestrian Plaza project will convert an area of Colle	1,863.78	6,074.70
107224 / 101000	Safety	ENG	Upgrade Railroad Crossings - Hwy 11 near Laurel DOT#904 517A NS RR	50.43	50.43
107277 / 301000	Emergency Relief	CON	I-59 NB @ Exit 93 [Converted 305819]	18,980.22	18,980.22
107277 / 302000	Emergency Relief	CON	I-59 SB @ Exit 104, SB on-ramp [Converted 305819]	289,349.94	289,349.94
107371 / 799000	State Projects		City of Laurel - 5th Avenue and Central Avenue Roundabout - realign and redesi	6,289.62	6,289.62

For Fiscal Year: 2017

Project #	Program	Project Type	Project Description	Fiscal Year Expenditures	Total Expenditures
*****	Jones	*****			
107442 / 799000	State Projects		Jones County Junior College - Dan Jones Memorial Drive Pedestrian Plaza North - c	3,399.64	3,399.64
County Total				1,398,443.85	
*****	Kemper	*****			
100573 / 1000	State Projects	ENG	SR 397 BT SR 16 & WINSTON CL	698,097.83	7,590,663.04
100573 / 101000	State Projects	ENG	SR 397 between SR 16 & Winston CL @ Ditch Creek (Bridge #s 13.4 & 13.9)	153,254.27	256,545.37
106607 / 304000	Safety	CON	Upgrade RR Crossings on Sucarnochee in the City of Sucarnochee DOT# 303 904(127,482.69	136,088.26
106881 / 301000	Surface Transportation Progr	CON	US 45 from Porterville to Scooba	7,986.30	4,112,857.75
107138 / 309000	Surface Transportation Progr	CON	SR 397 Creek [Bridge # 1.6]	244,159.37	244,159.37
107227 / 106000	Safety	ENG	Upgrade Railroad Crossings - George McDade near Electric Mills/Porterville DOT# :	3,820.55	3,820.55
County Total				1,234,801.01	
*****	Lafayette	*****			
102168 / 101000	Vision 21	ENG	SR7 BTW SR9 & 2 MI NORTH OF SR6 W/ INTCH	215,752.61	5,400,242.19
102168 / 201000	Vision 21	ROW	SR 7, from 1.5 miles south of SR 9W to CR 414.	1,765,093.96	8,175,063.95
102168 / 202000	Vision 21	ROW	SR 7, from CR 414 to 0.4 miles south of SR6 excluding Station numbers 1383+50 th	2,336,324.48	12,732,889.95
102168 / 202100	Vision 21	ROW	SR7; Station Nos. 1383+50 through 1413+00	246,505.96	4,141,134.41
102168 / 304000	State Projects	CON	SR7 Landscaping	6,820.00	68,200.00
102454 / 301000	Vision 21	CON	SR 7 over Tallahatchie River 132.4	210.45	23,931,616.06
103326 / 201000	Vision 21	ROW	SR 328 FROM SR 7 TO SR 315 BR #s 2.4, 4.1, 5.3, 7.8, 9.2, 11.7, 10.0, 10.3	244,354.82	1,472,181.83
103326 / 301000	Vision 21	CON	SR 328 FROM SR 7 TO SR 315 BRIDGE #s 2.4, 4.1, 5.3, 7.8, 9.2, 11.7, 10.0, 10.3	1,855,412.19	10,056,148.92
106379 / 799000	State Projects	CON	University of Mississippi - Construct a round-about at the intersection of Coliseum Dr	3,956.52	9,229.34
106379 / 801000	Special Projects(Demo)	CON	Reconstruction of Hathorn Road/Hill Drive and Chucky Mullins Drive with addition of	163.90	163.90
106379 / 811000	Special Projects(Demo)	ENG	University of Mississippi - Preliminary Engineering - construct a round-about at the ir	14,563.22	138,684.74
106610 / 799000	State Projects	CON	City of Oxford - Bike & Pedestrian Path - safety and landscaping improvements on S	843.50	3,324.57
107019 / 302300	Bridge	CON	Statewide Bridge Joint Repair	98,294.94	98,294.94
107109 / 301000	Safety	CON	US 278/SR 6 from Jackson Avenue to University Avenue and SR 7 approximately .3	129,659.91	129,659.91
107119 / 799000	State Projects	CON	University of Mississippi - Gertrude Ford Retaining Walls construction on the north si	190.34	3,386.79
County Total				6,918,146.80	
*****	Lamar	*****			
102519 / 201000	Bridge	ROW	US 11 REPLACE 5 BRIDGES BETWEEN LUMBERTON & PURVIS General Oblig	60.00	645,331.98

MS DEPARTMENT OF TRANSPORTATION
Construction Proj Expenditures by County

Requester: MATWOOD
Report ID: DR000151

Page 26 of 54
12/28/2017 03:52:49 pm

For Fiscal Year: 2017

Project #	Program	Project Type	Project Description	Fiscal Year Expenditures	Total Expenditures
*****	Lamar	*****			
106322 / 811000	Special Projects(Demo)	ENG	Pearl & Leaf Rivers Rails to Trails Recreational District - Preliminary Engineering - fc	3,264.91	81,711.51
106594 / 102000	Interstate	ENG	I-59 Design Build Bridge Widening	-2,139.93	32,075.76
106712 / 701000	Surface Transportation Progr	CON	Lamar County - Optimist Park Ped Trail - construction of a paved walking trail for per	10,172.37	300,083.68
107040 / 799000	State Projects	CON	Lamar County BOS - Old Highway 11 - is to widen, overlay and add a center turn lan	9,923.49	12,333.05
107073 / 302000	Pavement Rehabilitation	CON	I-59 from Black Creek to Forrest CL	21,459.93	21,459.93
107274 / 301000	Emergency Relief	CON	SR 589 at Black Creek (convert 305818)	1,667,147.86	1,673,315.36
County Total				1,709,888.63	
*****	Lauderdale	*****			
100589 / 1000	State Projects	ENG	SR 493 FM BROADMOOR TO BAILEY (PE)	48,812.21	2,643,071.20
100589 / 103000	Bridge	ENG	SR 493 FM BROADMOOR TO BAILEY (PE)	53,442.59	83,307.11
100589 / 104000	State Projects	ENG	SR 493 Bridge Replacement [Bridge #s 6.2 & 6.4]	97,964.77	164,826.09
100589 / 201000	Urban	ROW	SR 493 FM BROADMOOR TO BAILEY (REALIGN) (6.2, 6.4, 8.2)	6,574.46	12,050,942.08
100589 / 203000	Urban	ROW	SR 493 [Bridge #8.2]	9,074.24	9,074.24
102375 / 101000	State Projects	ENG	SR 895 (Tom Bailey Lake) north of US 80 @ BR # 0.7, 0.9	106,878.59	374,080.38
102375 / 201000	Vision 21	ROW	SR 895 (Tom Bailey Lake) north of US 80 @ BR # 0.7, 0.9	51,872.71	51,872.71
102401 / 101000	State Projects	ENG	US 80 BT CHUNKY & MEEHAN (3 BR	49,764.69	53,301.13
102482 / 101000	Bridge	ENG	SR 19 BT ALA. LN AND SR 496 (6.0, 9.5)	8,622.35	883,637.37
102482 / 301000	Vision 21	CON	SR 19 between Alabama SL & SR 496 (Bridge # 6.0)	2,425,092.84	5,968,461.65
102482 / 302000	Vision 21	CON	SR 19 between Alabama Line & SR 496 [Bridge # 9.5]	18,135.35	18,135.35
104643 / 117000	State Projects	ENG	SR 19 Lauderdale County	14,424.24	22,219.99
105866 / 401000	Special Projects(Demo)	CON	City of Meridian - Sidewalk Improvements from Carver Middle School and Harris Ele	46,231.20	687,121.71
105997 / 799000	State Projects	CON	City of Meridian - Replace existing bridges No. 10 on 35th Ave & No. 77 on 40th Stre	159.94	159.94
106187 / 302000	Pavement Rehabilitation	CON	I-20 from Newton CL to I-59 Split	767,104.13	13,828,489.82
106187 / 303000	Pavement Rehabilitation	CON	I-59 from I-20 Split to 65th Avenue Bridge	138,686.26	2,181,442.67
106188 / 301000	Pavement Rehabilitation	CON	I-59 from US 45 to Russell INT	4,744,566.66	4,770,429.94
106597 / 701000	Surface Transportation Progr	CON	City of Meridian - 5th Street & 25th Avenue Enhancement - sidewalk, parking, landsc	580,894.09	580,894.09
106597 / 799000	State Projects	CON	City of Meridian - Downtown streetscape pedestrian project for business district. Wil	3,376.28	6,403.06
106604 / 301000	Safety	CON	Upgrade RR Crossings on Johnson in the City of Meridian DOT#725 443R	2,387.89	189,846.15
106607 / 308000	Safety	CON	Upgrade RR Crossings on Alamutcha in the City of Marion DOT#303 865T	181,664.66	205,109.40
106686 / 701000	Urban	CON	City of Meridian Install Traffic Signals on HWY 39 at the intersections of Windmill Dri	18,649.80	250,787.94
106836 / 101000	State Projects	ENG	I-59 FROM CLARKE CL TO I-20 SPLIT - PE	2,377.54	28,573.90
106836 / 301000	Pavement Rehabilitation	CON	I-59 from Clarke CL to I-20 Split	8,123,073.63	8,123,073.63

For Fiscal Year: 2017

Project #	Program	Project Type	Project Description	Fiscal Year Expenditures	Total Expenditures
*****	Lauderdale	*****			
107016 / 799000	State Projects	CON	Lauderdale County BOS - Multi-Use Trail - construct a multi-purpose trail along the n	1,676.05	2,112.87
107019 / 304000	Bridge	CON	Preventative Maintenance District 5 [Bridge #s 130.1, 154.4A & B, 129.8B]	953,081.82	953,081.82
107138 / 304000	Surface Transportation Progr	CON	SR 39 Sowashee Creek [Bridge # 0.1]	646,885.59	650,922.02
107139 / 304000	State Projects	CON	I-20/I-59 [Bridge # 153.0B]	779,561.29	779,561.29
107227 / 101000	Safety	ENG	Upgrade Railroad Crossings - Extension near NE of Meridian DOT# 303 883R [KCS	2,711.73	2,711.73
107227 / 110000	Safety	ENG	Upgrade Railroad Crossings - Lockhart Trailer Court near NE of Meridian DOT# 303	1,268.19	1,268.19
107227 / 113000	Safety	ENG	Upgrade Railroad Crossings - 23rd Street near Meridian DOT# 303 859P [KCS RR]	4,176.48	4,176.48
107227 / 310000	Safety	CON	Upgrade Railroad Crossings - Lockhart Trailer Court near NE of Meridian DOT# 303	1,160.77	1,160.77
107384 / 799000	State Projects	CON	City of Meridian - Construct handicapped accessible pedestrian way adjacent to US	2,066.98	2,066.98
107401 / 101000	State Projects	ENG	I-20/I-59 N Ramp to I-20W (BRIDGES 131.5B, 147.8 & 147.9A)	30,446.61	30,446.61
107428 / 101000	State Projects	ENG	SR 19 1 mile north of the Alabama SL	97,860.83	97,860.83
County Total				20,020,727.46	
*****	Leake	*****			
100592 / 101000	Bridge	ENG	SR 429 AT YOCKANOOKANY RIVER - General Obligation Bond Project	3,073.20	517,725.88
100592 / 201000	Bridge	ROW	SR 429 AT YOCKANOOKANY RIVER (3.6)	-6,330.00	181,732.29
100592 / 301000	State Projects	CON	SR 429 @ Yockanookany River [Bridge # 3.6]	2,469,675.64	4,290,892.82
101707 / 101000	State Projects	ENG	SR 488 FR SR 35 TO NESHOPA CO LN (PE)	160,567.35	495,022.46
101707 / 201000	Vision 21	ROW	SR 488 from SR 35 to Neshoba CL [Bridge #s 4.1, 7.5]	75,211.00	75,211.00
102403 / 101000	State Projects	ENG	SR 487 FM TUSCOLA TO SR 35 (Bridge #s 6.7,7.1,7.6)	197,350.28	548,954.54
104211 / 302000	Vision 21	CON	SR 35 between Scott CL & Walnut Grove [Bridge # 122.2]	2,157,911.22	3,474,482.08
106365 / 701000	Surface Transportation Progr	CON	City of Carthage Downtown Square Improvement Project	19,289.14	500,454.14
106855 / 701000	Surface Transportation Progr	CON	Town of Walnut Grove - Pedestrian Path - Construct a sidewalk along Main Street ar	130,600.99	130,600.99
106855 / 799000	State Projects	CON	Town of Walnut Grove - Construct a five-foot wide pedestrian walkway from Town Ha	1,145.21	6,036.30
107017 / 301000	State Projects	CON	SR 35 From Scott CL to Pleasant Hill Rd	2,092,530.62	2,092,530.62
107088 / 301000	Surface Transportation Progr	CON	SR 25 from Scott CL to SR 483	35,847.77	457,306.54
County Total				7,336,872.42	
*****	Lee	*****			
100078 / 202000	Special Projects(Demo)	ROW	SR 6 FR PONTOTOC CL TO SR 145 IN TUPELO PE 100079/1000&2000	-2,313.20	11,751,738.68
102426 / 101000	Vision 21	ENG	SR 245 REPL 3 BR BTW CHICKASAW CL & S	209,136.94	1,038,499.75
102426 / 201000	Vision 21	ROW	SR 245 replace bridge [Bridge # 202.0]	39,503.33	57,316.40

For Fiscal Year: 2017

Project #	Program	Project Type	Project Description	Fiscal Year Expenditures	Total Expenditures
*****	Lee	*****			
105400 / 799000	State Projects	CON	City of Tupelo - Overpass	898.54	14,334.25
105400 / 801000	Urban	CON	City of Tupelo - Overpass at the intersection of Barnes Crossing Road Extension and	6,300.40	4,140,662.85
105420 / 301000	Vision 21	CON	US 78 at Coley Rd. Extended in Tupelo- Construct new interchange	-10,770.22	11,518,662.60
106007 / 402000	Safety	CON	City of Baldwin - Repair and construct sidewalks along Main Street from Cemetery	4,876.68	123,004.01
106067 / 701000	Surface Transportation Progr	CON	City of Tupelo- Main Street Bike/Ped TE project-landscaping, lighting, roadway revita	632,341.42	2,368,956.74
106067 / 799000	State Projects	CON	City of Tupelo- Main Street Bike/Ped TE project-landscaping, lighting, roadway revita	7,841.48	55,744.29
106368 / 301000	Safety	CON	SRTS Railroad Project, Verona, MS- East 10th Street - DOT# 304043K	12,127.64	172,225.77
106386 / 401000	Safety	CON	City of Tupelo - Construct new sidewalks and make intersection improvements near	47.34	390,000.00
106386 / 799000	State Projects	CON	City of Tupelo - Construct new sidewalks and make intersection improvements near	-47.34	11,329.46
106680 / 701000	Urban	CON	City of Tupelo- project will provide sidewalks on the south side of Green Street from	1,006.90	365,764.08
106680 / 799000	State Projects	CON	City of Tupelo- project will provide sidewalks on the south side of Green Street from	1,844.66	21,468.33
106689 / 401000	Safety	CON	City of Tupelo - Lawhon School Construct new sidewalks Ida Street & Hancock Park	205,789.56	205,789.56
106689 / 799000	State Projects	CON	City of Tupelo- repair & construct sidewalks & pedestrian crossing along Lake St. ad	10,477.96	21,800.41
106798 / 306000	Safety	CON	Upgrade Railroads-Pine near Nettleton - BNSF RR - DOT# 667 378C	300.39	31,394.67
106953 / 101000	Safety	ENG	MS 145 Corridor Upgrades - implementing signal and corridor upgrades and a traffic	457,198.33	685,650.21
107000 / 311000	Safety	CON	Upgrade Railroad Crossings - Eighth Street near Verona DOT# 304 142D - KCS RR	107,502.71	116,247.36
107050 / 301000	State Projects	CON	SR 371 from Itawamba CL to SR 178 [305910]	2,129.70	1,035,601.80
107157 / 799000	State Projects	CON	City of Verona College Ave. and 8th St.	4,715.45	8,609.33
107209 / 101000	National Highway System(NH	ENG	US 45 Intersection Improvements (Pratt, Fashion Way and SW Avenue)	186,001.15	200,499.77
107209 / 301000	National Highway System(NH	CON	US 45 Intersection Improvements (Pratt, Fashion Way and SW Avenue)	393,698.46	393,698.46
107327 / 101000	Pavement Rehabilitation	ENG	I-22 from US 45 to Itawamba CL	29,554.42	29,554.42
107362 / 799000	State Projects	ENG	City of Tupelo - Sidewalk Connectivity at existing railroad crossings along South Spr	6,517.63	6,517.63
107364 / 101000	State Projects	ENG	Tupelo Tower & ITS Field Device Deployment	130,778.16	130,778.16
107385 / 102000	Safety	ENG	Upgrade Railroad Crossings - S. Church near Tupelo DOT# 667 348K [BNSF RR]	55.01	55.01
107478 / 301000	Pavement Rehabilitation	CON	US 45A FM LEE CL TO US 45/45A INTERCHANGE	158,893.17	158,893.17
107478 / 302000	Pavement Rehabilitation	CON	US 45 FM US45/45A INTERCHANGE TO N OF BREWER RD	973,357.09	973,357.09
County Total				3,569,763.76	
*****	Leflore	*****			
102129 / 201000	Vision 21	ROW	US 49E FROM SIDON TO US 82	172,668.38	4,563,605.17
103327 / 301000	Vision 21	CON	SR 7 FROM THE HUMPHREYS CL TO US 82 [BRIDGE #s 8.2, 15.9, 21.5, 22.2 & 2	55,304.36	7,460,495.53
106059 / 799000	State Projects	CON	City of Greenwood - Greenwood Linear Park. Walking Path, Landscaping and other	7,833.60	16,557.85
106059 / 801000	Special Projects(Demo)	CON	City of Greenwood - Greenwood Linear Park. Walking Path, Landscaping and other	1,215,590.63	1,215,799.77

For Fiscal Year: 2017

Project #	Program	Project Type	Project Description	Fiscal Year Expenditures	Total Expenditures
*****	Leflore	*****			
106059 / 811000	Special Projects(Demo)	ENG	City of Greenwood - Preliminary Engineering - Greenwood Linear Park	3,903.86	200,455.99
106101 / 101000	Bridge	ENG	SR 442 Bridge Replacement - 5 bridges	176,793.11	886,157.56
106366 / 701000	Surface Transportation Progr	CON	City of Greenwood - Rail SPIke Park - Phase 2 - construction of an asphalt trail, harc	783,611.25	783,611.25
106366 / 799000	State Projects		City of Greenwood Phase II Linear Park	1,486.79	11,864.85
106683 / 701000	Surface Transportation Progr	CON	City of Greenwood - Main Street Streetscape - will include ADA-accessible sidewalk	1,025,005.73	1,025,005.73
106683 / 799000	State Projects		City of Greenwood - Main Street Streetscape - will include ADA-accessible sidewalk	1,285.56	8,161.76
106798 / 307000	Safety	CON	Upgrade Railroads-McIntyre near Money - CNRR - DOT # 300 697E	82.62	93,888.25
106798 / 308000	Safety	CON	Upgrade Railroads-Co Ro 87 near Money - CNRR - DOT#300 706B	3,664.10	85,280.46
107094 / 301000	Surface Transportation Progr	CON	US 82: 0.34 miles west of US 49E to US 49E Overpass in Greenwood	58,419.92	4,840,364.15
107106 / 301000	State Projects	CON	US 82 Frontage Rds from US 49E to US 49E/82 Intersection [305913]	2,698.56	1,410,297.99
107203 / 301000	Pavement Rehabilitation	CON	US 82 from US 49 Overpass to Carroll CL	1,887,441.15	3,232,055.88
107204 / 301000	Pavement Rehabilitation	CON	US 49E from Holmes CL to Rising Sun	2,343,205.39	2,501,357.64
107360 / 799000	State Projects		City of Greenwood - Fulton Street Streetscape Improvements - ADA accessible side	2,129.71	2,198.99
107570 / 199003	State Projects		SR 8 Bridge Painting (#43.4)	347.65	347.65
County Total				7,741,472.37	
*****	Lincoln	*****			
102487 / 201000	Bridge	ROW	SR 550 BTW HOMOCHITTO RIVER AND WEST JCT US 51, REPLACE BRIDGES I	-4,458.05	504,354.03
106275 / 101000	Safety	ENG	SR 583 from US 84 to Hunters Road SE	29,116.01	520,284.69
106275 / 102000	Safety	ENG	SR 583 from US 84 to Hunters Road SE	124,589.06	462,270.28
106275 / 103000	State Projects	ENG	SR 583 from US 84 to Hunters Road SE	870.37	870.37
106669 / 101000	State Projects	ENG	I-55 FM BOGUE CHITTO INT TO BOGUE CHITTO RIVER	104,428.39	112,234.66
106676 / 701000	Urban	CON	City of Brookhaven-Brookway Boulevard from U.S. 51 to Monticello Street	27,166.47	487,683.51
106676 / 799000	State Projects		City of Brookhaven-Brookway Boulevard from U.S. 51 to Monticello Street	2,420.34	12,518.53
106677 / 401000	Safety	CON	City of Brookhaven-Alexander Middle School	1,863.25	99,994.69
106677 / 799000	State Projects		City of Brookhaven-Alexander Middle School	2,283.28	11,229.12
106699 / 101000	Safety	ENG	US 84 at Auburn Road	150,954.38	477,066.82
106699 / 201000	Safety	ROW	US 84 @ Auburn Road	563,223.76	563,223.76
107272 / 301000	National Highway System(NH	CON	I-55 from Summit in Pike to Bogue Chitto Exit (OGFC Lift)	1,856,591.46	1,856,591.46
107532 / 101000	State Projects	ENG	SR 550 Homochitto Bridge (4.8)	3,874.57	3,874.57
107539 / 101000	State Projects	ENG	US 84 @ Fair River	45,148.66	45,148.66
County Total				2,908,071.95	

MS DEPARTMENT OF TRANSPORTATION
Construction Proj Expenditures by County

For Fiscal Year: 2017

Project #	Program	Project Type	Project Description	Fiscal Year Expenditures	Total Expenditures
*****	Lowndes	*****			
100141 / 201000	Bridge	ROW	US 45 REPLACE 4 BR BT NOXUBEE CL & US 82 (Br. No. 145.4, 151.1, 153.7, 155	-11,250.00	52,856.23
102087 / 201000	Surface Transportation Progr	ROW	US 45 FR 4.0 MILES S. OF US 82 TO US 82 PE 100094	187.49	6,214,401.42
102090 / 302000	Vision 21	CON	US 45 FROM CARSON ROAD TO 4 MI SOUTH OF US 82 & REPLACE 3 BRIDGE	22,775.21	19,649,253.22
102091 / 101000	Special Projects(Demo)	ENG	US 45 BTW US 82 AND RAD 9 - MS167 (RELOCATE) EARMARK PROJECT[ALLA	-13,559.00	5,107,135.66
102091 / 101100	Special Projects(Demo)	ENG	US 45 BTW US 82 AND RAD 9 - MS176 (RELOCATE) EARMARK PROJECT[ALLA	44,000.00	594,000.00
106427 / 702000	Surface Transportation Progr	CON	Tenn-Tom Waterway Development Authority - Commodity - for the Tenn-Tom Transp	21,407.60	34,332.38
106894 / 701000	Surface Transportation Progr	CON	City of Columbus - Provide access between Catfish Alley (4th Street) and the Tennes	247,364.26	247,364.26
106894 / 799000	State Projects	CON	City of Columbus - Rehabilitation of the Historical Catfish Alley Connection to the His	18,573.04	39,176.99
106978 / 101000	State Projects	ENG	SR 182 Bridge Replacement over Vernon Branch [Bridge # 178.6]	152,517.35	420,574.14
106978 / 201000	State Projects	ROW	SR 182 Bridge Replacement over Vernon Branch [Bridge # 178.6]	20,145.38	20,145.38
106987 / 101000	Safety	ENG	US 45A @ Tarlton Road	7,668.51	156,550.34
106987 / 301000	Safety	CON	US 45A @ Tarlton Road	1,517,562.49	1,517,562.49
107108 / 301000	State Projects	CON	Beersheba Road (306 262F) near Columbus	106,173.93	116,252.58
107108 / 302000	State Projects	CON	New Hope Gates (306 261 Y) near Columbus	107,380.93	114,571.16
107136 / 101000	State Projects	ENG	Columbus Riverwalk Extension on US 82 ROW (North side of 82 ROW extends from	568.59	34,276.90
107136 / 301000	State Projects	CON	Columbus Riverwalk Extension on US 82 ROW (North side of 82 ROW extends from	295,814.94	297,729.17
107139 / 302000	State Projects	CON	US 82 Luxapallia Creek [Bridge # 175.8]	944,369.21	944,369.21
107139 / 303000	State Projects	CON	SR 69 McCary Creek [Bridge # 11.8]	392,749.72	392,875.69
107373 / 101000	State Projects	ENG	US 82 Interchange Improvements	95,920.17	95,920.17
County Total				3,970,369.82	
*****	Madison	*****			
100486 / 101000	Vision 21	ENG	I-55 FROM OLD AGENCY TO SR 463 W/HIGHLAND COLONY CONNECTION PHA	253,580.80	6,948,063.57
100486 / 101100	Vision 21	ENG	I-55 FROM OLD AGENCY TO SR 463 W/HIGHLAND COLONY CONNECTION PHA	55.20	21,958.92
100486 / 203000	Vision 21	ROW	I-55 'SPLIT-DIAMOND' INTERCHANGE - RIDGELAND CONNECTOR TO US 51 (S'	9,684.09	1,265,166.82
100486 / 301000	Vision 21	CON	I-55 FROM OLD AGENCY TO SR 463 W/HIGHLAND COLONY CONNECTION PHA	330.72	99,348,045.34
102315 / 1000	National Highway System(NH	ENG	I-55 FM COUNTY LINE ROAD TO OLD AGENCY ROAD [ADD 4 LANES]	286,454.53	3,551,123.53
102315 / 102000	National Highway System(NH	ENG	I-55 NB bridge over I-220 ramp (103.1B)	670.02	670.02
102402 / 1000	Surface Transportation Progr	ENG	SR 463 FM I-55 TO SR 22 (4 LN 4.5 MI.)(CNSLT)	455.80	885,598.16
103063 / 201000	Vision 21	ROW	I-55 AT GLUCKSTADT INTERCHANGE	28,655.38	11,954,982.99
103063 / 301000	Vision 21	CON	I-55 AT GLUCKSTADT INTERCHANGE	28,858.49	20,745,260.68
104517 / 799000	State Projects		WATER TAXI STUDY BARNETT RESERVOIR	1,063.87	1,063.87
104517 / 811000	Special Projects(Demo)	ENG	WATER TAXI STUDY BARNETT RESERVOIR	331.81	23,479.92

MS DEPARTMENT OF TRANSPORTATION
Construction Proj Expenditures by County
For Fiscal Year: 2017

Requester: MATWOOD
Report ID: DR000151

Page 32 of 54
12/28/2017 03:52:49 pm

Project #	Program	Project Type	Project Description	Fiscal Year Expenditures	Total Expenditures

Madison					
107156 / 301000	State Projects	CON	Intersection of Gluckstadt Road and Calhoun Station Parkway	205,438.13	206,758.45
107207 / 301000	Pavement Rehabilitation	CON	US 51 from 0.75 Mi. N. of Loring Rd to Yazoo CL	1,183,737.77	1,767,209.79
107258 / 302000	National Highway System(NH-	CON	Slide Repair on I-55/I-220 Interchange	8,534.41	8,534.41
107263 / 101000	State Projects	ENG	SR 463 @ N. Livingston Rd & Robinson Springs Road	145,940.69	220,928.02
107319 / 103000	State Projects	ENG	Prep of Cost/Benefit Analysis - I-55 Madison	18,839.13	18,839.13
107490 / 101000	State Projects	ENG	SR 43 Bridge Removal (Bridge #s 185.2 & 184.7)	59,609.10	59,609.10
107557 / 799000	State Projects		East Lake Harbour Drive Rehabilitation, paving 1.3 miles from Northpark Drive to Br	181.44	181.44
County Total				10,101,730.48	

Marion					
102445 / 101000	State Projects	ENG	US 98 @ Pearl River (Bridge # 118.5)	159,877.53	459,783.52
102471 / 101000	State Projects	ENG	SR 198 at 119.0 Pearl River Relief and 119.3 Lyas Lake - Bridge Hydraulic Reconn	201,442.18	446,096.42
104004 / 101000	Special Projects(Demo)	ENG	SR 44 FROM SR 198 TO PIERCE ROAD [EARMARK]	2,126.77	1,703,104.27
104004 / 301000	Surface Transportation Progr	CON	SR 44 FROM SR 198 TO PIERCE RD [EARMARK]	339,573.60	8,693,683.20
106437 / 201000	State Projects	ROW	US 98 Replace Bridge Over Silver Creek	478.40	24,042.74
106437 / 301000	Vision 21	CON	US 98 Replace Bridge Over Silver Creek - Removal of Pearl River Relief Bridge Bl	94,486.04	5,968,296.36
106441 / 701000	Surface Transportation Progr	CON	City of Columbia Pearl River Interpretive Plaza landscape project	27.75	230,216.80
106441 / 799000	State Projects		City of Columbia Pearl River Interpretive Plaza landscape project	832.21	8,613.19
106713 / 799000	State Projects		City of Columbia-Upgrading two traffic signals at the intersection of Main Street and :	168.68	8,318.22
106787 / 101000	Bridge	ENG	US 98 & SR 35 Pearl River Drift Issues 118.5 A&B and 194.0	97,397.85	247,448.27
107160 / 799000	State Projects		Marion County Board of Supervisors - Bluff Street Park Railroad Bridge reconstruct	12,115.06	20,032.14
107305 / 101000	Emergency Relief	ENG	SR 587 site 1 - 0.2 miles south of Marion/Lawrence CL and site 2 - 3.8 miles south c	1,288.15	1,646.48
107305 / 301000	Emergency Relief	CON	SR 587 site 1 - 0.2 miles south of Marion/Lawrence CL and site 2 - 3.8 miles south c	154,384.63	154,384.63
107306 / 101000	Emergency Relief	ENG	SR 35 Bridge over the Pearl River	33.15	104.81
107306 / 301000	Emergency Relief	CON	SR 35 Bridge over the Pearl River	40,352.43	40,352.43
107308 / 101000	Emergency Relief	ENG	SR 43, (2 sites) - .2 north of the Marion/Pearl River CL and 3.8 miles north of the Ma	150.02	259.22
107308 / 301000	Emergency Relief	CON	SR 43, (2 sites) - .2 north of the Marion/Pearl River CL and 3.8 miles north of the Ma	51,784.00	52,101.14
107310 / 101000	Emergency Relief	ENG	SR 43 bridge 65.1 over Fords Creek approx. .5 miles north of the Marion/Pearl River	1,103.49	1,338.54
107310 / 301000	Emergency Relief	CON	SR 43 bridge 65.1 over Fords Creek approx. .5 miles north of the Marion/Pearl River	86,597.01	86,597.01
107312 / 301000	Emergency Relief	CON	SR 43 [Bridge #67.6]	24,092.95	24,092.95
107318 / 101000	Emergency Relief	ENG	SR 35 [Bridge #29.8]	33.15	319.80
107318 / 301000	Emergency Relief	CON	SR 35 [Bridge #29.8]	44,964.83	44,964.83
107320 / 301000	Emergency Relief	CON	US 98 at the intersection with SR 35N	112,237.80	112,237.80

For Fiscal Year: 2017

Project #	Program	Project Type	Project Description	Fiscal Year Expenditures	Total Expenditures

Marion					
107336 / 301000	Emergency Relief	CON	SR 13 site 1, at Bacchus Road site 2 2.4	7,965.08	7,965.08
107337 / 101000	Emergency Relief	ENG	SR 43 site 1 - 2.8 miles south of SR 13 and site 2 - 3.9 miles south of SR 13	67.30	229.53
107337 / 301000	Emergency Relief	CON	SR 43 site 1 - 2.8 miles south of SR 13 and site 2 - 3.9 miles south of SR 13	489.73	489.73
107346 / 101000	Emergency Relief	ENG	SR 587: .1 mi N of Whistle Rd on the NB shoulder	33.15	104.81
107346 / 301000	Emergency Relief	CON	SR 587: .1 mi N of Whistle Rd on the NB shoulder	9,793.30	9,793.30
107349 / 301000	Emergency Relief	CON	US 98 [Bridge # 127.2B]	30,092.56	30,092.56
107350 / 101000	Emergency Relief	ENG	SR 586 in the SE corner of intersection with Taylor Road	33.15	248.15
107350 / 301000	Emergency Relief	CON	SR 586 in the SE corner of intersection with Taylor Road	11,591.15	11,591.15
107351 / 101000	Emergency Relief	ENG	SR 587 @ Red Bluff: 1.7 mi N of SR 44 Intersection	33.15	570.62
107351 / 301000	Emergency Relief	CON	SR 587 @ Red Bluff: 1.7 mi N of SR 44 Intersection	4,751.67	4,751.67
107429 / 101000	State Projects	ENG	US98E PEARL RIVER BR MARION CO TRAFFIC CONTROL & BRIDGE REPAIR	14,460.95	14,460.95
107527 / 101000	State Projects	ENG	SR 13, from US 98 to Upper Little Creek	20,778.47	20,778.47
County Total				1,525,637.34	

Marshall					
100174 / 102000	State Projects	ENG	US 72/MRIMF Interchange	93.57	883,852.98
100174 / 103000	State Projects	ENG	US 72 FR 302 to TN SL Plus MRIMF -Well work	3,830.58	4,429.43
100174 / 201000	Surface Transportation Progr	ROW	US 72 FROM 302 TO TENN STATE LINE LESS THE INTERCHANGE	13,550.44	359,564.09
100174 / 202000	National Highway System(NH	ROW	US 72 FR 302 TO TN STATE LINE Including The US 72/MRIMF Interchange	491,436.15	13,977,034.04
100174 / 302000	Surface Transportation Progr	CON	US 72 from 302 to Tennessee SL incl. the US 72/MRIMF Interchange	11,474,793.53	11,727,095.38
100174 / 302100	Surface Transportation Progr	CON	US 72 from Tennessee SL to Proposed SR	303,716.89	306,753.51
100299 / 1100	Bridge	ENG	SR 309 BT SR 4 & SR 302 - General Obligation Bond Project	840.85	716,622.92
100299 / 102000	Vision 21	ENG	SR 309 BT SR 4 & US 78 [BRIDGE #s 8.4, 8.5, 8.7, 12, 12.8, 13.0 & 15.4]	675,925.42	1,100,850.74
100299 / 103000	State Projects	ENG	SR 309 BT SR 4 & US 78 (Bridge # 15.4)	13,353.91	316,418.27
100299 / 202000	Bridge	ROW	SR 309 between SR 4 & US 78 [Bridge #s 8.4, 8.5, 8.7, 12.8 & 13.0]	533,023.78	749,793.14
100299 / 203000	State Projects	ROW	SR 309 between SR 4 & US 78 [Bridge # 15.4]	79,530.08	246,481.05
100299 / 203500	State Projects	ROW	SR 309 BT SR 4 & SR 78 (15.4)	668,300.44	879,781.07
100299 / 301000	Vision 21	CON	SR 309 BETWEEN US 78 AND BARTON [BRIDGE #s 22.0, 22.1 AND 22.3]	161,376.65	8,472,526.37
100299 / 303000	Vision 21	CON	SR 309 between SR 4 & US 78 [Bridge # 15.4]	1,768,447.39	1,768,447.39
102207 / 102000	State Projects	ENG	SR 4 REPLACE BRIDGE # 59.0	260,280.83	807,600.53
102207 / 202000	Surface Transportation Progr	ROW	SR 4 FROM TATE C/L TO GALENA INCLUDES BRIDGES #59.0,59.1 PE 100199/1	41.96	251,648.64
102207 / 203000	Surface Transportation Progr	ROW	SR 4 REPLACE BRIDGE #s 59.0 & 59.2	126,694.75	212,650.46
102556 / 103000	Gaming	ENG	SR 304/I-269 FROM THE DESOTO CL TO US 78 [including INTERCHANGE]	89,605.83	884,498.22

MS DEPARTMENT OF TRANSPORTATION
Construction Proj Expenditures by County
For Fiscal Year: 2017

Project #	Program	Project Type	Project Description	Fiscal Year Expenditures	Total Expenditures

Monroe					
101635 / 1000	Vision 21	ENG	SR 25 FROM SR 8 TO US 278 AT AMORY	-193.45	4,732,324.49
101635 / 2000	Vision 21	ENG	SR 25 FR 2.5 MI S. OF BECKER TO US 278	6,291.09	193,575.09
101635 / 201000	Vision 21	ROW	SR 25 FROM SR 8 TO US 278	15,483.38	17,964,531.29
101635 / 301000	Vision 21	CON	SR 25 FR 2.5 MI S. OF BECKER TO US 278	40,278.29	19,357,538.81
101635 / 302000	Vision 21	CON	SR 25 from 2.5 miles South of Becker to US 278	6,843,591.68	8,612,054.09
101635 / 303000	Vision 21	CON	SR 25 Intersection in Amory	101,667.19	102,971.70
102198 / 201000	State Projects	ROW	US 278 AMORY BY-PASS(RELOCATION 4LN) [\$5M in MDA Funds to be applied]	4,068.95	13,842,632.78
106598 / 302100	Bridge	CON	SR 278 Modular Joint Retrofit along the Tenn-Tom Waterway	401,806.54	401,806.54
106602 / 302000	Safety	CON	Upgrade RR Crossings - in Parchman in the City of Amory DOT # 667 394L	2,331.08	265,714.21
106602 / 305000	Safety	CON	Upgrade RR Crossings on Chapman in the City of Amory DOT# 667 396A	6,901.42	140,690.75
106602 / 306000	Safety	CON	Upgrade RR Crossings on Burr in the City of Amory DOT# 667 400M	16,557.04	156,991.06
106602 / 307000	Safety	CON	Upgrade RR Crossings in Old Post Office in the City of Gattman DOT# 667 413N	274.11	185,766.69
106606 / 304000	Safety	CON	Upgrade RR Crossings on Gattman Bottom in the City of Gattman DOT#667 414V	10,607.73	177,578.81
106606 / 309000	Safety	CON	Upgrade RR Crossings on SR 382 in the City of Prairie DOT#303 991M	153,421.18	163,469.65
106798 / 313000	Safety	CON	Upgrade Railroads-Bigbee - BNSF RR - DOT# 667 389P	3,135.68	125,663.97
107139 / 309100	State Projects	CON	SR 25 Bull Mountain Creek [Bridge # 147.1]	1,302,221.33	1,302,680.09
107154 / 799000	State Projects	CON	City of Aberdeen - Sidewalk Improvements along Franklin Street, Woodruff Street an	7,023.69	12,016.44
107174 / 301000	Surface Transportation Progr	CON	US 45 from Lowndes CL to just north of SR 25	5,099,964.42	9,705,168.06
County Total				14,015,431.35	

Montgomery					
106673 / 101000	State Projects	ENG	SR 404 Bridge Replacement on Bridge #s 4.1 & 5.9	263,831.13	668,703.36
106918 / 301100	Bridge	CON	2015 Bridge Preventative Mitnse Projects - Joint Repair D2	227,220.69	227,240.81
107284 / 101000	State Projects	ENG	I-55 Slide Repair Near Duck Hill	8,447.60	57,280.26
107284 / 201000	State Projects	ROW	I-55 Slide Repair Near Duck Hill	2,286.60	2,286.60
107284 / 301000	National Highway System(NH	CON	I-55 Slide Repair Near Duck Hill	756,604.92	756,604.92
County Total				1,258,390.94	

Neshoba					
101649 / 1000	Vision 21	ENG	* SR 19 FROM SR 492 TO PHILADELPHIA	22,092.20	1,175,444.91
101649 / 201000	Vision 21	ROW	* SR 19 FROM SR 492 TO PHILADELPHIA	1,726.35	12,478,542.96
102504 / 101000	State Projects	ENG	SR 395 between SR 19 & Winston CL (Bridge #s 1.4 & 2.6)	21,664.01	51,778.60

MS DEPARTMENT OF TRANSPORTATION
Construction Proj Expenditures by County

For Fiscal Year: 2017

Project #	Program	Project Type	Project Description	Fiscal Year Expenditures	Total Expenditures
Neshoba					
103896 / 101000	Surface Transportation Progr	ENG	SR 16 FROM SR 15 TO SR 19 [Philadelphia Bypass]	514,200.40	5,679,893.01
106114 / 101000	State Projects	ENG	SR 19 Bridge Replacements [Bridge #s 52.1, 57.6, 52.0, 52.3, 52.4, & 52.5]	303,684.23	448,469.26
106824 / 701000	Urban	CON	Overlay Kosciusko Rd 0.12 miles, Pecan Ave milling & overlay 1.24 miles from Byrd	15,817.63	472,134.84
County Total				879,184.82	
Newton					
102367 / 101000	Surface Transportation Progr	ENG	US 80 BT NEWTON AND CHUNKY (7BR, 110.8 - 121.4)STP-FY00(001)	41,041.50	381,091.56
102367 / 101100	State Projects	ENG	US 80 BT NEWTON AND CHUNKY (4Bridges, 110.8, 111.7, 114.8, 121.4)	254,747.99	620,525.42
102367 / 102000	State Projects	ENG	US 80 BT NEWTON AND CHUNKY (3 Bridges, 119.2, 119.4, 119.5)	438.29	14,529.57
102401 / 102000	State Projects	ENG	US 80 BT CHUNKY & MEEHAN (Bridge #122.5)	38,874.28	74,560.48
102590 / 1000	Vision 21	ENG	* SR 15 FROM 0.5 MILES N. OF US 80 TO S. END UNION B	71,770.74	599,258.49
104643 / 118000	State Projects	ENG	SR 19 Newton County	15,463.28	20,498.88
106187 / 301000	Pavement Rehabilitation	CON	I-20 from 2 Miles East of Chunky River to Lauderdale CL	61,292.36	2,106,137.13
106820 / 101000	Pavement Rehabilitation	ENG	I-20 FROM SCOTT CL TO 5.1 MI EAST OF SR 15 - PE	3,004.00	3,004.00
107007 / 301000	Surface Transportation Progr	CON	I-20/SR 15 Interchange Lighting	419,331.01	442,719.31
107019 / 304100	Bridge	CON	Preventative Maintenance District 5 [Bridge # 121.9]	285,240.20	285,240.20
107495 / 301000	Bridge	CON	Preventative Maintenance - D5 [Bridge #s 110.7A & 110.7B]	52.38	52.38
County Total				1,191,256.03	
Noxubee					
105256 / 401000	Safety	CON	Noxubee County BOS - Sidewalks in the Town of Brooksville along portions of Martir	33,670.13	260,706.69
106604 / 302000	Safety	CON	Upgrade RR Crossings on Buggs Ferry in the City of Macon DOT# 303 932K	161,111.08	178,192.13
106604 / 304000	Safety	CON	Upgrade RR Crossings on Pearl in the City of Macon DOT#303 930W	129,038.70	144,018.70
106982 / 101000	State Projects	ENG	SR 14/145 over Noxubee River [Bridge #164.0] & Hashuqua Creek [Bridge #156.5]	3,256.25	152,256.41
County Total				327,076.16	
Oktibbeha					
100989 / 1000	Phase II	ROW	US 82 FROM RELOCATED SR 25 TO CLAYTON VI	255.24	3,190,932.64
104857 / 799000	State Projects		Mississippi State University - South Entrance Loop	27,191.26	124,833.56
104857 / 799003	State Projects		MSU-Construction of the office building and the storage building	347.72	347.72
104857 / 801000	Special Projects(Demo)	CON	Mississippi State University - South Entrance Loop	4,418,175.16	7,274,572.89
104857 / 801100	Special Projects(Demo)	CON	MSU South Entrance	543,160.14	802,525.35

MS DEPARTMENT OF TRANSPORTATION
Construction Proj Expenditures by County

For Fiscal Year: 2017

Project #	Program	Project Type	Project Description	Fiscal Year Expenditures	Total Expenditures
*****	Oktibbeha	*****			
104857 / 801200	Special Projects(Demo)	CON	MSU South Entrance	4,372,289.00	4,372,289.00
104857 / 811000	Special Projects(Demo)	ENG	Mississippi State University - South Entrance Loop	13,562.77	1,382,895.58
104857 / 821000	Special Projects(Demo)	ROW	MSU South Entrance - MSU Intramural Office South Campus	529,637.96	799,434.07
104857 / 822000	Special Projects(Demo)	ROW	MSU South Entrance Utility Relocations	2,997.79	124,241.93
105249 / 170000	State Projects	ENG	Game Day Event Management Study for MSU and Starkville	163,700.91	172,652.51
105296 / 402000	Safety	CON	City of Starkville - To develop and implement pedestrian and bicycle safety education	6,672.00	17,500.00
105527 / 701000	Surface Transportation Progr	CON	City of Starkville - Lynn Lane Multi-use Path - Construction of a multi-use path from I	2,917.42	1,262,417.16
105527 / 799000	State Projects	CON	City of Starkville - Lynn Lane Pedestrian/Bike Path. Approximately 15,000 LF originæ	1,181.63	27,972.80
106662 / 799000	State Projects	CON	Mississippi State University - Blackjack Road Fence Project - construct 1408 feet of	11,909.94	15,490.54
106863 / 101000	Safety	ENG	MS 12 (Old Hwy 12 to Russell St)	-1,007.92	128,749.25
106863 / 102000	Surface Transportation Progr	ENG	MS 12 (Old Hwy 12 to Russell St)	446,746.24	795,067.35
106863 / 103000	Safety	ENG	MS 12 from STA 17+47 to Russell St - Final Design	35,823.19	35,823.19
106863 / 203000	State Projects	ROW	MS 12 from STA 17+47 to Russell St	579,663.14	579,663.14
106863 / 302000	Safety	CON	MS 12 from Old Hwy 12 to STA 17+47	2,023,464.95	2,023,464.95
106909 / 701000	Surface Transportation Progr	CON	MSU - Construct pedestrian facilities along Russell St. from Lampkin St. to Highway	332,066.52	332,066.52
106909 / 799000	State Projects	CON	MSU - Construct pedestrian facilities along Russell St. from Lampkin St. to Highway	18,884.07	43,535.53
106954 / 301000	Safety	CON	Hwy 12 @ Russell Street in Starkville	1,143,387.31	1,539,584.10
107090 / 301000	Surface Transportation Progr	CON	SR 25 from near St Mark Dr to beginning conc	29,984.74	3,971,212.20
107116 / 799000	State Projects	CON	City of Starkville - Louisville Street Multi Use Path - construction of a multi-use path I	8,793.23	22,336.17
107158 / 711000	Surface Transportation Progr	ENG	City of Starkville Highway 12 Blvd Study	34,827.43	72,763.20
107158 / 799000	State Projects	CON	City of Starkville Highway 12 Blvd Study	736.62	5,497.90
107202 / 101000	State Projects	ENG	HWY 12 from Spring Street to Russell	27,122.76	35,859.11
107383 / 799000	State Projects	CON	Oktibbeha County BOS - Construction of pedestrian and bicycle facilities along Lock	12,944.59	12,944.59
107412 / 201000	State Projects	ROW	Highway 12 Access Road	25,793.77	25,793.77
107558 / 9000	State Projects	CON	SR 25 @ Longview Road	2,413.22	2,413.22
County Total				14,815,642.80	
*****	Panola	*****			
102098 / 101000	National Highway System(NH	ENG	I-55 TRUCK SCALES IN PANOLA/TATE COUNTIES (NORTH & SOUTH)	182,157.06	537,049.16
102098 / 201000	National Highway System(NH	ROW	I55 CONSTRUCT TRUCK SCALES IN PANOLA/TATE COUNTIES (NORTH & SOU	1,496.75	763,384.97
103164 / 101000	Vision 21	ENG	SR 6 OVER TALLAHATCHIE RIVER & RELIEF [BRIDGE # 44.3]	17,834.35	718,707.34
103164 / 101100	State Projects	ENG	SR 6 OVER TALLAHATCHIE RIVER & RELIEF	45,760.21	806,852.46
103164 / 201000	State Projects	ROW	SR 6 OVER TALLAHATCHIE RIVER& RELIEF [BRIDGE #s 44.3 & 44.7]	2,050,012.36	4,915,362.81

For Fiscal Year: 2017

Project #	Program	Project Type	Project Description	Fiscal Year Expenditures	Total Expenditures
*****	Panola	*****			
103164 / 301000	State Projects	CON	SR 6 over Tallahatchie River & Relief [Bridge #s 44.3 & 44.7]	5,225,353.46	5,225,353.46
103164 / 302000	State Projects	CON	SR 6 repair the Tallahatchie River Bridge and Relief Bridge (44.7)	1,961,684.13	2,806,106.68
103324 / 301000	Vision 21	CON	SR 315 : 3.3 miles East of Quitman CL at Bridge # 19.2 @ Indian Creek.	232.89	2,955,629.68
103333 / 101000	Bridge	ENG	US 51 FR POPE TO COURTLAND BR. NOS. 242.9 & 243.2.	112,064.82	549,805.72
104524 / 301000	Pavement Rehabilitation	CON	I-55 FROM THE YALOBUSHA COUNTY LINE TO SR 6. 2011 IMD \$2M	85,131.39	11,201,748.91
106376 / 701000	Surface Transportation Progr	CON	City of Batesville Downtown Square	-109.82	351,550.42
106376 / 799000	State Projects	CON	City of Batesville Downtown Square	145.84	5,076.93
106864 / 101000	Safety	ENG	US 278/MS 6 (Johnson St to Medical Center Drive)	461.11	108,537.83
106967 / 101000	State Projects	ENG	SR 310 Bridge Replacement over Mattie Creek [Bridge # 33.2] and Nelson Creek [Bri	138,761.67	272,850.48
107089 / 301000	State Projects	CON	SR 315 From End of 4-Lane Section (Sardis) to 350 ft West of US 51 [305912]	4,204.77	793,584.40
107139 / 306000	State Projects	CON	SR 3 Fowler Creek [Bridge # 174.0]	366.64	216,081.08
107250 / 101000	Safety	ENG	US 278/SR 6 at Good Hope Road/Bethlehem Road, at Teriza Road/Lawrence Brothe	3,379.84	3,379.84
County Total				9,828,937.47	
*****	Pearl_River	*****			
100744 / 1000	State Projects	ENG	SR 43 BT PICAYUNE & HENLEYFIELD ROW&CONS 102186	2,063.41	1,059,017.05
102186 / 201000	Surface Transportation Progr	ROW	SR 43 BTW PICAYUNE AND HENLEYFIELD. PE 100744	-27,598.14	2,660,151.06
102186 / 201500	State Projects	ROW	SR 43 BTW PICAYUNE AND HENLEYFIELD	9,926.77	14,386.63
102186 / 301000	Vision 21	CON	SR 43 between Picayune & Henleyfield/ NOTE: PE IS 100744.	188,254.32	188,254.32
102246 / 101000	State Projects	ENG	US 11 FROM I 59 TO MILL CREEK	240,129.73	1,425,935.73
102246 / 102000	Bridge	ENG	US 11 Replace Bridge #11.3 at Hobolochitto Creek in Picayune	145,002.55	461,293.87
102246 / 201000	Surface Transportation Progr	ROW	US 11 FROM HOBOLOCHITTO CREEK TO HIDE-A-WAY LAKE ROAD PE 100757	25,334.29	417,691.97
102246 / 204000	Surface Transportation Progr	ROW	US 11 FROM HOBOLOCHITTO CREEK TO HIDE-A-WAY LAKE ROAD	27,845.05	4,463,855.88
105425 / 302000	Vision 21	CON	SR 607 FROM NASA TO I-59 Pearl River County	146,072.41	5,346,586.95
106709 / 701000	Surface Transportation Progr	CON	Pearl River Community College - Existing asphalt roadway facilities and concrete sit	51,035.93	411,130.08
106711 / 401000	Safety	CON	City of Picayune-West Side Elementary-Sidewalk along 6th AVE from Approximately	3,122.24	99,998.41
106715 / 701000	Urban	CON	City of Picayune-Mill and Overlay of Memorial Boulevard and Install Roadway Lightir	20,448.53	327,987.07
106907 / 701000	Surface Transportation Progr	CON	City of Picayune - Greenspace Park Enhancement project in the Historic District alor	293.10	293.10
106907 / 799000	State Projects	CON	City of Picayune - Greenspace Park Enhancement project in the Historic District alor	1,755.66	6,261.79
106973 / 101000	State Projects	ENG	SR 43 Bridge Replacement ovr Hogpen Branch [Bridge #33.0]	80,479.47	257,319.55
107406 / 101000	State Projects	ENG	SR 26 @ Pearl River [Bridge # 0]	29,966.59	29,966.59

MS DEPARTMENT OF TRANSPORTATION
Construction Proj Expenditures by County

Requester: MATWOOD
Report ID: DR000151

Page 39 of 54
12/28/2017 03:52:49 pm

For Fiscal Year: 2017

Project #	Program	Project Type	Project Description	Fiscal Year Expenditures	Total Expenditures
Pearl_River					
*****	Pearl_River	*****			
107406 / 301000	Bridge	CON	SR 26 @ Pearl River [Bridge # 0]	2,339.03	2,339.03
County Total					
				946,470.94	
Perry					
*****	Perry	*****			
104484 / 301000	Vision 21	CON	SR 42 [Bridge #s 88.1, 90.0 & 90.1]	66,973.52	376,587.81
106459 / 701000	Surface Transportation Progr	CON	Town of Richton pedestrian trails in downtown Richton	121,130.80	598,000.00
106459 / 799000	State Projects	CON	Town of Richton pedestrian trails in downtown Richton	478.94	8,666.37
106768 / 308000	Safety	CON	GT-064 Upgrade Railroad Crossings - SR 29 near New Augusta DOT#917588J (9)	122,931.67	122,931.67
106791 / 301000	Bridge	CON	SR 29 @ Leaf River [Bridge # 35.0]	2,416.23	304,978.44
107008 / 101000	State Projects	ENG	SR 42 over Tallahalla Creek [Bridge #70.4]	115,955.16	218,657.22
County Total					
				429,886.32	
Pike					
*****	Pike	*****			
102712 / 202000	Vision 21	ROW	SR 24 FM AMITE CL TO I-55	370.16	1,938,273.36
105444 / 103000	Interstate	ENG	I-55 Widen Bridge Shoulders - DESIGN BUILD	1,584.11	219,119.67
105531 / 101000	State Projects	ENG	SR 570 @ I-55 in McComb	39,384.28	343,487.68
105618 / 101000	State Projects	ENG	I-55 FROM SR 568 TO US 98 W (SUMMIT) - PE	148,758.76	533,090.61
105618 / 301000	Pavement Rehabilitation	CON	I-55 from SR 568 to US 98 W (SUMMIT)	10,054,632.63	10,054,632.63
106190 / 101000	State Projects	ENG	US 98 Rehabilitate Bridge @ CNIC RR [#78.3]	46,271.34	256,671.79
106404 / 201000	National Highway System(NH	ROW	SR 570 @ I-55 in McComb	13,214.70	146,826.24
106404 / 301000	National Highway System(NH	CON	SR 570 @ I-55 in McComb	1,178,482.04	1,178,482.04
106591 / 701000	Surface Transportation Progr	CON	City of McComb - Railroad Museum Improvement including canopy installation, brick	2,503.13	476,741.90
106591 / 799000	State Projects	CON	City of McComb - Railroad Museum Improvement including canopy installation, brick	1,248.72	7,699.88
106605 / 301000	Safety	CON	Upgrade RR Crossings at Airport in the City of Fernwood DOT#300 112C	66,065.65	220,970.77
106671 / 701000	Surface Transportation Progr	CON	Pike County - Multi-Purpose Rec Trail - between the City of Magnolia and the City M	238,660.38	238,660.38
106671 / 799000	State Projects	CON	Pike County - Multi-Purpose Rec Trail - between the City of Magnolia and the City M	9,649.33	18,598.74
106701 / 701000	Urban	CON	City of McComb-Mill & Overlay Pearl River Ave from Argyle Street to Locust Street	7,202.32	323,999.84
106701 / 799000	State Projects	CON	City of McComb-Mill & Overlay on Deleware Avenue from Choctaw Drive to Veterans	2,755.54	11,944.93
106965 / 101000	Safety	ENG	MS 570 from I-55 to US 51	100,145.49	185,637.77
106965 / 301000	Safety	CON	MS 570 from I-55 to US 51	330,438.10	330,438.10
106972 / 101000	State Projects	ENG	US 51 Bridge Replacement over Unnamed Stream [Bridge #12.1]	128,841.18	354,639.67
107132 / 799000	State Projects	CON	Town of Summit - Sidewalk Improvements including rehabilitation of sidewalks along	11,070.94	17,168.95

MS DEPARTMENT OF TRANSPORTATION
Construction Proj Expenditures by County
For Fiscal Year: 2017

Project #	Program	Project Type	Project Description	Fiscal Year Expenditures	Total Expenditures
Pike					
107182 / 301000	Pavement Rehabilitation	CON	US 98 (Pressley Blvd) from RR Bridge East 3.2 miles to the end of the 5-Lane in Mc	1,340,171.81	1,358,815.81
107272 / 302000	National Highway System(NH	CON	I-55 from Summit in Pike to Bogue Chitto Exit (OGFC Lift)	1,307,771.61	1,307,771.61
107368 / 799000	State Projects	ENG	City of McComb - Railroad Boulevard Improvements - lighting, intersection improvem	15,995.57	15,995.57
107382 / 101000	Emergency Relief	CON	SR 575 @ 2 sites: Site 1 approx 0.2 mi S of Dudley Rimes Rd Intersection & Site 2	20,920.76	20,920.76
107382 / 301000	Emergency Relief	CON	SR 575 @ 2 sites: Site 1 approx 0.2 mi S of Dudley Rimes Rd Intersection & Site 2	808,583.05	808,583.05
107605 / 101000	State Projects	ENG	SR 44 BOGUE CHITTO RIVER BRIDGE EAST TO	2,947.33	2,947.33
County Total				15,877,668.93	
Pontotoc					
102607 / 101000	Vision 21	ENG	SR 15 APD CORR"V" TO UNION CL	333,651.12	3,324,657.87
102607 / 105000	State Projects	ENG	SR 15 Access Road	12,358.19	125,378.94
102607 / 201000	Vision 21	ROW	SR 15 FROM APD CORR"V" [SR 6] TO UNION CL [I-21]	637,281.64	15,672,001.34
102607 / 301000	Vision 21	CON	SR 15 APD SR 6 to the Union CL	9,022,033.05	11,421,542.80
102607 / 305000	State Projects	CON	SR 15 Relocate QT Todd Rd @ Ashley	1,925,520.00	1,980,484.15
104643 / 120000	State Projects	ENG	SR 9 - Pontotoc/Union Counties	11,847.96	26,778.99
105094 / 201000	Vision 21	ROW	SR 9 from Pontotoc to US 78 at Sherman-Escrow only	-1,960.00	10,793,034.52
106858 / 101000	Safety	ENG	MS 9 @ MS 341	7,985.30	103,773.27
106858 / 201000	Safety	ROW	MS 9 @ MS 341	17,174.89	17,174.89
106974 / 101000	State Projects	ENG	SR 342 over Donaldson Creek [Bridge #0.2]	233,698.58	407,177.14
107048 / 301000	State Projects	CON	SR 345 from S of Center Hill Rd to SR 15 [305909]	56,218.57	540,912.33
107139 / 308000	State Projects	CON	SR 346 Cane Creek [Bridge # 2.9]	415,505.45	415,505.45
107520 / 101000	State Projects	ENG	US 278 @ Rocky Ford Road	22,727.82	22,727.82
107555 / 9000	State Projects	CON	US Highway 278 at State Route 345	1,626.01	1,626.01
County Total				12,695,668.58	
Prentiss					
100153 / 101000	State Projects	ENG	SR 145 BTW BALDWIN & BOONEVILLE (REPLACE	272,853.44	1,377,365.25
100153 / 103000	Bridge	ENG	SR 145 BTW BALDWIN & BOONEVILLE (REPLACE	332,108.55	417,429.84
100153 / 201000	Vision 21	ROW	SR 145 BETWEEN BALDWIN & BOONEVILLE BRIDGES # 249.1, # 257.5, # 248.1	90,005.63	450,281.29
100153 / 201500	Vision 21	ROW	SR 145 between Baldwin & Booneville	710,440.03	710,440.03
106007 / 401000	Safety	CON	City of Baldwin - Repair and construct sidewalks along Main Street from Cemetery	17,615.41	217,644.93
106906 / 701000	Surface Transportation Progr	CON	Northeast MS Community College - Sidewalk Improvments along Billy Ward Drive ar	234,340.96	234,340.96

Project #	Program	Project Type	Project Description	Fiscal Year Expenditures	Total Expenditures
*****	Prentiss	*****			
106906 / 799000	State Projects	ENG	Northeast MS Community College - Pedestrian improvements along Cunningham Bo	13,333.92	28,131.90
106990 / 101000	Safety	ENG	US 45 @ Ripley Road	15,983.45	79,119.82
106990 / 301000	Safety	CON	US 45 @ Ripley Road	729,631.82	729,631.82
107125 / 799000	State Projects		City of Booneville - Downtown Pedestrian Intersection Improvements - improve pede	13,175.15	17,004.75
County Total				2,429,488.36	
*****	Quitman	*****			
102624 / 101000	Bridge	ENG	SR 6 Replace 9 Bridges from SR 316 to Panola CL	478,104.43	1,648,473.66
102624 / 201000	State Projects	ROW	SR 6 Between Marks and Panola CL [Bridge #s 35.0, 35.6, 36.8 & 37.8]	693.91	66,633.65
102624 / 202000	State Projects	ROW	SR 6 through Marks [Bridge # 29.7]	5,030.34	54,523.38
102624 / 301000	Vision 21	CON	SR 6 between Marks & Panola CL (Bridge #s 35.0, 35.6, 36.8 & 37.8)	7,496,614.01	12,279,771.59
102624 / 302000	Bridge	CON	SR 6 through Marks (Bridge # 29.7)	3,346,558.80	4,215,565.22
102625 / 301000	State Projects	CON	SR 6 Replace four (4) Bridges from Coahoma CL to SR 316 [Bridge #s 22.3, 22.5, 2	5,752,525.97	7,987,873.33
102733 / 102000	Vision 21	ENG	SR 6 FROM QUITMAN COUNTY LINE TO PANOLA COUNTY LINE	1,986.76	650,745.91
103319 / 301000	Vision 21	CON	SR 315 between the Panola CL and the Tunical CL at Pompey Ditch [Bridge # 13.2]	9,752.49	1,982,514.96
103421 / 210000	State Projects	ROW	STATEWIDE WETLANDS BANK- O-Keefe	11,607.74	11,607.74
107365 / 799000	State Projects		Quitman County BOS - Amtrak Station - construction of a platform and paved area it	9,355.00	9,540.82
County Total				17,112,229.45	
*****	Rankin	*****			
100551 / 106000	Special Projects(Demo)	ENG	ACCESS RD BT I-55 IN JACKSON TO SR 475	90,101.13	99,303.17
100579 / 1000	State Projects	ENG	SR 471 FROM US 80 TO SR 25	8,352.20	4,123,188.04
100579 / 101000	Surface Transportation Progr	ENG	SR 471 from US 80 to North of Hillcrest Drive	3,249.41	1,639,279.91
100579 / 102000	State Projects	ENG	SR 471 from Hillcrest Drive to SR 25	3,523.59	371,240.17
100579 / 103000	State Projects	ENG	SR 471 & US 80 Intersection turn lane	57,479.14	68,545.90
100579 / 201000	Surface Transportation Progr	ROW	SR 471 FROM US 80 TO Just North of HILLCREST DRIVE (CONST 5 LN)[sta 17	21,607.58	15,385,400.18
100579 / 203000	Surface Transportation Progr	ROW	SR 471 & US 80 Intersection turn lane	898,244.41	898,244.41
100579 / 301000	Surface Transportation Progr	CON	SR 471 from US 80 to Grants Ferry Road (CONST 5 LN)	8,591,096.84	37,905,106.75
100579 / 301100	State Projects	CON	SR 471 from US 80 to Grants Ferry Road (CONST 5 LN).	21,307.93	90,378.61
100588 / 201000	Safety	ROW	SR 43 FM CROSSROADS TO I-20 (REALIGN - 3R)	16.00	3,257,882.07
100588 / 301000	Safety	CON	SR 43 FM CROSSROADS TO I-20 (REALIGN - 3R)	15,903.59	11,478,851.25
100615 / 1000	Surface Transportation Progr	ENG	US 80 BT BRANDON AND MORTON-PE FOR BR RE	6,536.35	1,405,155.34

For Fiscal Year: 2017

Project #	Program	Project Type	Project Description	Fiscal Year Expenditures	Total Expenditures
*****	Rankin	*****			
100615 / 201000	Bridge	ROW	US 80 BT BRANDON AND SCOTT CL (7 BR, 60.8-72.9)	118,315.56	1,489,841.31
100615 / 301000	Vision 21	CON	US 80 BT BRANDON AND SCOTT CL (6 BR, 66.9-72.9)	1,411.17	13,575,642.63
102046 / 101000	Surface Transportation Progr	ENG	SHORT RANGE STUDY AND PE FROM US 49 FM FLORENCE TO SCALE AREA [931,917.31	7,053,294.53
102046 / 102000	State Projects	ENG	US 49 FM FLORENCE TO SCALE AREA	4,431.03	133,815.75
102046 / 102100	State Projects	ENG	US 49 FM FLORENCE TO SCALE AREA (RR)	2,178.87	2,178.87
102046 / 201000	National Highway System(NH	ROW	US 49 BETWEEN STEEN CREEK SOUTH OF FLORENCE AND GUNTER ROAD [42,223.80	3,811,737.80
102046 / 202000	Vision 21	ROW	* US 49 FROM GUNTER ROAD NORTH TO STATION 813+20	108,224.95	8,035,651.31
102046 / 203000	Vision 21	ROW	* US 49 FROM STATION 813+20 TO 1000 FT NORTH OF RICHLAND CREEK (SC/	16,000.66	15,619,252.77
102046 / 204000	Vision 21	ROW	US 49 FM FLORENCE TO SCALE AREA	3,628,529.64	10,381,367.37
103215 / 101000	Special Projects(Demo)	ENG	E Metro Corridor Fm I 20 to Sr 25 PE - Demo MS015	2,221.46	1,899,599.35
103215 / 102000	Special Projects(Demo)	ENG	E Metro Corridor Fm I 20 to SR 25	4,757.91	98,205.98
103215 / 201000	Special Projects(Demo)	ROW	E Metro Corridor Fm I 20 to Sr 25 --Construct East Metropolitan Corridor linking I-20	85.32	291,605.05
103215 / 799002	State Projects		East Metro Corridor Commission - South Connector Road to El Dorado/Cooper Roa	4,058.70	59,293.25
103215 / 799003	State Projects		East Metro Corridor Commission - El Dorado Road South to South Connector Road.	1,016.35	1,499.06
103215 / 801000	Special Projects(Demo)	CON	East Metro Corridor Commission - El Dorado/Cooper Road Intersection to MS 25.	755.00	8,933,477.29
103215 / 802000	Special Projects(Demo)	CON	East Metro Corridor Commission - El Dorado/Cooper Road Connector to Old Brandc	4,412,251.12	4,704,280.99
103215 / 822000	Special Projects(Demo)	ROW	EMCC - ROW Services from El Dorado / Cooper Road Connector to Old Brandon R	4,963.35	36,671.84
103215 / 823000	Special Projects(Demo)	ROW	E Metro Corridor Fm I 20 to Sr 25 Phase 3 and Phase 4	2,816,029.04	2,835,228.78
103408 / 301000	Surface Transportation Progr	CON	SR 468 FM 2.6 MI N OF US 80 TO SR 475	3,364.19	14,795,554.54
103408 / 301100	State Projects	CON	SR 468 FM 2.6 MI N OF US 80 TO SR 475 (CE&I)	102,741.94	2,049,211.83
103421 / 206000	Surface Transportation Progr	ROW	STATEWIDE WETLANDS BANK - LUCKNEY PLOT	4,354,136.10	18,743,979.54
104101 / 101000	Vision 21	ENG	SR 25 FR SR 475 TO SR 471 (ADD 2 LANES)	205,331.88	3,068,163.29
104101 / 101100	Vision 21	ENG	SR 25 FR SR 475 TO SR 471 (ADD 2 LANES)	6,452.72	84,643.45
104101 / 102000	State Projects	ENG	SR 25 FR SR 475 TO SR 471 New Signal Design	13.00	27,485.04
104101 / 103000	State Projects	ENG	SR 25 Frontage Road	1,917.63	7,290.46
104101 / 201000	State Projects	ROW	SR 25 FR SR 475 TO GRANTS FERRY (ADD 2 LANES)	392,327.35	2,199,324.71
104101 / 203000	Special Projects(Demo)	ROW	SR 25 Construction of new Frontage Road	18,562.98	18,562.98
104101 / 301000	Special Projects(Demo)	CON	SR 25 from SR 475 to Grants Ferry (ADD 2 LANES)	13,944,210.26	29,197,420.81
104422 / 101000	Surface Transportation Progr	ENG	SR 477 FR US 80 TO SR 25 (Paving)	67,594.75	67,594.75
104422 / 701000	Surface Transportation Progr	CON	City of Pearl - SR 477 FR US 80 TO SR 25 (HB 1449-WRP)	61,216.85	8,564,537.46
104422 / 799000	State Projects		City of Pearl - SR 477 FR US 80 TO SR 25 (HB 1449-WRP)	38,272.92	63,927.42
104517 / 814000	Special Projects(Demo)	ENG	ROSS BARNETT RESERVIOR WATER TAXI PROJECT	11,282.54	11,282.54
104626 / 801000	Special Projects(Demo)	CON	Rankin County Board of Supervisors - Old Fannin Road between Spillway Road and	26,871.05	8,037,560.95

MS DEPARTMENT OF TRANSPORTATION
Construction Proj Expenditures by County

For Fiscal Year: 2017

Project #	Program	Project Type	Project Description	Fiscal Year Expenditures	Total Expenditures
*****	Rankin	*****			
105068 / 799000	State Projects	CON	Pearl-Richland Intermodal Connector-S 49 to Pearson Rd. (PE for Environmental	40,326.89	65,183.17
105068 / 812000	Special Projects(Demo)	ENG	Pearl-Richland Intermodal Connector Cont - Preliminary Engineering for Design	85,527.85	961,521.27
105165 / 701000	Urban	CON	City of Florence- Reconsturct Williams Road from Highway 468 to Florence City Lir	30,038.71	703,879.55
105249 / 177000	State Projects	ENG	Signal Retiming for MS 25 (Lakeland Dr.) from the Hinds Co. Line to Highland Bluff E	1,944.50	1,944.50
105274 / 799000	State Projects	CON	City of Richland - Highway 149 @ Conway Slough, relocate Riverview Drive to a allo	1,777.20	5,087.19
105274 / 801000	Special Projects(Demo)	CON	City of Richland - Highway 149 @ Conway Slough, relocate Riverview Drive to a allo	2,945.78	2,945.78
105274 / 811000	Special Projects(Demo)	ENG	City of Richland - Highway 149 Overpass improvements and upgrade/highway 149 ir	82,164.83	323,827.72
105536 / 101000	Safety	ENG	I-20 West Brandon Interchange in Rankin	4,828.77	773,631.49
105536 / 201000	Safety	ROW	I-20 West Brandon Interchange in Rankin County, relocation of on-ramp.	513.53	3,452,535.44
105536 / 301000	Safety	CON	I-20 West Brandon Interchange/relocation of on-ramp	173,678.78	10,743,009.37
105536 / 302000	State Projects	CON	I-20 West Brandon Interchange/Pile encasement repairs	731.05	318,555.08
105555 / 799000	State Projects	CON	City of Brandon - Construct East Brandon By-Pass Road between Hwy 80 and Hwy	1,896.33	3,490.18
105617 / 101000	Pavement Rehabilitation	ENG	I-20 FROM EAST BRANDON TO SCOTT CL	2,465.43	83,893.46
105617 / 301000	Pavement Rehabilitation	CON	I-20 from East Brandon to Scott CL	25,148,238.24	25,180,850.62
106347 / 701000	Surface Transportation Progr	CON	City of Flowood - Wirtz Road Bike Trail - construction of a new asphalt paved multi-u	502,758.24	959,251.96
106347 / 799000	State Projects	CON	City of Flowood Wirtz Road Bike Trail project	2,346.66	16,915.04
106388 / 303000	Pavement Rehabilitation	CON	I-20 from Pearl River to 1800 Ft East of Pearl River WB Lanes	146,179.92	167,121.07
106393 / 101000	State Projects	ENG	I-20 FM CROSSGATES TO EAST BRANDON	12,566.13	13,941.01
106393 / 301000	Pavement Rehabilitation	CON	I-20 from Crossgates to East Brandon	431,139.69	431,139.69
106488 / 101000	Safety	ENG	MS 25 from SR 475 to Highland Bluff Elem School	5,992.45	189,328.10
106817 / 701000	Urban	CON	City of Pearl - Installation of traffic signals at the intersections of US Highway 80 & F	2,105.77	367,905.64
106826 / 799000	State Projects	CON	City of Brandon - Downtown HWY 80 replacing & expanding of a box culvert near Lo	3,000.27	39,128.64
106847 / 701000	Surface Transportation Progr	CON	City of Florence - Eagle Post Road Bicycle Path - removing existing shoulder gravel	1,440.98	1,440.98
106847 / 799000	State Projects	CON	City of Florence - Erlich Road Bike Lane Project	536.75	2,717.96
106870 / 301000	Safety	CON	Install an Roadway Weather Information System (RWIS) on I-55 SB to I-20 EB Flyov	22,358.25	220,661.29
106880 / 701000	Urban	CON	City of Brandon - Resurfacing Project Sunset Drive from Overby Street to Louis Wils	4,785.43	105,794.11
106914 / 301000	Bridge	CON	SR 475 0.1 mile South of SR 25 in Flowood @ Hog Creek	188.88	613,946.97
106979 / 101000	State Projects	ENG	SR 18 over Dabbs Creek [Bridge #83.4]	8,061.66	73,593.52
107088 / 302000	Surface Transportation Progr	CON	SR 25 from SR 43 to Scott CL	143,522.83	2,495,588.85
107187 / 302000	Pavement Rehabilitation	CON	US 80 from Hinds CL to 0.766 Mi East of Bierdeman Rd	2,709,324.05	2,709,324.05
107262 / 101000	State Projects	ENG	US 80 @ College Drive/Baugh Street	54,582.51	54,582.51
107262 / 301000	Surface Transportation Progr	CON	US 80 @ College Drive/Baugh Street	89,407.77	89,407.77
107319 / 101000	State Projects	ENG	Prep of Cost/Benefit Analysis - US 49	16,100.46	16,100.46

For Fiscal Year: 2017

Project #	Program	Project Type	Project Description	Fiscal Year Expenditures	Total Expenditures
*****	Rankin	*****			
107377 / 301000	Pavement Rehabilitation	CON	SR 18 From Brandon to SR 43	2,406,571.74	2,406,571.74
107377 / 302000	Pavement Rehabilitation	CON	SR 18 From SR 43 to Smith County Line	1,070,269.55	1,070,269.55
107402 / 101000	State Projects	ENG	I-55 @ I-20 West [Bridge # 93.1]	19,022.31	19,022.31
107402 / 301000	Bridge	CON	I-55 @ I-20 West [Bridge # 93.1]	197.55	197.55
107499 / 799000	State Projects		City of Pearl - I-20/Pearson Road	253.23	253.23
County Total				74,280,876.54	
*****	Scott	*****			
102362 / 201000	Bridge	ROW	SR 501 REPLACE BR. AT LEAF RIVER (18.7)	-3,025.00	112,784.55
102362 / 301000	Vision 21	CON	SR 501 @ Leaf River [Bridge # 18.7]	1,314.25	2,264,858.54
102365 / 101000	State Projects	ENG	SR 483 BT FORKVILLE AND LUDLOW (4.3)	68,955.97	68,955.97
104211 / 301000	Vision 21	CON	SR 35 between Harperville & Leake CL [Bridge # 121.9]	1,471,322.61	2,480,228.98
105870 / 302000	Interstate	CON	I-20 from SR 481 to SR 35 (Box culverts and paving)	228,266.64	228,266.64
107088 / 303000	Surface Transportation Progr	CON	SR 25 from Rankin CL to Leake CL	67,854.08	1,406,562.41
107258 / 303000	National Highway System(NH	CON	Slide Repair on SR 25	42.66	42.66
107400 / 101000	State Projects	ENG	I-20 @ Hill Road [Bridge # 84.9]	14,130.46	14,130.46
107433 / 301000	Pavement Rehabilitation	CON	SR 21 frm SR 35 to Steele	776,673.35	776,673.35
107433 / 302000	Pavement Rehabilitation	CON	SR 35 frm I-20 to SR 21	331,054.39	331,054.39
County Total				2,956,589.41	
*****	Sharkey	*****			
105836 / 101000	Bridge	ENG	SR 16 BRIDGE REPLACEMENT #14.4	101,474.05	504,513.99
105836 / 201000	Vision 21	ROW	SR 16 Bridge Replacement [Bridge #14.4]	12,547.27	78,929.32
105836 / 201500	Vision 21	ROW	SR 16 BRIDGE REPLACEMENT #14.4	129,313.63	129,313.63
105836 / 301000	Vision 21	CON	SR 16 [Bridge #14.4]	476,229.23	476,229.23
106446 / 102000	State Projects	ENG	SR 14 from Issaquena CL to SR 826	45,387.09	109,398.19
106446 / 202000	State Projects	ROW	SR 14 from Issaquena CL to SR 826	274,836.40	481,488.54
106687 / 101000	State Projects	ENG	SR 826 FROM SR 14 TO US 61	7,613.73	122,350.23
106687 / 102000	Surface Transportation Progr	ENG	SR 826 AT INTERSECTIONS SR 14 TO US 61	-4,540.09	115,715.52
106867 / 701000	Surface Transportation Progr	CON	Sharkey County BOS - Anguilla Walking Trail located at the Anguilla School Public P	21,278.81	21,278.81
106867 / 799000	State Projects		Sharkey County BOS - Pedestrian Path at the Anguilla School Public Park located b	1,449.71	4,229.94

MS DEPARTMENT OF TRANSPORTATION
Construction Proj Expenditures by County

For Fiscal Year: 2017

Project #	Program	Project Type	Project Description	Fiscal Year Expenditures	Total Expenditures
*****	Sharkey	*****			
107210 / 101000	State Projects	ENG	Theodore Roosevelt/Holt Collier Visitor	85,548.23	136,632.71
County Total				1,151,138.06	
*****	Simpson	*****			
100881 / 101100	State Projects	ENG	SR 28 at Strong River, Big Creek, and Quinn Creek Bridge Hydraulic Recommendation	78,869.43	337,976.28
101838 / 101000	State Projects	ENG	SR 149 four (4) bridges between SR 13 & US 49 - 128.2, 128.6, 131.7, 131.4.	180,671.57	849,225.41
106740 / 701000	Urban	CON	City of Magee- US HWY 49 Frontage Rd from 4th Avenue to Main Avenue South	-8.60	300,197.49
106740 / 799000	State Projects	CON	City of Magee- US Hwy 49 Frontage Rd from 4th Avenue to Main Avenue South	853.46	18,351.74
106891 / 701000	Surface Transportation Progr	CON	City of Mendenhall - US Highway 49 & Highway 13 Landscaping and Beautification -	123,894.37	123,894.37
106891 / 799000	State Projects	CON	City of Mendenhall - Landscaping	7,769.83	19,419.31
106971 / 101000	State Projects	ENG	SR 28 Bridge Replacement over Tanyard Creek [Bridge # 77.6]	54,497.89	164,298.33
107139 / 111000	State Projects	ENG	SR 28 over the Strong River [Bridge #73.6]	248.79	30,846.61
107139 / 311000	State Projects	CON	SR 28 over the Strong River [Bridge #73.6]	933,422.49	933,422.49
107227 / 303000	Safety	CON	Upgrade Railroad Crossings - Teapot near Mendenhall DOT# 305 421G [CN RR]	2,796.43	2,796.43
107248 / 101000	Safety	ENG	US 49 Safety Improvements	465,275.69	465,275.69
107248 / 101100	State Projects	ENG	US 49 Safety Improvements	12,591.67	12,591.67
107253 / 307100	Safety	CON	MS 43 between MS 13 and MS 28 Repaving two curves.	119,007.22	119,007.22
107370 / 101000	State Projects	ENG	SR 43 .5 miles south of SR 28	46,824.50	46,824.50
107526 / 101000	State Projects	ENG	SR 13, from the Jefferson Davis CL SR 28	18,870.69	18,870.69
County Total				2,045,585.43	
*****	Smith	*****			
106078 / 101000	State Projects	ENG	Intersection of SR 28 at SR 37 in Taylorsville.	224,879.92	1,168,603.26
106078 / 201000	Vision 21	ROW	Intersection of SR 28 at SR 37 in Taylorsville.	75,038.75	75,038.75
106576 / 701000	Surface Transportation Progr	CON	Town of Taylorsville - Bicycle & Pedestrian path in the downtown area adjacent to an	56,055.33	56,055.33
106576 / 799000	State Projects	CON	Town of Taylorsville - Bicycle & Pedestrian path in the downtown area adjacent to an	5,693.64	23,166.90
107178 / 101000	State Projects	ENG	SR 28 at Leaf River [Bridge # 116.3]	119,326.81	130,463.14
County Total				480,994.45	
*****	Stone	*****			
101650 / 1000	Vision 21	ROW	SR 15 FROM RAMSEY TO 1.3 MILES NORTH OF STONE COUNTY LINE (see pro.	-21,550.00	1,424,717.89
106898 / 799000	State Projects	CON	MS Gulf Coast Community College - Construction of a 1/4 mile walking trail to conne	2,638.62	4,035.00

Project #	Program	Project Type	Project Description	Fiscal Year Expenditures	Total Expenditures
Stone					
106900 / 799000	State Projects	CON	City of Wiggins - Multi Use Pathway Phase 2 - Pedestrian and Bikeway Plan for east	168.26	3,253.95
107188 / 301000	Pavement Rehabilitation	CON	US 49 from 10 Mile Creek North 4.1 miles	3,020,582.12	3,020,978.66
107469 / 302000	Pavement Rehabilitation	CON	US 49 from Harrison CL north 2.268 miles	251.16	251.16
County Total				3,002,090.16	
Sunflower					
102155 / 202000	Other	ROW	SR 8 FROM BOLIVAR C.L. TO RULEVILLE (ADD 2 LNS)	-9,824.04	4,438,450.10
102155 / 304000	Vision 21	CON	SR 8 FROM BOLIVAR C.L. TO RULEVILLE ADD 2 LANES [I-36]	108,222.71	17,795,771.57
106464 / 304000	Safety	CON	Upgrade RR-SR 49/MLK near Indianola: Sunflower County. DOT 295 971C	15,515.08	15,515.08
106873 / 799000	State Projects	CON	City of Indianola - Downtown Entertainment District Streetscape by upgrading the int	1,940.31	3,756.24
106876 / 799000	State Projects	CON	MS Delta Community College - Sidewalk system on the Moorhead campus including	1,622.24	3,676.17
106912 / 101000	Bridge	ENG	SR 8 @ Quiver River [Bridge # 31.2]	127,006.22	148,711.41
106989 / 101100	State Projects	ENG	US 49W @ MS 3	722.13	911.09
107019 / 303100	Bridge	CON	Bridge Joint Repair District 3	204,158.47	204,158.47
107180 / 799000	State Projects	CON	City of Moorhead - Hwy 3 Streetscape Improvements - installation of lighting along F	4,532.78	4,532.78
County Total				453,895.90	
Tallahatchie					
102383 / 101000	Bridge	ENG	SR 32 BETWEEN WEBB AND CHARLESTON - General Obligation Bond	35,120.84	2,923,588.64
102383 / 102000	State Projects	ENG	SR 32 between Webb & Charleston (Bridge # 45.6, 46.2 & 47.0)	19,575.16	154,425.62
102383 / 201000	State Projects	ROW	SR 32 BETWEEN WEBB AND CHARLESTON (Bridge #s 43.1, 43.5 & 43.7)	45,689.02	259,844.91
102383 / 202000	State Projects	ROW	SR 32 between Webb & Charleston (Bridge # 45.6, 46.2 & 47.0)	122,452.84	122,452.84
102383 / 203000	State Projects	ROW	SR 32 BETWEEN WEBB AND CHARLESTON (BRIDGE #s 48.6, 48.8, 49.1, 49.5, 5	688,726.43	1,690,254.59
102383 / 204000	State Projects	ROW	SR 32 BETWEEN WEBB AND CHARLESTON (BRIDGE #s 53 & 53.3)	17,832.25	59,825.91
102383 / 301000	State Projects	CON	SR 32 between Webb & Charleston [Bridge #s 43.1, 43.5, 43.7 & RR Bridge]	4,788,545.25	4,789,154.77
102383 / 304000	State Projects	CON	SR 32 between Webb & Charleston [Bridge #s 53 & 53.3]	2,710,356.72	2,710,616.46
105343 / 101000	State Projects	ENG	US 49 Replace Bridge across Hopson Bayou (Bridge # 295.3)	229,419.73	348,230.24
105343 / 201000	State Projects	ROW	US 49 Replace Bridge across Hopson Bayou (Bridge # 295.3)	12,879.48	12,879.48
105344 / 101000	State Projects	ENG	US 49E Replace Bridge # 278.4 across Black Bayou	248,660.80	326,298.98
105344 / 201000	State Projects	ROW	US 49E Replace Bridge # 278.4 across Black Bayou	61,958.80	61,958.80
107000 / 305000	Safety	CON	Upgrade Railroad Crossings - Fredric near Glendora - CN RR - DOT# 300 674X	2,740.93	2,740.93
107366 / 799000	State Projects	CON	City of Charleston - Pedestrian Improvements on MS Hwy 32 - multiphase streetscaj	3,483.53	3,483.53

For Fiscal Year: 2017

Project #	Program	Project Type	Project Description	Fiscal Year Expenditures	Total Expenditures
*****	Tallahatchie	*****			
107372 / 799000	State Projects		Town of Summer - Sidewalk Improvements - rehabilitate the sidewalks and crosswalk	1,895.57	1,895.57
County Total				8,989,337.35	
*****	Tate	*****			
102207 / 201000	Surface Transportation Progr	ROW	SR 4 FROM SR 305 TO MARSHALL C/LSTP-FY00(001)	674.28	533,166.38
103330 / 101000	Vision 21	ENG	SR 3 FROM THE PANOLA CL TO THE TUNICA CL [BRIDGE #s 181.6, 181.9, 183.£	333,366.23	1,068,674.53
103330 / 201000	Vision 21	ROW	SR 3 from the Panola CL to the Tunical CL [Bridge #s 181.6 & 181.9]	103,816.96	103,816.96
105335 / 102100	State Projects	ENG	US51 REPLACE BRIDGE #278.3	37,528.41	428,880.83
105335 / 102200	State Projects	ENG	US 51 REPLACE BRIDGE [Bridge # 278.3]	549.00	60,800.60
105335 / 201000	Vision 21	ROW	US 51 REPLACE BRIDGE	654.93	2,389.45
105335 / 301000	Vision 21	CON	US 51 [Bridge # 278.3]	10,882,642.77	10,884,397.39
106682 / 401000	Safety	CON	City of Senatobia-Infrastructure improvements in the vicinity of Senatobia Elementar	65,379.25	65,379.25
106682 / 799000	State Projects		City of Senatobia	649.85	15,175.35
107214 / 101000	Bridge	ENG	I-55 replace twin bridges over Hickahala Creek and relief bridges (267.6 A&B and 26	282,551.04	348,663.27
107214 / 101100	State Projects	ENG	I-55 replace bridge over Hickahala Creek and relief bridges (266.8 A&B) Interim Rep	6,294.38	83,904.93
107420 / 101000	Bridge	ENG	I-55 replace twin bridges over SR 306	239,992.52	239,992.52
107438 / 101000	State Projects	ENG	US 51 at Main Street	61,112.42	61,112.42
County Total				12,015,212.04	
*****	Tippah	*****			
101631 / 1000	Vision 21	ENG	SR15 From Union cl to 1 mi N of SR4 @ Ripley	48,547.35	4,043,021.11
101631 / 201000	Vision 21	ROW	SR 15 FROM 1.7 MILES NORTH OF THE UNION CL TO 1 MILE NORTH OF SR 4	66,700.59	19,279,394.66
101632 / 1000	Vision 21	ENG	SR 15 FROM 1 MILE NORTH OF SR 4 TO NORTH CORP LIMIT OF FALKNER	754.35	3,794,950.39
101632 / 101000	Vision 21	ENG	SR15 frm 1 mile N of SR4 to N of Falkner	29,311.78	727,402.24
104098 / 101000	Surface Transportation Progr	ENG	SR 15: REPL BOX CULV 1.2 MI S OF US 72	87,551.99	289,946.79
105628 / 799000	State Projects		South Tippah School District - Repair and construct sidewalks along Mill Street, Sou	3,237.20	13,402.29
105890 / 101000	State Projects	ENG	SR 2 from existing SR 15 to SR 15 Bypass	30,580.22	705,969.86
105890 / 102000	Surface Transportation Progr	ENG	SR 2 from existing SR 15 to SR 15 Bypass	139,588.21	253,909.26
106685 / 701000	Urban	CON	City of Ripley-Main Street-Sidewalks-Repair and Construction of Sidewalks on Main	22,516.34	185,908.88
106685 / 799000	State Projects		City of Ripley-Main Street-Sidewalks-Repair and Construction of Sidewalks on Main	464.24	23,167.91
107199 / 301000	Pavement Rehabilitation	CON	SR 4 from SR 15 to Prentiss CL	3,923,186.00	3,958,604.08
107223 / 301000	Safety	CON	GT-065 Upgrade RR - Big M near Blue Mountain DOT#930 371 C [95% MDA Funds]	215.71	215.71

For Fiscal Year: 2017

Project #	Program	Project Type	Project Description	Fiscal Year Expenditures	Total Expenditures
*****	Tippah	*****			
107367 / 799000	State Projects	*****	Town of Walnut - Sidewalk Improvement - Construction of sidewalks starting at the V	6,349.17	6,349.17
County Total				4,359,003.15	
*****	Tishomingo	*****			
106092 / 101000	State Projects	ENG	SR 172 Bridge Replacement @ Little Yellow Creek & Ellington Branch [Bridge #s 0.0	256,808.63	446,017.59
106857 / 101000	Safety	ENG	SR 25 Low Cost Safety Improvements	2,726.85	91,203.95
106857 / 102000	Safety	ENG	SR 25 Low Cost Safety Improvements	252,073.08	252,073.08
107194 / 799000	State Projects		MS 172 Burnsville FLAP	8,293.51	8,293.51
County Total				519,902.07	
*****	Tunica	*****			
106108 / 101000	State Projects	ENG	SR 4 Bridge Replacement [Bridge # 12.1]	153,600.58	355,766.72
106108 / 201000	Vision 21	ROW	SR 4 Bridge Replacement [Bridge # 12.1]	99,572.58	101,471.05
106108 / 201500	Vision 21	ROW	SR 4 Bridge Replacement [Bridge # 12.1]	8,649.74	8,649.74
106798 / 315000	Safety	CON	Upgrade Railroads-Pritchard-CNRR - DOT# 300 556V	2,841.11	78,548.21
107439 / 101000	Surface Transportation Progr	ENG	I-69 from Desoto CL to Arkabutia Dam Rd	314,392.83	314,392.83
107439 / 101100	State Projects	ENG	I-69 from Desoto CL to Arkabutia Dam Rd	584,155.31	584,155.31
County Total				1,163,212.15	
*****	Union	*****			
101630 / 201000	Vision 21	ROW	SR 15 FROM KINGS CR SOUTH OF NEW ALBANY TO THE TIPPAH CL	995.41	16,438,831.95
101630 / 301000	Vision 21	CON	SR 15 FROM KINGS CR SOUTH OF NEW ALBANY TO 6 MILES SOUTH OF THE	1,476.38	22,718,745.76
101630 / 302000	Vision 21	CON	SR 15 FROM 7 MILES SOUTH OF THE TIPPAH CL TO THE TIPPAH CL	9,925.88	17,694,142.40
102381 / 102100	State Projects	ENG	SR 30 BETWEEN NEW ALBANY & PRENTISS CL	61,216.92	300,506.77
102381 / 302000	Bridge	CON	SR 30 between New Albany & Prentiss CL [Bridge #s 40.0 & 40.1]	29,388.78	29,388.78
102607 / 102000	Vision 21	ENG	SR 15 PONTOTOC CL TO KINGS CR S. OF NEW ALBANY	4,450.57	332,030.80
102607 / 202000	Vision 21	ROW	SR 15 Pontotoc CL to King's Creek South of New Albany	60,163.62	8,554,963.13
102607 / 202100	Vision 21	ROW	SR 15 Pontotoc CL to King's Creek South of New Albany	83,693.69	1,911,537.54
104095 / 111000	State Projects	ENG	US 78: Repair Bridge Decks	-803.37	82,738.41
104095 / 302000	Vision 21	CON	* US 78 FROM SR 30 TO SR 15 - I-22 UPGRADE	1,949.29	19,066,943.18
104095 / 311000	National Highway System(NH	CON	US 78: Repair bridge deck of Little Tallahatchie River Bridge and Central/Carter Ave	2,509,329.17	3,446,818.71
106088 / 101000	State Projects	ENG	SR 178 Bridge Replacement #55.3	70,863.62	70,863.62

MS DEPARTMENT OF TRANSPORTATION
Construction Proj Expenditures by County

For Fiscal Year: 2017

Project #	Program	Project Type	Project Description	Fiscal Year Expenditures	Total Expenditures
*****	Union	*****			
106411 / 701000	Surface Transportation Progr	CON	City of New Albany- Expansion of existing trails and upgrage from 5 ft to 10 ft width	16,253.45	171,036.27
106411 / 799000	State Projects		City of New Albany- Expansion of existing trails and upgrage from 5 ft to 10 ft width	1,214.72	8,496.76
106602 / 303000	Safety	CON	Upgrade RR Crossings on CR 478 in Myrtle City DOT# 667 288D	10,608.25	136,330.15
106606 / 306000	Safety	CON	Upgrade RR Crossings on CR 216 in the City of Blue Springs DOT#667 309U	9,808.14	200,534.26
106798 / 317000	Safety	CON	Upgrade Railroads-SR 9 near Blue Springs - BNSF RR - DOT# 667 314R	111,645.35	111,645.35
106798 / 318000	Safety	CON	Upgrade Railroads-County Road 265 near Blue Springs - BNSF RR - DOT# 673 600	87,072.17	90,306.28
106798 / 320000	Safety	CON	Upgrade Railroads-County Road 254 near Blue Springs - BNSF RR - DOT# 667 308	871.81	131,813.94
107000 / 306000	Safety	CON	Upgrade Railroad Crossings - Graham near Myrtle - BNSF RR - DOT# 667 285H	87,562.45	224,456.20
107000 / 307000	Safety	CON	Upgrade Railroad Crossings - RR near New Albany - BNSF RR - DOT# 667 300H	2,170.47	156,242.36
107000 / 308000	Safety	CON	Upgrade Railroad Crossings - Springdale near Myrtle - BNSF RR - DOT# 667 284B	37,916.77	114,599.29
County Total				3,197,773.54	
*****	Walthall	*****			
107086 / 301000	Surface Transportation Progr	CON	US 98 from SR 198 to Marion CL (5.078 Miles).	132,708.96	1,909,780.77
107302 / 101000	Emergency Relief	ENG	SR 48 south and north shoulders E of 198	82.72	222.43
107302 / 301000	Emergency Relief	CON	SR 48 south and north shoulders E of 198	58,564.26	58,564.26
107309 / 301000	Emergency Relief	CON	US 98, bridge 106.6B	12,971.12	12,971.12
107348 / 101000	Emergency Relief	ENG	SR 198 [Bridge # 62.3]	2,551.78	2,551.78
107348 / 301000	Emergency Relief	CON	SR 198 [Bridge # 62.3]	91,732.87	91,732.87
County Total				298,611.71	
*****	Warren	*****			
100367 / 2000	Special Projects(Demo)	ENG	* I-20 FROM MISS RIVER THRU VICKSBURG - EARMARK	1,468.05	2,701,023.08
100367 / 102000	Special Projects(Demo)	ENG	I-20 FROM INDIANA AVE TO EAST OF US 61N INTERCHANGE	2,112,071.87	2,128,827.38
100367 / 202000	State Projects	ROW	I-20 FROM MISS RIVER THRU VICKSBURG	616.32	616.32
104299 / 101000	Special Projects(Demo)	ENG	* I-20 SOUTH FRONTAGE ROAD EXTENSION TO US 80 [EARMARK MS 051 and	253,539.94	794,546.85
104299 / 201000	Special Projects(Demo)	ROW	I-20 South Frontage Rd Extension to US 80	509,270.69	6,545,727.11
105923 / 301000	Pavement Rehabilitation	CON	I-20 from RR Bridge near Washington St to Mile Marker 6 east of Clay Street	7,973,532.05	7,990,119.70
106110 / 101000	State Projects	ENG	SR 465 Bridge Replacement # 15.7 & 2.6	135,831.53	393,387.91
106418 / 301000	Safety	CON	US 61 @ Oak Ridge Road	45.24	1,041,968.07
106659 / 101000	State Projects	ENG	Benefit/Cost Analysis: I-20 Bridge Over Mississippi River at Vicksburg	731.14	114,616.23
106875 / 799000	State Projects		City of Vicksburg - Yazoo and Mississippi Valley Railroad Depot stabilization, restora	484.50	2,485.51

MS DEPARTMENT OF TRANSPORTATION
Construction Proj Expenditures by County
For Fiscal Year: 2017

Project #	Program	Project Type	Project Description	Fiscal Year Expenditures	Total Expenditures
*****	Warren	*****			
107226 / 301000	Bridge	CON	Washington Street over I-20 [Bridge # 1.0]	827,773.46	827,773.46
107398 / 101000	State Projects	ENG	I-20 West to US 61 South Ramp [Bridge # 1.7]	28,724.78	28,724.78
107480 / 101000	State Projects	ENG	I-20 South Frontage Road in Vicksburg	20,194.20	20,194.20
107480 / 301000	State Projects	CON	I-20 South Frontage Road in Vicksburg	508,731.06	508,731.06
107560 / 101000	State Projects	ENG	SR 465 Muddy Bayou (Bridge #15.7)	191,104.25	191,104.25
107560 / 301000	State Projects	CON	SR 465 Muddy Bayou (Bridge #15.7)	640,367.05	640,367.05
County Total				13,204,486.13	
*****	Washington	*****			
100332 / 109000	State Projects	ENG	MISSISSIPPI RIVER BRIDGE PIERS 37 & 38 CAP BEAM STRENGTHENING	508.23	12,451.52
100332 / 309000	State Projects	CON	GREENVILLE BR OVER MS RIVER ON US 82 (CE&I and Construction repair)	26,066.86	84,065.10
106109 / 101000	State Projects	ENG	SR 12 [Bridge# 23.9]	44,609.09	178,962.44
106532 / 101000	State Projects	ENG	Hwy 82 abandoned RR bridge removal in Leland	1,883.95	363,119.86
106532 / 301000	National Highway System(NH)	CON	Hwy 82 abandoned Railroad bridge removal in Leland	2,715,584.87	5,092,168.03
106560 / 701000	Surface Transportation Progr	CON	City of Greenville - Full interior and partial exterior renovation of the Yazoo & Mississ	237,335.56	237,335.56
106560 / 799000	State Projects	CON	City of Greenville - Rehabilitation of the Yazoo & Mississippi Valley 1910 Railroad De	1,076.29	3,514.85
106718 / 101000	Bridge	ENG	Biannual Inspection of the US 82 Bridge	2,856.35	419,621.68
106718 / 107000	Bridge	ENG	US 82 In-Depth NBI Inspection - Greenville	759,415.21	759,584.92
106775 / 701000	Urban	CON	City of Leland - Mill & Overlay North Deer Creek between Main to South Blvd, 3rd St	29,579.35	358,968.93
106775 / 799000	State Projects	CON	City of Leland - Mill & Overlay North Deer Creek between Main to South Blvd, 3rd St	45.36	5,157.66
106865 / 799000	State Projects	CON	City of Greenville - Mississippi River Levee Pedestrian and Bicycle Trail on top of the	1,323.82	5,271.00
106913 / 301000	Bridge	CON	US 61 @ US 82 [Bridge #s 196.7A & 196.7B]	14,272.98	1,770,278.93
107019 / 303200	Bridge	CON	Bridge Joint Repair District 3	57,251.70	57,251.70
107175 / 101000	Safety	ENG	US 82 from MS River Bridge to MS 454	130,460.87	130,536.04
107175 / 301000	Safety	CON	US 82 from MS River Bridge to MS 454	240,423.51	240,423.51
107487 / 101000	State Projects	ENG	SR 12 Sunflowcr River Bridge (#23.9)	14,286.91	14,286.91
107487 / 302000	State Projects	CON	SR 12 Sunflowcr River Bridge (#23.9)	16,032.51	16,032.51
107500 / 101000	State Projects	ENG	SR 12 from Hollandale (US 61) to Sunflower River	85.76	85.76
County Total				4,293,099.18	
*****	Wayne	*****			
106129 / 701000	Surface Transportation Progr	CON	City of Waynesboro-Transportation Museum	367,069.50	670,987.94

For Fiscal Year: 2017

Project #	Program	Project Type	Project Description	Fiscal Year Expenditures	Total Expenditures
Wayne					
*****		*****			
106129 / 799000	State Projects	ENG	City of Waynesboro-Transportation Museum	1,626.33	2,589.03
106951 / 102000	Safety	CON	US 45 Road Safety Audit	13,692.91	44,814.23
107019 / 305100	Bridge	CON	Bridge Joint Repair District 6	21,670.24	21,670.24
107249 / 101000	Safety	CON	US 84, Reservoir Road, and SR 184, Magnolia Hill Road, Intersection Improvements	173,780.04	173,780.04
107468 / 301000	Pavement Rehabilitation	CON	US 84 from Reservoir Rd to Chickasawhay River Bridge	3,365,247.98	3,365,247.98
County Total				3,943,087.00	
Webster					
*****		*****			
101750 / 1000	Phase II	ROW	US 82 FR .5M W OF SR 15 TO OKTIBBEHA CL	3,564.00	2,203,709.58
105926 / 701000	Surface Transportation Progr	CON	Town of Mantee - Full interior and exterior renovation of the existing depot located or	14,499.26	229,460.31
105926 / 799000	State Projects	CON	Town of Mantee - Depot Relocation and Renovation.	2,972.27	25,711.52
106380 / 799000	State Projects	CON	Village of Walthall Courthouse Square Improvements	16,016.43	30,154.72
106976 / 101000	State Projects	CON	SR 182 Bridge Replacement on White Creek Canal [Bridge # 122.1] & Little Black C	82,023.64	321,035.20
County Total				119,075.60	
Wilkinson					
*****		*****			
106653 / 101000	State Projects	CON	US 61 & Cold Spring intersection 1 mile North	91.11	169,574.26
106653 / 301000	National Highway System(NH	CON	US 61 1.0 mile north of the Cold Spring Rd intersection at slide area.	27,455.92	3,132,919.84
107019 / 306200	Bridge	CON	Bridge Joint Repair District 7	142,576.75	142,576.75
107087 / 301000	Surface Transportation Progr	CON	SR 24 from S. Crosby St. E. 1.423 M to Amite CL in Centerville	1,756.69	556,571.89
107176 / 101000	State Projects	CON	US 61 at Buffalo River [Bridge #s 17.7A & 17.7B]	212,920.02	226,861.75
107421 / 101000	Emergency Relief	CON	SR 24 - 2.3 mi N of where state maintenance begins near Fort Adams, east side of r	163.05	163.05
107421 / 301000	Emergency Relief	CON	SR 24 - 2.3 mi N of where state maintenance begins near Fort Adams, east side of r	82,839.10	82,839.10
107422 / 101000	Emergency Relief	CON	SR 33 @ Amite CL in Crosby over Foster Creek [Bridge#25.1]	163.05	163.05
107422 / 301000	Emergency Relief	CON	SR 33 @ Amite CL in Crosby over Foster Creek [Bridge#25.1]	143,424.17	143,424.17
107423 / 101000	Emergency Relief	CON	SR 563 - 3.2 mi S of the junction with SR 33	130.45	130.45
107423 / 301000	Emergency Relief	CON	SR 563 - 3.2 mi S of the junction with SR 33	44,469.14	44,469.14
107425 / 101000	Emergency Relief	CON	US 61 - 0.3 mi N of Buffalo Road	130.43	130.43
107425 / 301000	Emergency Relief	CON	US 61 - 0.3 mi N of Buffalo Road	53,324.45	53,324.45
107431 / 301000	Pavement Rehabilitation	CON	US 61 begin junction SR 563 N 6.8 miles to Buffalo Road	2,356,501.57	2,356,501.57
107541 / 101000	State Projects	CON	US 61 @ Junction SR 563 (SB Lane)	437.22	437.22

MS DEPARTMENT OF TRANSPORTATION
Construction Proj Expenditures by County
For Fiscal Year: 2017

Project #	Program	Project Type	Project Description	Fiscal Year Expenditures	Total Expenditures
*****	Wilkinson	*****			
107604 / 101000	State Projects	ENG	US 61 LA STATE LINE NORTH TO BEGIN 5-LAN	774.06	774.06
County Total				3,067,157.18	
*****	Winston	*****			
101817 / 1000	Phase III	ROW	SR 25 FR SR 19 TO NOXAPATER CREEK PE 101002/1000	8,673.50	4,506,537.96
107113 / 301000	Safety	CON	SR 15 from Louisville to the Neshoba CL	768,340.48	2,950,219.41
107118 / 101000	State Projects	ENG	SR 14 Intersections - Installation of Mast arm Signals in Coordination with the City of	1,882.34	59,856.92
County Total				778,896.32	
*****	Yalobusha	*****			
103332 / 101000	State Projects	ENG	US 51 Bridge Replacement at #224.7 Tillatoba Creek, 227.0 N. & 227.6 Tillatoba Cr€	181,283.65	614,759.44
105338 / 101000	State Projects	ENG	US 51 REPLACE 5 BRIDGES	5,767.00	44,663.61
105338 / 102000	State Projects	ENG	US 51 Replace Bridge # 237.5	67,565.92	93,186.99
106918 / 301200	Bridge	CON	2015 Bridge Preventative Mitnse Projects - Joint Repair D2	64,788.53	65,562.87
106969 / 101000	State Projects	ENG	SR 7 over Cypress Creek [Bridge # 85.9]	176,050.56	337,560.24
106969 / 201000	State Projects	ROW	SR 7 over Cypress Creek [Bridge # 85.9]	1,369.41	1,369.41
107071 / 101000	State Projects	ENG	I-55 from Grenada CL to 0.4 mi North of SR 330 -PE	15,765.99	22,710.74
107071 / 301000	Pavement Rehabilitation	CON	I-55 from Grenada CL to 0.4 miles N of SR 330	6,087,163.97	6,087,163.97
107393 / 101000	State Projects	ENG	I-55 @ SR 32 [Bridge # 226.7B]	11,585.66	11,585.66
107393 / 301000	Bridge	CON	I-55 @ SR 32 [Bridge # 226.7B]	117,183.59	117,183.59
County Total				6,728,524.28	
*****	Yazoo	*****			
103321 / 301000	Vision 21	CON	SR 433 REPLACE 3 BRIDGES #s 15.7, 17.4, 19.1	552,153.73	6,471,870.54
105249 / 174000	State Projects	ENG	Willie Morris Parkway in Yazoo City at its intersections with US 49, Grand Ave., & M€	63,271.36	63,271.36
106176 / 301000	Pavement Rehabilitation	CON	I-55 FM MADISON CL TO HOLMES CL NORTHBOUND LANES ONLY	37,909.94	5,516,795.60
106784 / 701000	Urban	CON	City of Yazoo City - Mill & Overlay Canal St from Main St. to webster Ave., Mike Esp;	22,748.75	400,094.45
106963 / 301000	Safety	CON	US 49 from Old Hwy 49/Wilson Holmes Rd to Witherspoon Rd	4,131,009.68	4,131,009.68
107138 / 302000	Surface Transportation Progr	CON	SR 16/SR 149 Panther Creek [Bridge # 211.9]	394,064.57	394,064.57
107301 / 301000	Pavement Rehabilitation	CON	SR 3 From 0.34 miles South of SR 433 to Oneal Creek Bridge	1,429,958.90	1,429,958.90

For Fiscal Year: 2017

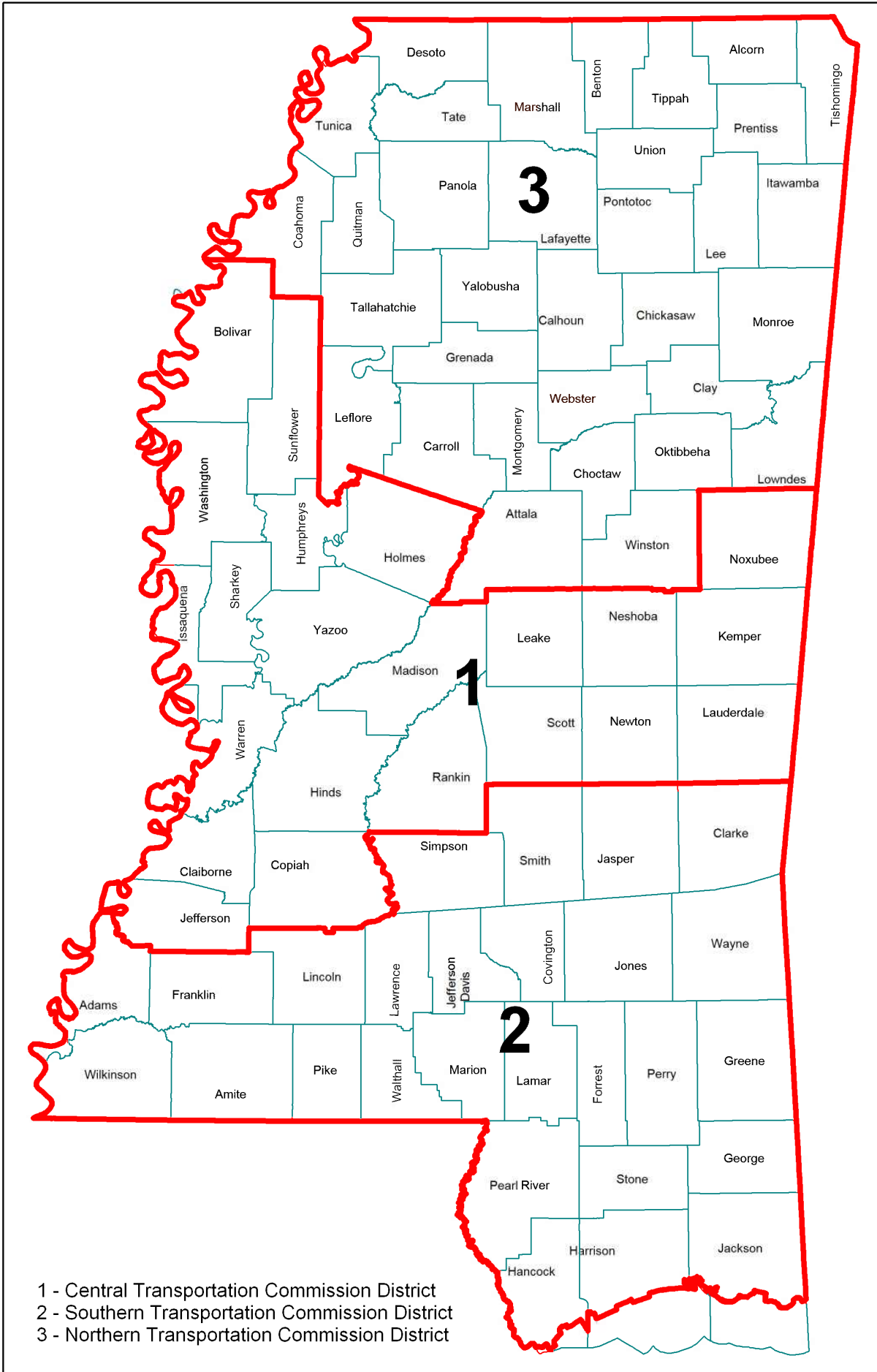
Project #	Program	Project Type	Project Description	Fiscal Year Expenditures	Total Expenditures
*****	Yazoo	*****			
107397 / 101000	State Projects	ENG	SR 16/SR 149 - Floodway Channel Yazoo River [Bridge # 211..1]	691.34	691.34
County Total					
Districtwide - District 1					
103812 / 101000	Pavement Rehabilitation	ENG	VARIOUS RTES IN DIST 1 - PREVENTIVE MTCE	51,359.29	1,182,772.10
107019 / 101000	State Projects	ENG	Statewide Bridge Joint Repair	5,999.78	33,103.28
107141 / 101000	Safety	ENG	Intersection Improvement Project	238,202.19	245,319.74
107141 / 301000	Safety	CON	Install Low Cost Safety Improvements at Numerous Intersections in District 1	1,747,676.03	1,747,676.03
107253 / 301000	Safety	CON	MDOT HSIP Force Account Work District 1	1,212.74	1,212.74
107530 / 101000	Safety	ENG	Installation of Intersection Conflict Warning Systems at numerous intersections acro:	55.35	55.35
County Total					
Districtwide - District 2					
106720 / 101000	State Projects	ENG	2015 Design Build Bridge Widening - Desoto, Tate and Panola.	1,508.83	114,330.63
106720 / 101100	State Projects	ENG	2015 Design Build Bridge Widening	1,847.65	31,550.94
106720 / 101200	State Projects	ENG	Bridge GPR & IR Scanning	13,292.82	13,292.82
107253 / 302100	Safety	CON	US 82 at Captain Viola B. Sanders Drive in Greenwood, add a westbound left turn la	34,235.32	34,235.32
107319 / 105000	State Projects	ENG	Prep of Cost/Benefit Analysis - I-269 Financial Plan	26,572.12	26,572.12
107319 / 106000	State Projects	ENG	Prep of Cost/Benefit Analysis - I269 Management Plan	26,572.12	26,572.12
107319 / 107000	State Projects	ENG	Prep of Cost/Benefit Analysis - SR 6	23,889.37	23,889.37
107493 / 101000	State Projects	ENG	Preventive Maintenance - D2	674.19	674.19
County Total					
Districtwide - District 3					
106918 / 302000	Bridge	CON	2015 Bridge Preventative MtNSE Projects - Joint Repair D3	2,953.09	494,278.17
107494 / 101000	State Projects	ENG	Preventative Maintenance - D3	290.63	290.63
County Total					
Districtwide - District 5					
105028 / 101000	Pavement Rehabilitation	ENG	D 5 - P.E. FOR DISTRICTWIDE PM PROJECTS	1,647,204.88	14,531,366.12
107253 / 305100	Safety	CON	US 51 at Nissan Parkway FYA	1,556.57	1,556.57
107258 / 101000	State Projects	ENG	Slide Repair	378,947.78	417,111.87

For Fiscal Year: 2017

Project #	Program	Project Type	Project Description	Fiscal Year Expenditures	Total Expenditures
*****	Districtwide - District 5	*****			
107495 / 101000	State Projects	ENG	Preventative Maintenance - D5 [110.7A & 110.7B]	7,375.77	7,375.77
County Total					
*****	Districtwide - District 6	*****			
106746 / 711000	Urban	ENG	Gulf Regional Planning Commission-Preliminary Engineering for Safety Projects in 3	10,171.04	149,918.13
107253 / 306000	Safety	CON	SR 43 Cross Slope Correction Force Account	2,118.67	47,367.39
107314 / 101000	State Projects	ENG	Coastal County Strategic Hwy Safety Plan	1,047.59	1,169.50
107344 / 101000	State Projects	ENG	Interconnect RR & Traffic Signals for 12 routes	2,976.02	2,976.02
107496 / 101000	State Projects	ENG	Preventative Maintenance - D6	29,108.20	29,108.20
County Total					
*****	Districtwide - District 7	*****			
107283 / 301000	State Projects	CON	Quality Assurance Testing for District 7	20,007.00	20,007.00
County Total					
Report Totals				676,961,731.11	

MDOT CONTRACT
ADMINISTRATION DIVISION

**SUMMARY OF
CONTRACTS LET
AND BIDS
RECEIVED**



- 1 - Central Transportation Commission District
- 2 - Southern Transportation Commission District
- 3 - Northern Transportation Commission District

Table of Contents

Commission District I.....	2
Total Commission District I.....	12
Commission District II	13
Total Commission District II	22
Commission District III.....	23
Total Commission District III.....	32
FY 2017 TOTALS	32

Commission District I

June 28, 2016 Letting**HSIP-0008-04(063) / 106963301 Yazoo**

Shoulder Widening approximately 11 miles of US 49 from Old Hwy 49/Wilson Holmes Road to Witherspoon Road

1 APAC - Mississippi, Inc. - Jackson, MS	\$ 4,389,398.00	Awarded
--	-----------------	---------

STATE ESTIMATE	\$ 4,027,376.00	
OVER STATE ESTIMATE		8.99%

STP/EXB-0018-02(055) / 103097301 Holmes

Bridge Replacement on SR 12 at Fannegusha Creek Bridge No. 60.9 between Tchula and Lexington

1 Key, LLC - Madison, MS	\$ 7,624,218.73	Awarded
2 Joe McGee Construction Company, Inc. - Lake, MS	\$ 8,157,246.39	
3 N. L. Carson Construction Company, Inc. - Carthage, MS	\$ 8,645,607.97	
4 T. L. Wallace Construction, Inc. - Columbia, MS	\$ 8,911,257.30	
5 Eutaw Construction Company, Inc. - Madison, MS	\$ 9,348,623.89	

STATE ESTIMATE	\$ 7,782,263.58	
UNDER STATE ESTIMATE		2.03%

STP-0072-02(030) / 107301301 Yazoo

Overlay approximately 6 miles of SR 3 from 0.34 miles South of SR 433 to Oneal Creek Bridge

1 APAC - Mississippi, Inc. - Jackson, MS	\$ 1,357,795.49	Awarded
--	-----------------	---------

STATE ESTIMATE	\$ 1,248,194.60	
OVER STATE ESTIMATE		8.78%

BR-9999-03(010) / 1070193030, 1070193031 & 1070193032 Bolivar, Sunflower & Washington

Bridge Joint Repair on various routes in District 3

1 A-1 Sealing, Inc. - Richton, MS	\$ 468,620.00	Awarded
2 D. O'brian Construction, LLC - Gulfport, MS	\$ 488,950.00	
3 Sunbelt Sealing, Inc. - Jackson, MS	\$ 545,977.00	
4 Waskey Services, LLC - Baton Rouge, LA	\$ 723,277.00	

STATE ESTIMATE	\$ 563,966.90	
UNDER STATE ESTIMATE		16.91%

BR-9999-05(019) / 107019304 & 107019304 Lauderdale & Newton

District 5 Bearing Replacement

1 Key, LLC - Madison, MS	\$ 1,188,163.00	Awarded
2 Gibson & Associates, Inc. - Balch Springs, TX	\$ 1,243,611.00	

STATE ESTIMATE	\$ 889,216.00	
OVER STATE ESTIMATE		33.62%

July 26 2016 Letting**STP-0042-01(011) / 107138309 Kemper**

Bridge Repair on SR 397 Bridge No. 1.6

1	Gibson & Associates, Inc. - Balch Springs, TX	\$	197,822.60	Awarded
2	Waskey Services, LLC - Baton Rouge, LA	\$	261,561.25	
3	D. O'brian Construction, LLC - Gulfport, MS	\$	272,939.00	
4	Key, LLC - Madison, MS	\$	289,647.60	
5	Century Construction & Realty, Inc. - Tupelo, MS	\$	354,658.04	
6	Joe McGee Construction Company, Inc. - Lake, MS	\$	405,693.40	

STATE ESTIMATE

\$ 154,032.00

OVER STATE ESTIMATE

28.43%

IM-0059-03(094) / 106836301 Lauderdale

Mill and Overlay approximately 10 miles of I-59 from the Clarke County Line to the I-20 Split

1	APAC - Mississippi, Inc. - Jackson, MS	\$	8,477,508.87	Awarded
---	--	----	--------------	---------

STATE ESTIMATE

\$ 8,553,999.66

UNDER STATE ESTIMATE

0.89%

EXB-0055-02(037) / 107139301 Hinds

Bridge Repair on I-55 Bridge Nos. 96.3A & 96.3B

1	Gibson & Associates, Inc. - Balch Springs, TX	\$	1,620,993.85	Awarded
2	Key, LLC - Madison, MS	\$	1,794,209.50	
3	Century Construction & Realty, Inc. - Tupelo, MS	\$	2,635,785.93	

STATE ESTIMATE

\$ 2,705,161.30

UNDER STATE ESTIMATE

40.08%

SP-0303-00(012) / 107179301 Claiborne

Upgrade and Repair of SR 552

1	Dirtworks, Inc. of Vicksburg - Vicksburg, MS	\$	5,621,458.00	Awarded
2	Joe McGee Construction Company, Inc. - Lake, MS	\$	5,825,673.24	

STATE ESTIMATE

\$ 4,942,544.73

OVER STATE ESTIMATE

13.74%

MP-3016-82(009) / 305886301 Yazoo

Overlay approximately 12 miles of SR 16 from East of SR 433 to the Big Black Bridge

1	APAC - Mississippi, Inc. - Jackson, MS	\$	2,395,117.50	Awarded
---	--	----	--------------	---------

STATE ESTIMATE

\$ 2,373,578.90

OVER STATE ESTIMATE

0.91%

MP-5021-50(019) / 305872301 Neshoba

Mill & Overlay approximately 14 miles of SR 21 from Philadelphia City Limits to Kemper CL

1	Dickerson & Bowen, Inc. - Brookhaven, MS	\$	2,365,330.50	Awarded
2	APAC - Mississippi, Inc. - Jackson, MS	\$	2,510,537.25	
STATE ESTIMATE		\$	2,312,176.00	
OVER STATE ESTIMATE			2.30%	

August 23, 2016 Letting**STP-0037-04(058) / 107138302 Yazoo**

Bridge Repair on SR 16/SR 149 Panther Creek Bridge No. 211.9

1	Gibson & Associates, Inc. - Balch Springs, TX	\$	375,296.60	Awarded
2	Key, LLC - Madison, MS	\$	393,239.00	
3	Century Construction & Realty, Inc. - Tupelo, MS	\$	439,420.45	
STATE ESTIMATE		\$	623,430.00	
UNDER STATE ESTIMATE			39.80%	

IM-0055-02(240) / 106616301 Madison

Mill & Overlay approximately 13 miles of I-55 from SR 463 to North of SR 22

1	Dickerson & Bowen, Inc. - Brookhaven, MS	\$	11,563,595.30	Awarded
2	Superior Asphalt, Inc. - Jackson, MS	\$	12,491,948.51	
3	APAC - Mississippi, Inc. - Jackson, MS	\$	13,878,866.63	
4	W. E. Blain & Sons, Inc. - Mount Olive, MS	\$	17,439,536.55	
STATE ESTIMATE		\$	15,179,702.25	
UNDER STATE ESTIMATE			23.82%	

MP-3008-67(006) / 305914301 Sunflower

Overlay approximately 6 miles of SR 8 from Ruleville to Leflore County Line

1	Lehman-Roberts Company - Memphis, TN	\$	1,243,505.10	Awarded
2	APAC - Mississippi, Inc. - Jackson, MS	\$	1,295,079.10	
3	J. J. Ferguson Sand & Gravel, Inc. - Greenwood, MS (IRREGULAR)	\$	1,758,687.75	
STATE ESTIMATE		\$	1,199,849.80	
OVER STATE ESTIMATE			3.64%	

August 30, 2016 Special Letting**NHPP-9999-05(031) / 107258301 Hinds**

Slide Repair on I-220/I-20

1	Joe McGee Construction Company, Inc. - Lake, MS	\$	1,429,332.75	Awarded
2	Dirtworks, Inc. of Vicksburg - Vicksburg, MS	\$	1,808,771.00	
3	Eutaw Construction Company, Inc. - Madison, MS	\$	1,877,804.00	
4	James Construction Group, LLC - Baton Rouge, LA	\$	1,901,495.51	
STATE ESTIMATE		\$	1,429,253.50	
OVER STATE ESTIMATE			0.01%	

September, 27, 2016 Letting

NH-6928-00(012) / 107187303, NH-7314-00(028) / 107187301 & 107187302 Hinds & Rankin

Mill & Overlay of US 80 from Terry Road to East of Bierdeman Road & US 51 from RR to Town Creek

1	APAC - Mississippi, Inc. - Jackson, MS	\$	4,543,064.75	Awarded
2	Superior Asphalt, Inc. - Jackson, MS	\$	4,660,285.35	
3	Dickerson & Bowen, Inc. - Brookhaven, MS	\$	4,789,136.35	
4	W. E. Blain & Sons, Inc. - Mount Olive, MS	\$	5,989,016.00	

STATE ESTIMATE	\$	4,575,912.84
UNDER STATE ESTIMATE		0.72%

MP-3000-00(107) / 305941301 District 3

Raised Pavement Markers on various routes in District 3

1	Akca, Inc. - Plant City, FL	\$	110,579.00	Awarded
---	-----------------------------	----	------------	---------

STATE ESTIMATE	\$	103,226.75
OVER STATE ESTIMATE		7.12%

October 25, 2016 Letting

HSIP-0099-01(009) / 107175301 Washington

Lighting Installation on US 82 from MS River Bridge to SR 454

1	Lewis Electric, Inc. - Flowood, MS	\$	470,702.00	Awarded
2	Killen Contractors, Inc. - Brandon, MS	\$	474,357.40	
3	Webster Electric Company, Inc. - Meridian, MS	\$	478,280.45	
4	McInnis Electric Co. - Byram, MS	\$	536,384.42	

STATE ESTIMATE	\$	476,652.05
UNDER STATE ESTIMATE		1.25%

BR-0020-01(230) / 107226301 Warren

Bridge Painting on Washington Street over I-20 Bridge No. 1.0

1	Seminole Equipment, Inc. - Tarpon Springs, FL (IRREGULAR)	\$	719,800.00	
2	Elite Industrial Painting, Inc. - Tapon Springs, FL (IRREGULAR)	\$	748,340.00	
3	Panther Industrial Painting, LLC - Mishawaka, IN (IRREGULAR)	\$	757,000.00	
4	Spartan Contracting, LLC - Hubbard, OH	\$	759,000.00	Awarded
5	Monoko, LLC - Tarpon Springs, FL	\$	822,000.00	
6	Royal Bridge, Inc. - Palm Harbor, FL	\$	844,700.00	
7	Southeast Bridge FL Corp - Tarpon Springs, FL (IRREGULAR)	\$	853,700.00	
8	M & J Construction Company of Pinellas County, Inc. - Tarpon Springs, FL	\$	887,450.00	
9	Southern Road & Bridge, LLC - Tarpon Springs, FL	\$	894,000.00	
10	Gulf Coast Contracting, LLC - Tarpon Springs, FL	\$	897,000.00	
11	Olympus Painting Contractors, Inc. - Tarpon Springs, FL (IRREGULAR)	\$	1,123,240.00	
12	North Star Painting Company, Inc. - Youngstown, OH (IRREGULAR)	\$	1,214,780.00	
13	Gemstone, LLC - Key West, FL (IRREGULAR)	\$	1,270,000.00	
14	Dirtworks, Inc. of Vicksburg - Vicksburg, MS	\$	1,460,500.00	

STATE ESTIMATE	\$	1,015,000.00
UNDER STATE ESTIMATE		25.22%

IM-0020-02(093) / 105870302 Scott

Pavement Restoration on I-20 from West of Morton Rest Area to Lake

1 Simmons Erosion Control, Inc. - Lake, MS	\$ 389,485.20	Awarded
2 W. E. Blain & Sons, Inc. - Mount Olive, MS	\$ 395,975.50	

STATE ESTIMATE	\$ 339,870.00
OVER STATE ESTIMATE	14.60%

STP-0039-02(051) / 107377301 & STP-0039-02(052) / 107377302 Rankin

Mill and Overlay approximately 25 miles of SR 18 From Brandon to the Smith County Line

1 Dickerson & Bowen, Inc. - Brookhaven, MS	\$ 4,166,497.21	Awarded
2 W. E. Blain & Sons, Inc. - Mount Olive, MS	\$ 4,849,736.35	
3 APAC - Mississippi, Inc. - Jackson, MS	\$ 5,143,633.81	
4 Superior Asphalt, Inc. - Jackson, MS	\$ 6,334,955.25	

STATE ESTIMATE	\$ 4,190,008.04
UNDER STATE ESTIMATE	0.56%

January 24, 2017 Letting

STP-0023-02(060) / 107433302 & STP-0045-01(015) / 107433301 Scott

Mill and Overlay SR 21 to Steele and SR 35 to SR 21

1 APAC - Mississippi, Inc. - Jackson, MS	\$ 4,890,782.30	Awarded
2 W. E. Blain & Sons, Inc. - Mount Olive, MS	\$ 4,992,649.10	

STATE ESTIMATE	\$ 4,584,991.84
OVER STATE ESTIMATE	6.67%

BR-0504-00(009) / 105836301 Sharkey

Replace Bridge No. 14.4 on SR 16 over Little Sunflower River

1 N. L. Carson Construction Company, Inc. - Carthage, MS	\$ 3,826,720.94	Awarded
2 Joe McGee Construction Company, Inc. - Lake, MS (Comb. B, Calls 8, 9)	\$ 3,849,387.20	
3 Key, LLC - Madison, MS	\$ 3,920,234.50	
4 Dozer, LLC - Natchez, MS	\$ 4,171,413.30	

STATE ESTIMATE	\$ 3,515,961.78
OVER STATE ESTIMATE	8.84%

February 28, 2017 Letting

NH-0009-03(054) / 107504301 Bolivar

Overlay approximately 8 miles of US 61 from Washington/ Bolivar County Line to North of Shaw

1 APAC - Mississippi, Inc. - Richland, MS	\$ 3,464,962.00	Awarded
---	-----------------	---------

STATE ESTIMATE	\$ 3,173,847.40
OVER STATE ESTIMATE	9.17%

IM-0055-01(105) / 106617301 Copiah

Mill and Overlay approximately 11 miles of I-55 from Hazlehurst to Crystal Springs

1	W. E. Blain & Sons, Inc. - Mount Olive, MS	\$ 10,311,706.80	Awarded
2	Superior Asphalt, Inc. - Byram, MS	\$ 11,174,761.00	
3	Dickerson & Bowen, Inc. - Brookhaven, MS	\$ 12,919,863.80	

STATE ESTIMATE	\$ 11,832,451.18
UNDER STATE ESTIMATE	12.85%

BR-0020-01(235) / 106991302 Hinds

Bridge Deck Repair on I-20 over Valley Street

1	Gibson & Associates, Inc. - Balch Springs, TX	\$ 312,958.50	Awarded
2	Key, LLC - Madison, MS	\$ 344,900.00	
3	Century Construction & Realty, Inc. - Tupelo, MS	\$ 473,791.00	

STATE ESTIMATE	\$ 356,764.50
UNDER STATE ESTIMATE	12.28%

March 15, 2017 Emergency Letting

MRP-5020-61(145) / 306129302 Rankin

Construction necessary to replace a beam on I-20 Eastbound Bridge at US Highway 49

1	Joe McGee Construction Company, Inc. - Lake, MS	\$ 375,964.00	Awarded
2	Key, LLC - Madison, MS	\$ 459,387.00	
3	Century Construction & Realty, Inc. - Tupelo, MS	\$ 499,398.30	

STATE ESTIMATE	\$ 379,336.50
UNDER STATE ESTIMATE	0.89%

March 28, 2017 Letting

IM-0020-01(206) / 106393301 Rankin

Mill & Overlay approximately 5 miles on I-20 from Crossgates to East Brandon

1	APAC - Mississippi, Inc. - Richland, MS	\$7,991,808.24	Awarded
2	W. E. Blain & Sons, Inc. - Mount Olive, MS	\$8,114,428.90	
3	Dickerson & Bowen, Inc. - Brookhaven, MS	\$8,291,202.78	
4	Superior Asphalt, Inc. - Byram, MS	\$8,983,668.50	

STATE ESTIMATE	\$7,238,480.19
OVER STATE ESTIMATE	10.41%

BR-0020-01(241) / 107398301 Warren

Bridge Repair on I-20 West to US 61 South Ramp

1 Gibson & Associates, Inc. - Balch Springs, TX	\$263,734.60	Awarded
2 Key, LLC - Madison, MS	\$317,835.00	
3 Century Construction & Realty, Inc. - Tupelo, MS	\$451,029.72	

STATE ESTIMATE	\$281,111.75
UNDER STATE ESTIMATE	6.18%

BR-0054-02(029) / 107403301 & 107403302 Hinds & Warren

Bridge Repair on SR 27 at Big Black River Bridge No. 117.9

1 Wilco, Inc. - Madison, MS	\$861,074.60	Awarded
2 Key, LLC - Madison, MS	\$949,810.80	
3 Riverside Construction Company, Inc. - Vicksburg, MS	\$952,379.20	
4 Fordice Construction Company - Vicksburg, MS	\$1,102,829.60	
5 D. O'brian Construction, LLC - Gulfport, MS	\$1,125,018.00	
6 Joe McGee Construction Company, Inc. - Lake, MS	\$1,160,432.80	
7 Dozer, LLC - Natchez, MS	\$1,208,730.00	
8 Dirtworks, Inc. of Vicksburg - Vicksburg, MS	\$1,405,596.00	

STATE ESTIMATE	\$1,265,678.00
UNDER STATE ESTIMATE	31.97%

BR-0075-01(011) / 102482302 Lauderdale

Bridge Replacement on SR 19 between the Alabama Line and SR 496

1 Joe McGee Construction Company, Inc. - Lake, MS	\$2,333,468.35	Awarded
2 T. L. Wallace Construction, Inc. - Columbia, MS	\$2,562,925.60	
3 Tanner Construction Company, Inc. - Laurel, MS	\$2,616,442.57	
4 N. L. Carson Construction Company, Inc. - Carthage, MS	\$2,921,544.01	
5 Key, LLC - Madison, MS	\$3,188,874.55	

STATE ESTIMATE	\$2,398,748.12
UNDER STATE ESTIMATE	2.72%

STP-7314-00(029) / 107262301 Rankin

SMALL BUSINESS CONCERN PROJECT - Signal Improvements on US 80 at College Drive/Baugh Street

1 Lewis Electric, Inc. - Flowood, MS	\$331,572.86	Awarded
--------------------------------------	--------------	---------

STATE ESTIMATE	\$298,773.04
OVER STATE ESTIMATE	10.98%

NHPP-9999-05(027) / 107258301 & 107258302 & 107258303 Hinds & Madison & Scott

Slide Repair on I-20, I-55, I-220, and US 25

1 Joe McGee Construction Company, Inc. - Lake, MS	\$1,816,866.31	Awarded
2 Key, LLC - Madison, MS	\$1,874,142.05	
3 Dirtworks, Inc. of Vicksburg - Vicksburg, MS	\$2,490,490.00	

STATE ESTIMATE	\$1,796,843.05
OVER STATE ESTIMATE	1.11%

SP-0018-01(002) / 107487301 & 107487302 Humphreys & Washington

Bridge Repair on SR 12 over Sunflower River

1 Gibson & Associates, Inc. - Balch Springs, TX	\$148,941.40	Awarded
2 Key, LLC - Madison, MS	\$209,658.00	
3 Century Construction & Realty, Inc. - Tupelo, MS	\$274,151.20	
4 McBride Co, LLC - Batesville, MS	\$406,400.00	
5 D. O'brian Construction, LLC - Gulfport, MS	\$596,940.00	
STATE ESTIMATE	\$233,024.00	
UNDER STATE ESTIMATE	36.08%	

April 07, 2017 Letting**SP-0020-01(065) / 107480301 Warren**

Emergency Slide Repair on I-20 South Frontage Road

1 Key, LLC - Madison, MS	\$686,100.00	Awarded
2 Riverside Construction Company, Inc. - Vicksburg, MS	\$689,000.00	
3 T. L. Wallace Construction, Inc. - Columbia, MS	\$1,037,390.00	
4 Joe McGee Construction Company, Inc. - Lake, MS	\$1,098,310.00	
5 Dirtworks, Inc. of Vicksburg - Vicksburg, MS	\$1,223,395.00	
6 Dozer, LLC - Natchez, MS	\$1,289,560.00	
STATE ESTIMATE	\$1,076,490.00	
UNDER STATE ESTIMATE	36.27%	

April 21, 2017 Special Letting**EXB-0400-00(035) / 107560301 Warren**

Emergency Bridge Repair on SR 465 over Muddy Bayou

1 Joe McGee Construction Company, Inc. - Lake, MS	\$596,750.00	Awarded
2 Key, LLC - Madison, MS	\$983,000.00	
3 T. L. Wallace Construction, Inc. - Columbia, MS	\$993,000.00	
STATE ESTIMATE	\$1,134,010.00	
UNDER STATE ESTIMATE	47.38%	

April 25, 2017 Letting**IM-0220-03(034) / 107072301 & 107072302 Hinds & Rankin**

Mill & Overlay approximately 5 miles of I-220 from I-20 to US 49, & approximately 0.5 miles of I-20 from Pearson Road East,

1 Superior Asphalt, Inc. - Byram, MS	\$ 7,736,472.23	Awarded
2 APAC - Mississippi, Inc. - Richland, MS	\$ 8,334,927.73	
3 Dickerson & Bowen, Inc. - Brookhaven, MS	\$ 8,619,077.98	
4 W. E. Blain & Sons, Inc. - Mount Olive, MS	\$ 8,795,071.45	
STATE ESTIMATE	\$ 7,418,619.72	
OVER STATE ESTIMATE	4.28%	

STP-9999-03(013) / 107494301 & 107494301 & 107494301 Claiborne & Jefferson & Warren

Bridge Joint Repair on various routes in District 3

1	Sunbelt Sealing, Inc. - Jackson, MS	\$	302,368.86	Awarded
2	A-1 Sealing, Inc. - Richton, MS	\$	501,526.00	
3	Waskey Services, LLC - Baton Rouge, LA	\$	590,213.00	

STATE ESTIMATE	\$	539,369.50
UNDER STATE ESTIMATE		43.94%

MP-5493-38(006) / 306054301 Lauderdale

Mill & Overlay approximately 5 miles of SR 493 from BOSM to SR 495

1	APAC - Mississippi, Inc. - Richland, MS	\$	1,422,853.47	Awarded
2	W. E. Blain & Sons, Inc. - Mount Olive, MS	\$	1,558,240.80	

STATE ESTIMATE	\$	1,297,491.01
OVER STATE ESTIMATE		9.66%

May 23, 2017 Letting**BR-0020-02(094) / 107400301 Scott**

Bridge Repair on I-20 at Hill Road Bridge No. 84.9

1	Gibson & Associates, Inc. - Balch Springs, TX	\$	83,948.00	Awarded
2	Key, LLC - Madison, MS	\$	86,197.00	
3	Century Construction & Realty, Inc. - Tupelo, MS	\$	186,994.00	
4	Joe McGee Construction Company, Inc. - Lake, MS	\$	193,960.00	

STATE ESTIMATE	\$	97,746.00
UNDER STATE ESTIMATE		14.12%

BR-0055-02(247) / 107402301 & 107138307 Hinds & Rankin

Bridge Painting on I-20 & I-55 at the Pearl River

1	Klicos Painting Company, Inc. - Spring Hill, FL (IRREGULAR)	\$	1,717,912.00	
2	Seminole Equipment, Inc. - Tarpon Springs, FL	\$	1,814,184.00	Awarded
3	Elite Industrial Painting, Inc. - Tarpon Springs, FL	\$	1,934,367.00	
4	Elite Contractors, Inc. - Campbell, OH	\$	1,953,588.00	
5	Panther Industrial Painting, LLC - Mishawaka, IN (IRREGULAR)	\$	1,976,681.00	
6	Olympus Painting Contractors, Inc. - Tarpon Springs, FL (IRREGULAR)	\$	2,291,976.75	
7	Gemstone, LLC - Key West, FL	\$	2,381,106.44	
8	Blastech Enterprises, Inc. - Baltimore, MD (IRREGULAR)	\$	2,587,211.00	
9	M & J Construction Company of Pinellas County, Inc. - Tarpon Springs, FL	\$	2,649,711.25	
10	Southern Road & Bridge, LLC - Tarpon Springs, FL	\$	2,697,546.00	
11	Royal Bridge, Inc. - Palm Harbor, FL	\$	2,827,400.50	
12	Monoko, LLC - Tarpon Springs, FL	\$	2,897,609.00	
13	Spartan Contracting, LLC - Hubbard, OH	\$	3,797,000.00	

STATE ESTIMATE	\$	2,990,753.15
UNDER STATE ESTIMATE		39.34%

STP / EXB-0610-00(017)/100444301 Bolivar

Bridge Replacement on SR 448 between Benoit & Shaw

1 Key, LLC - Madison, MS	\$ 7,836,440.50	Awarded
2 Joe McGee Construction Company, Inc. - Lake, MS	\$ 8,314,680.35	
3 T. L. Wallace Construction, Inc. - Columbia, MS	\$ 8,394,646.46	
4 Century Construction & Realty, Inc. - Tupelo, MS	\$ 8,548,028.62	
5 Eutaw Construction Company, Inc. - Madison, MS	\$ 8,993,123.27	
6 Dozer, LLC - Natchez, MS	\$ 9,414,467.30	
7 Talbot Bros Contr Co, Inc & Talbot Bros Grading Co, Inc, AJV - Nesbit, MS	\$ 9,425,294.41	

STATE ESTIMATE	\$ 8,272,507.32
UNDER STATE ESTIMATE	5.27%

STP-9999-05(022) / 107495301 Newton

Bridge Repair on I-20 Bridge Nos. 110.7A & 110.7B

1 Key, LLC - Madison, MS	\$ 374,392.00
2 Gibson & Associates, Inc. - Balch Springs, TX	\$ 471,176.00
3 Century Construction & Realty, Inc. - Tupelo, MS	\$ 622,984.00
4 Joe McGee Construction Company, Inc. - Lake, MS	\$ 636,992.00
5 Olympus Painting Contractors, Inc. - Tarpon Springs, FL (IRREGULAR)	\$ 1,310,600.00

STATE ESTIMATE	\$ 635,184.00
UNDER STATE ESTIMATE	41.06%

MP-3061-06(012) / 306135301 Bolivar

Overlay approximately 11 miles of US 61 UT to Shelby Bypass

1 Lehman-Roberts Company - Memphis, TN	\$ 2,442,123.48	Awarded
2 APAC - Mississippi, Inc. - Richland, MS	\$ 2,672,918.30	

STATE ESTIMATE	\$ 2,506,310.18
UNDER STATE ESTIMATE	2.56%

MP-5000-00(096) / 306137301 District 5

Raised Pavement Markers on various routes in District Five (5)

1 Akca, Inc. - Plant City, FL	\$ 248,200.00	Awarded
2 J. C. Cheek Contractors, Inc. - Kosciusko, MS	\$ 291,535.00	

STATE ESTIMATE	\$ 234,601.60
OVER STATE ESTIMATE	5.80%

MP-5039-35(006) / 306056301 Kemper

Mill and Overlay approximately 15 miles of SR 39 from Lauderdale County Line to SR 16

1 APAC - Mississippi, Inc. - Richland, MS	\$ 4,045,831.10	Awarded
---	-----------------	---------

STATE ESTIMATE	\$ 3,768,680.92
OVER STATE ESTIMATE	7.35%

June 1, 2017 Emergency Letting

MP-3000-26(114) / 306191301 & 306191302 Holmes & Yazoo

Debris Removal on various routes in District Three (3)

1	Looks Great Services of MS, Inc. - Columbia, MS	\$	416,414.00	Awarded
2	Riverside Construction Company, Inc. - Vicksburg, MS	\$	449,725.00	
3	Cain, Inc. - Kosciusko, MS	\$	470,400.00	
4	T. L. Wallace Construction, Inc. - Columbia, MS	\$	533,975.00	
5	Joe McGee Construction Company, Inc. - Lake, MS	\$	725,900.00	
6	Dozer, LLC - Natchez, MS	\$	789,330.00	
7	Simmons Erosion Control, Inc. - Lake, MS (IRREGULAR)	\$	7,500.00	

STATE ESTIMATE

\$ 559,800.00

UNDER STATE ESTIMATE

25.61%

Total Awarded Commission District I

\$125,694,122.99

Commission District II

June 28, 2016 Letting

IM-0055-01(111) / 107272301 & 107272302 Lincoln & Pike

OGFC Lift on I-55 from Summit to Bogue Chitto Exit

1 Dickerson & Bowen, Inc. - Brookhaven, MS \$ 2,594,541.65 Awarded

STATE ESTIMATE	\$ 2,446,461.50
OVER STATE ESTIMATE	6.05%

EXB-0013-02(022) / 107139311 Simpson

Bridge Repair on SR 28 over the Strong River Bridge No. 73.6

1 Key, LLC - Madison, MS \$ 897,662.00 Awarded

2 Century Construction & Realty, Inc. - Tupelo, MS \$ 1,194,074.46

STATE ESTIMATE	\$ 676,759.00
OVER STATE ESTIMATE	32.64%

MP-6000-00(254) / 305850301 District 6

Installation of Raised Pavement Markers on Various Routes

1 Akca, Inc. - Plant City, FL \$ 283,433.00 Awarded

2 J. L. McCool Contractors, Inc. - Pascagoula, MS \$ 404,585.00

STATE ESTIMATE	\$ 248,688.75
OVER STATE ESTIMATE	13.97%

July 26 2016 Letting

BWO-6211-18(003) / 502889301 & LWO-6017-18(006) / 502889302 Forrest

Renovation of the Existing District Six Shop and Minor Site Improvements

1 B.W. Sullivan Building Contractor, Inc. - Hattiesburg, MS **(WITHDRAWN)** \$ 3,008,183.15

2 Jay-Van Company - Hattiesburg, MS \$ 3,311,783.00 Awarded

3 Hanco Corporation - Hattiesburg, MS \$ 3,380,441.00

4 Ralph McKnight & Son Construction, Inc. - Kosciusko, MS \$ 4,452,643.48

STATE ESTIMATE	\$ 3,969,652.85
UNDER STATE ESTIMATE	24.22%

BR-9999-07(010) / 1070193060, 1070193061 & 1070193062 Adams, Franklin & Wilkinson

Bridge Joint Repair on various routes in District 7

1 Waskey Services, LLC - Baton Rouge, LA \$ 445,837.00 Awarded

2 D. O'brian Construction, LLC - Gulfport, MS \$ 464,801.00

3 A-1 Sealing, Inc. - Richton, MS \$ 658,431.00

4 Sunbelt Sealing, Inc. - Jackson, MS \$ 699,376.00

STATE ESTIMATE	\$ 580,301.40
UNDER STATE ESTIMATE	23.17%

EXB-0213-00(003) / 105275301 Covington

Bridge Replacement on SR 590 over Currey Creek Bridge No. 3.9

1	T. L. Wallace Construction, Inc. - Columbia, MS	\$ 2,920,948.62	Awarded
2	Tanner Construction Company, Inc. - Ellisville, MS	\$ 3,029,165.43	
3	Joe McGee Construction Company, Inc. - Lake, MS	\$ 3,039,037.81	
4	N. L. Carson Construction Company, Inc. - Carthage, MS	\$ 3,214,442.58	
5	MGD Holdings, LLC - Bassfield, MS	\$ 3,268,283.80	
6	Key, LLC - Madison, MS	\$ 3,915,341.82	

STATE ESTIMATE	\$ 3,267,067.82
UNDER STATE ESTIMATE	10.59%

MP-6026-55(017) / 305884301 Pearl River

Overlay approximately 3 miles of SR 26 from I-59 to SR 53

1	Warren Paving, Inc. - Hattiesburg, MS	\$ 647,395.40	Awarded
2	Huey P Stockstill LLC - Picayune, MS	\$ 759,862.00	

STATE ESTIMATE	\$ 705,420.80
UNDER STATE ESTIMATE	8.23%

MP-6043-55(028) / 305883301 Pearl River

Overlay approximately 8 miles of SR 43 from Hancock County Line to I-59

1	Huey P Stockstill LLC - Picayune, MS	\$ 2,321,109.00	Awarded
---	--------------------------------------	-----------------	---------

STATE ESTIMATE	\$ 2,154,589.20
OVER STATE ESTIMATE	7.73%

MP-7024-03(011) / 305877301 Amite

Overlay approximately 8 miles of SR 24 from Liberty to East Fork Road

1	Dickerson & Bowen, Inc. - Brookhaven, MS	\$ 1,730,303.40	Awarded
---	--	-----------------	---------

STATE ESTIMATE	\$ 1,610,388.54
OVER STATE ESTIMATE	7.45%

MP-7044-46(007) / 305879301 Marion

Overlay approximately 4 miles of SR 44 from JCT SR 198 East to Rocky Branch Road

1	Warren Paving, Inc. - Hattiesburg, MS	\$ 578,360.70	Awarded
2	Dunn Roadbuilders, LLC - Laurel, MS	\$ 663,977.00	

STATE ESTIMATE	\$ 616,001.40
UNDER STATE ESTIMATE	6.11%

MP-7184-16(001) / 305731301 Covington

Mill and Overlay approximately 2 miles of SR 184 from US 49 East to US 84

1	W. E. Blain & Sons, Inc. - Mount Olive, MS	\$ 946,589.45	Awarded
---	--	---------------	---------

STATE ESTIMATE	\$ 864,028.80
OVER STATE ESTIMATE	9.56%

July 27, 2016 Special Letting

**ER-0023-01(081) / 107336301, ER-0032-01(041) / 107308301, ER-0032-01(042) / 107310301,
ER-0032-01(043) / 107312301, ER-0032-01(044) / 107337301 Marion**

Emergency Storm damage repairs at various locations on SR 43 and SR 13

1 D. O'brian Construction, LLC - Gulfport, MS	\$ 241,318.00	Awarded
2 T. L. Wallace Construction, Inc. - Columbia, MS	\$ 268,353.75	

STATE ESTIMATE	\$ 238,917.95
OVER STATE ESTIMATE	1.00%

August 23, 2016 Letting

SP-0010-01(156) / 107232301 Jackson

Bridge Repair on I-10 over Escatawpa River Bridge No. 75.5A

1 Key, LLC - Madison, MS	\$ 96,956.00	Awarded
2 Gibson & Associates, Inc. - Balch Springs, TX	\$ 97,792.00	

STATE ESTIMATE	\$ 104,512.00
UNDER STATE ESTIMATE	7.23%

MP-6589-37(010) / 305885301 Lamar

Overlay approximately 11 miles of SR 589 from US 98 to the Covington County Line

1 Dunn Roadbuilders, LLC - Laurel, MS	\$ 1,890,622.00	Awarded
2 Warren Paving, Inc. - Hattiesburg, MS	\$ 2,150,236.95	
3 W. E. Blain & Sons, Inc. - Mount Olive, MS	\$ 2,599,725.60	

STATE ESTIMATE	\$ 2,260,383.81
UNDER STATE ESTIMATE	16.36%

MP-7541-64(007) / 305878301 Simpson

Overlay approximately 9 miles of SR 541 from US 49 to Junction 540

1 W. E. Blain & Sons, Inc. - Mount Olive, MS	\$ 1,651,951.16	Awarded
--	-----------------	---------

STATE ESTIMATE	\$ 1,508,194.50
OVER STATE ESTIMATE	9.53%

August 30, 2016 Special Letting

**ER-0006-02(107) / 107307301, ER-0014-02(074) / 107320301, ER-0014-02(075) / 107349301,
ER-0037-01(057) / 107306301, ER-0037-01(058) / 107318301, ER-0186-00(018) / 107350301,
ER-0196-00(025) / 107305301, ER-0196-00(027) / 107346301, ER-0196-00(028) / 107351301 Covington & Marion**

Emergency Storm Damage Repairs at various locations on SR 587, SR 586, SR 35, US 98 and US 49

1 D. O'brian Construction, LLC - Gulfport, MS	\$ 309,862.00	Awarded
2 T. L. Wallace Construction, Inc. - Columbia, MS	\$ 387,169.25	
3 Bush Construction Company, Inc. - Laurel, MS	\$ 520,984.50	

STATE ESTIMATE	\$ 290,966.00
OVER STATE ESTIMATE	6.49%

ER-0014-02(073) / 107309301, ER-0181-00(006) / 107348301, ER-0185-00(019) / 107302301 Walthall

Emergency Storm Damage Repairs at various locations on SR 48, SR 198, and US 98

1 D. O'brian Construction, LLC - Gulfport, MS	\$ 131,035.50	Awarded
2 T. L. Wallace Construction, Inc. - Columbia, MS	\$ 181,207.55	

STATE ESTIMATE	\$ 143,598.95
UNDER STATE ESTIMATE	8.75%

August 31, 2016 Special Letting

ER-0246-00(015) / 107382301 Pike

Emergency Storm Damage Repairs on SR 575 North of the Progress Community

1 D. O'brian Construction, LLC - Gulfport, MS	\$ 816,603.40	Awarded
2 Joe McGee Construction Company, Inc. - Lake, MS	\$ 897,462.55	
3 MGD Holdings, LLC - Bassfield, MS	\$ 1,206,991.71	
4 Dozer, LLC - Natchez, MS	\$ 1,426,089.50	

STATE ESTIMATE	\$ 845,975.75
UNDER STATE ESTIMATE	3.47%

September 16, 2016 Special Letting

ER-0009-01(135) / 107425301, ER-0014-01(064) / 107416301, ER-0014-01(066) / 107421301,

ER-0049-01(041) / 107422301, ER-0156-00(009) / 107423301 Amite & Wilkinson

Storm Damage Repairs on SR 24/SR 33 South of Intersection SR 48 to 1.3 miles North of Intersection SR 48, & on SR 24 from 2.3 miles North where State Maintenance begins near Fort Adams on the East Side of Roadway, & on SR 33 at Amite County Line in Crosby over Foster Creek Bridge No. 25.1, & on SR 563 from 3.2 miles South of the Junction with SR 33, & on US 61 from 0.3 miles North of Buffalo Road

1 T. L. Wallace Construction, Inc. - Columbia, MS	\$ 678,464.50	Awarded
2 Fairley Construction Services, Inc. - Petal, MS	\$ 910,796.00	
3 Dozer, LLC - Natchez, MS	\$ 1,045,443.00	

STATE ESTIMATE	\$ 574,015.70
OVER STATE ESTIMATE	18.20%

ER-0014-01(065) / 107419301, ER-0166-00(009) / 107417301, ER-0167-00(025) / 107418301,

ER-0167-00(026) / 107426301 Amite

Storm Damage Repairs, SR 569 1 mile North of Louisiana and head North approximately .9 miles, SR 568 2.2 miles east of Louisiana SL, SR 48 4.4 miles east of junction with SR 24/33

1 T. L. Wallace Construction, Inc. - Columbia, MS	\$ 864,044.46	Awarded
2 Fairley Construction Services, Inc. - Petal, MS	\$ 1,315,926.00	
3 Dozer, LLC - Natchez, MS	\$ 1,337,950.50	

STATE ESTIMATE	\$ 776,472.50
OVER STATE ESTIMATE	11.28%

October 25, 2016 Letting

HSIP-0032-01(025) / 102186301 Pearl River

Reconstruction of SR 43 between Picayune and Henleyfield

1 Huey P Stockstill LLC - Picayune, MS	\$ 4,880,764.30	Awarded
2 T. L. Wallace Construction, Inc. - Columbia, MS	\$ 5,658,693.42	

STATE ESTIMATE	\$ 5,762,144.10
UNDER STATE ESTIMATE	15.30%

HSIP-0180-00(022) / 106965301, IM-0055-01(103) / 105618301 & NH-0180-00(021) / 106404301 Pike

Pavement Restoration approximately 13 miles on I-55 from SR 568 to US 98 West, Interchange Improvements on SR 570 at I-55 in McComb, & Traffic Signal on MS 570 from I-55 to US 51

1 Barriere Construction Company, LLC - Franklinton, LA	\$ 50,759,947.53	Awarded
2 Dickerson & Bowen, Inc. - Brookhaven, MS	\$ 53,616,533.16	
3 Diamond B Construction Company, LLC - Alexandria, LA	\$ 54,918,512.20	

STATE ESTIMATE	\$ 44,909,695.69
OVER STATE ESTIMATE	13.03%

November 22, 2016 Letting

HSIP-0008-02(105) / 107181301 & NH-0008-02(096) / 105778301 Covington

Shoulder Reconstruction on US 49 from North of Forrest County Line to Mount Olive

1 T. L. Wallace Construction, Inc. - Columbia, MS	\$ 39,809,786.79	Awarded
2 Dunn Roadbuilders, LLC - Laurel, MS	\$ 52,426,663.78	
3 Joe McGee Construction Company, Inc. - Lake, MS	\$ 49,762,293.85	
4 L & A Contracting Company - Hattiesburg, MS	\$ 49,962,467.82	

STATE ESTIMATE	\$ 41,984,456.25
UNDER STATE ESTIMATE	5.18%

ER-0059-02(106) / 107277302 Jones

Slide Repair on the I-59 Southwest Ramp at Exit 104

1 Walters Construction Co., Inc. - Laurel, MS	\$ 125,688.00	Awarded
2 Bush Construction Company, Inc. - Laurel, MS	\$ 147,866.81	
3 MGD Holdings, LLC - Bassfield, MS	\$ 159,369.00	
4 Fairley Construction Services, Inc. - Petal, MS	\$ 174,965.00	

STATE ESTIMATE	\$ 139,512.00
UNDER STATE ESTIMATE	9.91%

SP-0022-01(081) / 106636301 Harrison

Roundabout Construction on MS 15 at Lamey Bridge Road

1 Huey P Stockstill LLC - Picayune, MS	\$ 1,918,114.15	Awarded
2 Gulf Equipment Corporation - Theodore, AL	\$ 2,130,982.92	
3 Lane Construction Company of Mississippi, Inc. - Ocean Springs, MS	\$ 2,256,702.50	
4 Colom Construction Company, Inc. - Ripley, MS	\$ 2,827,649.35	

STATE ESTIMATE	\$ 2,084,184.53
UNDER STATE ESTIMATE	7.97%

December 05, 2016 Special Letting

STP-0059-02(107) / 107467301 Clarke

Bridge Repair on I-59 Southbound over Clarke County Road 370

1 Joe McGee Construction Company, Inc. - Lake, MS	\$ 357,010.00	Awarded
2 Key, LLC - Madison, MS	\$ 428,605.00	
3 Century Construction & Realty, Inc. - Tupelo, MS	\$ 449,630.77	
4 Gibson & Associates, Inc. - Balch Springs, TX	\$ 542,480.75	
5 Eutaw Construction Company, Inc. - Madison, MS	\$ 768,350.25	

STATE ESTIMATE	\$ 454,740.00
UNDER STATE ESTIMATE	21.49%

January 24, 2017 Letting

NH-0009-01(136) / 107431301 Wilkinson

Overlay on US 61 from junction SR 563 North 7 miles to Buffalo Road

1 W. E. Blain & Sons, Inc. - Mount Olive, MS	\$ 2,690,932.20	Awarded
2 Dickerson & Bowen, Inc. - Brookhaven, MS	\$ 2,832,561.10	

STATE ESTIMATE	\$ 3,036,166.76
UNDER STATE ESTIMATE	11.37%

NH-0015-02(097) / 107432301 Covington

Overlay approximately 6 miles of US 84 beginning at Jefferson Davis County Line East

1 W. E. Blain & Sons, Inc. - Mount Olive, MS	\$ 2,518,302.55	Awarded
2 Dunn Roadbuilders, LLC - Laurel, MS	\$ 2,576,856.50	

STATE ESTIMATE	\$ 2,298,212.28
OVER STATE ESTIMATE	9.58%

NH-0015-02(098) / 107468301 Wayne

Overlay approximately 6 miles of US 84 from Reservoir Rd. to Chickasawhay River Bridge

1 Dunn Roadbuilders, LLC - Laurel, MS	\$ 3,781,608.00	Awarded
2 W. E. Blain & Sons, Inc. - Mount Olive, MS	\$ 3,887,117.50	

STATE ESTIMATE	\$ 3,497,882.35
OVER STATE ESTIMATE	8.11%

February 28, 2017 Letting

NH-0008-01(137) / 107469301 & 107469302 Harrison & Stone

Overlay approximately 3 miles of US 49 from 2.129 miles South of Stone County Line to Stone County Line, & approximately 3 miles of US 49 from Harrison County Line North

1 Huey P Stockstill LLC - Picayune, MS	\$ 1,988,848.50	Awarded
2 Warren Paving, Inc. - Hattiesburg, MS	\$ 2,097,670.25	
3 Superior Asphalt, Inc. - Byram, MS	\$ 3,127,478.50	

STATE ESTIMATE	\$ 2,567,633.90
UNDER STATE ESTIMATE	22.54%

March 22, 2017 Special Letting

BR-0015-01(129) / 106736301 Adams

Bridge Painting & Pin & Link Replacement on US 84 of the Mississippi River Bridge Westbound Only 0.1A

1 Blastech Enterprises, Inc. - Baltimore, MD	\$ 26,774,759.50	Awarded
2 Vimas Painting Company, Inc. - Lowellville, OH	\$ 27,797,449.00	
3 North Star Painting Company, Inc. - Youngstown, OH	\$ 28,180,809.25	
4 Liberty Maintenance, Inc. - Youngstown, OH	\$ 30,319,426.61	
5 Intech Contracting, LLC - Lexington, KY	\$ 34,809,518.00	

STATE ESTIMATE	\$ 32,835,525.66
UNDER STATE ESTIMATE	18.46%

March 28, 2017 Letting

STP-0049-01(038) / 106298301 Franklin

Bank Stabilization on SR 33 at Hommochitto River Bridge

1 Midway Construction, Inc. - Roxie, MS	\$2,806,562.25	Awarded
2 Riverside Construction Company, Inc. - Vicksburg, MS	\$2,979,102.00	
3 T. L. Wallace Construction, Inc. - Columbia, MS	\$3,083,360.85	
4 Fordice Construction Company - Vicksburg, MS	\$3,296,635.00	
5 D. O'brian Construction, LLC - Gulfport, MS	\$3,310,382.50	
6 Joe McGee Construction Company, Inc. - Lake, MS	\$3,593,193.50	
7 River Road Construction, Inc. - Mandeville, LA	\$3,893,921.00	
8 Looks Great Services of MS, Inc. - Columbia, MS	\$4,398,425.00	
9 Key, LLC - Madison, MS	\$4,475,256.50	
10 Dirtworks, Inc. of Vicksburg - Vicksburg, MS	\$4,918,060.00	

STATE ESTIMATE	\$3,114,869.00
UNDER STATE ESTIMATE	9.90%

April 04, 2017 Letting

IM-0059-01(115) / 107073301 & 107073302 Forrest & Lamar

Mill & Overlay approximately 5 miles of I-59 from Lamar County Line to US 98 East and approximately 1 mile from Black Creek to Forrest County Line

1	Dunn Roadbuilders, LLC - Laurel, MS	\$8,124,573.00	Awarded
2	Warren Paving, Inc. - Hattiesburg, MS	\$8,164,889.70	

STATE ESTIMATE	\$7,561,864.22
OVER STATE ESTIMATE	7.44%

April 25, 2017 Letting

BR-0028-01(041) / 107406301 Pearl River

Bridge Repair on SR 26 at Pearl River

1	D. O'brian Construction, LLC - Gulfport, MS	\$ 1,550,679.00	Awarded
2	T. L. Wallace Construction, Inc. - Columbia, MS	\$ 1,717,707.00	
3	Tanner Construction Company, Inc. - Laurel, MS	\$ 1,822,495.00	
4	River Road Construction, Inc. - Mandeville, LA	\$ 1,956,333.00	
5	Looks Great Services of MS, Inc. - Columbia, MS	\$ 2,197,270.00	

STATE ESTIMATE	\$ 1,578,359.90
UNDER STATE ESTIMATE	1.75%

BR-0067-01(009) / 107407301 Hancock

Bridge Repair on SR 43 at Bayou Lacroix Bridge Nos. 3.3 & 3.3A

1	Tanner Construction Company, Inc. - Laurel, MS	\$ 2,047,546.00	Awarded
2	Looks Great Services of MS, Inc. - Columbia, MS	\$ 2,080,711.00	
3	T. L. Wallace Construction, Inc. - Columbia, MS	\$ 2,461,322.00	
4	Key, LLC - Madison, MS	\$ 3,379,826.00	

STATE ESTIMATE	\$ 2,351,390.00
UNDER STATE ESTIMATE	12.92%

MP-6000-00(256) / 306111301 District 6

Chip Seal on Various Routes in District 6

1	T. L. Wallace Construction, Inc. - Columbia, MS (Comb. B, Calls 14,17)	\$ 1,751,931.25	Awarded
2	RJM-McQueen Contracting, Inc. - Collins, MS	\$ 1,840,768.35	
3	Dunn Roadbuilders, LLC - Laurel, MS	\$ 1,899,206.97	
4	Kimes & Stone Construction Company, Inc. - Booneville, MS	\$ 2,031,470.90	

STATE ESTIMATE	\$ 2,193,074.65
UNDER STATE ESTIMATE	20.12%

MP-6042-56(016) / 306112301 Perry

Overlay approximately 8 miles of SR 42 from Forrest County Line to Bogua Homa Bridge

1 Warren Paving, Inc. - Hattiesburg, MS	\$ 1,185,178.70	Awarded
2 Dunn Roadbuilders, LLC - Laurel, MS	\$ 1,328,305.45	

STATE ESTIMATE	\$ 1,350,701.90
UNDER STATE ESTIMATE	12.25%

MP-6184-77(001) / 306110301 Wayne

Overlay approximately 3 miles on SR 184 from SR 63 to US 45

1 Walters Construction Co., Inc. - Laurel, MS	\$ 1,593,081.83	Awarded
2 Dunn Roadbuilders, LLC - Laurel, MS	\$ 1,690,560.65	

STATE ESTIMATE	\$ 1,551,773.32
OVER STATE ESTIMATE	2.66%

MP-7000-74(188) / 306062301 Walthall

Level & Scrub Seal approximately 26 miles on various routes in District 7

1 RJM-McQueen Contracting, Inc. - Collins, MS	\$ 969,702.58	Awarded
2 Dunn Roadbuilders, LLC - Laurel, MS	\$ 998,816.19	
3 T. L. Wallace Construction, Inc. - Columbia, MS (Comb. B, Calls 14,17)	\$ 1,091,839.95	
4 Dickerson & Bowen, Inc. - Brookhaven, MS	\$ 1,105,427.37	

STATE ESTIMATE	\$ 1,149,150.75
UNDER STATE ESTIMATE	15.62%

MP-7550-43(009) / 306060301 Lincoln

Overlay approximately 8 miles of SR 550 From Bowie Mill Road Est to US 51 in Brookhaven

1 Dickerson & Bowen, Inc. - Brookhaven, MS	\$ 2,426,323.57	Awarded
--	-----------------	---------

STATE ESTIMATE	\$ 2,224,782.25
OVER STATE ESTIMATE	9.06%

May 23, 2017 Letting

STP-9999-06(023) / 107496301 District 6

Bridge Joint Repair on various routes in District Six (6)

1 D. O'brian Construction, LLC - Gulfport, MS	\$ 463,942.00	Awarded
2 A-1 Sealing, Inc. - Richton, MS	\$ 521,944.00	
3 Sunbelt Sealing, Inc. - Jackson, MS	\$ 598,564.00	
4 Waskey Services, LLC - Baton Rouge, LA	\$ 706,970.80	
5 DeAngelo Brothers, LLC - Hazleton, PA (IRREGULAR)	\$ 767,676.00	

STATE ESTIMATE	\$ 538,640.00
UNDER STATE ESTIMATE	13.87%

MP-6000-21(257) / 306148301 & 306148302 Greene

Overlay approximately 2 miles of SR 57 from Chickasawhay River Bridge to SR 63/57 4-Lane,
& approximately 6 miles of SR 594 from SR 63/57 4-Lane to Alabama State Line

1	Dunn Roadbuilders, LLC - Laurel, MS	\$	1,565,961.33	Awarded
2	Warren Paving, Inc. - Hattiesburg, MS	\$	1,583,437.55	

STATE ESTIMATE	\$	1,557,484.75
OVER STATE ESTIMATE		0.54%

MP-7000-00(189) / 306154301 District 7

Raised Pavement Markers on various routes in District Seven (7)

1	Akca, Inc. - Plant City, FL	\$	191,600.00	Awarded
---	-----------------------------	----	------------	---------

STATE ESTIMATE	\$	196,424.15
UNDER STATE ESTIMATE		2.46%

MP-7051-57(016) / 306061301 Pike

Overlay approximately 7 miles of US 51 from JCT SR 48 in Magnolia North 7 miles to US 98 in
McComb

1	Dickerson & Bowen, Inc. - Brookhaven, MS	\$	1,478,136.31	Awarded
2	Barriere Construction Company, LLC - Franklinton, LA	\$	1,720,546.20	

STATE ESTIMATE	\$	1,588,491.10
UNDER STATE ESTIMATE		6.95%

June 1, Special Letting

MP-6011-55(022) / 306147301 Pearl River

Overlay approximately 7 miles of US 11 from South Apple Dr. to Millard

1	Huey P Stockstill LLC - Picayune, MS	\$	1,268,743.00	Awarded
2	Barriere Construction Company, LLC - Franklinton, LA	\$	1,299,622.50	

STATE ESTIMATE	\$	1,600,257.75
UNDER STATE ESTIMATE		20.72%

Total Awarded Commission District II **\$186,388,542.58**

Commission District III**June 28, 2016 Letting****STP-0029-02(018) / 102556306 & 102556307, STP-0029-03(015) / 102556318 Desoto & Marshall**

Paving on SR 304 / I-269 from SR 305 to SR 302

1	Lehman-Roberts Co. & Eutaw Construction Co. AJV - Memphis, TN	(A+B = 90,429,826.71)	\$ 76,204,826.71	Awarded
---	---	-----------------------	------------------	---------

STATE ESTIMATE	\$ 70,988,372.04
OVER STATE ESTIMATE	7.35%

EXB-0011-03(068) / 107139302 Lowndes

Bridge Repair on US 82 Luxapalila Creek Bridge No. 175.8

1	D. O'brian Construction, LLC - Gulfport, MS	\$ 1,640,451.00	Awarded
2	Century Construction & Realty, Inc. - Tupelo, MS	\$ 1,953,274.79	
3	Key, LLC - Madison, MS	\$ 1,990,320.50	

STATE ESTIMATE	\$ 1,028,163.25
OVER STATE ESTIMATE	59.55%

MP-2305-17(004) / 305831301 Desoto

Mill & Overlay approximately 6 miles of SR 305 from Lewisburg to Begin 5-lane

1	Lehman-Roberts Company - Memphis, TN	\$ 1,051,687.75	Awarded
2	APAC-Tennessee, Inc. - Memphis, TN	\$ 1,140,877.50	
3	Standard Construction Company, Inc. - Germantown, TN	\$ 1,451,636.30	

STATE ESTIMATE	\$ 1,063,140.75
UNDER STATE ESTIMATE	1.08%

July 26, 2016 Letting**NHPP-0055-04(101) / 100222309 Desoto**

Adding a Lane on I-55 Southbound Ramp at Commerce Street in Hernando

1	J. M. Duncan, Inc. - Falkner, MS	\$ 476,076.22	Awarded
2	Talbot Bros Contr Co, Inc & Talbot Bros Grading Co, Inc, AJV - Nesbit, MS	\$ 547,472.68	
3	Ferrell Paving, Inc. - Memphis, TN	\$ 640,300.77	

STATE ESTIMATE	\$ 458,627.49
OVER STATE ESTIMATE	3.80%

HSIP-0079-01(032) / 106987301 Lowndes

Intersection Improvements on US 45A at Tarlton Road

1	Ausbern Construction Company, Inc. - Okolona, MS	\$ 2,156,817.88	Awarded
2	Phillips Contracting Co., Inc. - Columbus, MS	\$ 2,159,084.00	

STATE ESTIMATE	\$ 2,062,166.43
OVER STATE ESTIMATE	4.59%

**BWO-1192-80(001) / 502893301, BWO-1193-80(001) / 502893302,
BWO-1194-80(001) / 502893303, LWO-1063-80(001) / 502893304 Winston**

Construction of Maintenance Area Headquarters and Support Buildings at Louisville

1 Paul Jackson & Son, Inc. - Brookhaven, MS	\$ 2,553,884.00	Awarded
2 Perry Construction Company - Philadelphia, MS	\$ 2,890,483.00	
3 Ralph McKnight & Son Construction, Inc. - Kosciusko, MS	\$ 3,020,389.44	

STATE ESTIMATE	\$ 2,022,809.30
OVER STATE ESTIMATE	26.25%

MP-1015-70(017) / 305873301 Tippah

Mill & Overlay approximately 13 miles SR 15 from CR 407 to Tennessee State Line

1 WG Construction Company, Inc. - Ripley, MS	\$ 2,352,275.00	Awarded
2 APAC - Mississippi, Inc. - Jackson, MS	\$ 2,819,043.00	

STATE ESTIMATE	\$ 2,894,180.65
UNDER STATE ESTIMATE	18.72%

MP-1025-71(017) / 305874301 Tishomingo

Mill & Overlay approximately 11 miles of SR 25 from end of 4-lane North of Iuka to Tennessee State Line

1 WG Construction Company, Inc. - Ripley, MS	\$ 2,162,311.00	Awarded
2 APAC - Mississippi, Inc. - Jackson, MS	\$ 2,528,528.00	

STATE ESTIMATE	\$ 2,677,116.05
UNDER STATE ESTIMATE	19.23%

MP-2008-07(005) / 305881301 Calhoun

Mill & Overlay approximately 10 miles of SR 8 from Calhoun City to Chickasaw CL

1 APAC - Mississippi, Inc. - Jackson, MS	\$2,835,439.75	Awarded
2 Lehman-Roberts Company - Memphis, TN	\$3,003,430.00	
3 Falcon Contracting Company, Inc. - Columbus, MS	\$3,182,761.00	

STATE ESTIMATE	\$3,112,330.35
UNDER STATE ESTIMATE	8.90%

MP-2035-04(011) / 305880301 Attala

Mill & Overlay approximately 5 miles of SR 35 from Hesterville to Carroll CL

1 Lehman-Roberts Company - Memphis, TN	\$ 2,095,292.12	Awarded
2 APAC - Mississippi, Inc. - Jackson, MS	\$ 2,158,040.92	

STATE ESTIMATE	\$ 1,996,743.30
OVER STATE ESTIMATE	4.94%

August 23, 2016 Letting**STP-0029-02(017) / 102556319 Desoto**

Pave 4 lanes of SR 304 / I-269 from I-55 to SR 305

1 Superior Asphalt, Inc. - Jackson, MS	\$ 47,616,636.01	Awarded
2 Lehman-Roberts Co. & Eutaw Construction Co. AJV - Memphis, TN	\$ 51,923,552.98	

STATE ESTIMATE

\$ 50,007,740.11

UNDER STATE ESTIMATE

4.78%**BR-9999-02(261) / 1070193022 & 1070193023 Calhoun & Lafayette**

Bridge Joint Repair on various routes

1 Sunbelt Sealing, Inc. - Jackson, MS	\$ 359,029.40	Awarded
2 D. O'brian Construction, LLC - Gulfport, MS	\$ 397,578.00	
3 Waskey Services, LLC - Baton Rouge, LA	\$ 439,932.40	
4 Talbot Bros Contr Co, Inc & Talbot Bros Grading Co, Inc, AJV - Nesbit, MS	\$ 448,874.00	

STATE ESTIMATE

\$ 445,256.80

UNDER STATE ESTIMATE

19.37%**MP-2000-08(080) / 305893302 Carroll**

Ultra-Thin Overlay approximately 34 miles on SR 17 & SR 430

1 Lehman-Roberts Company - Memphis, TN	\$ 2,524,239.40	Awarded
2 APAC - Mississippi, Inc. - Jackson, MS	\$ 3,195,511.60	
3 J. J. Ferguson Sand & Gravel, Inc. - Greenwood, MS (IRREGULAR)	\$ 3,955,246.10	

STATE ESTIMATE

\$ 3,121,537.80

UNDER STATE ESTIMATE

19.13%**August 30, 2016 Special Letting****NHPP-0055-03(090) / 107284301 Montgomery**

Repair of an existing landslide located on I-55 near Duck Hill

1 Xcavators, Inc. - Falkner, MS	\$ 785,624.50	Awarded
2 D. O'brian Construction, LLC - Gulfport, MS	\$ 873,279.50	
3 Talbot Bros Contr Co, Inc & Talbot Bros Grading Co, Inc, AJV - Nesbit, MS	\$ 897,478.67	
4 Eutaw Construction Company, Inc. - Madison, MS	\$ 981,624.82	

STATE ESTIMATE

\$ 709,255.55

OVER STATE ESTIMATE

10.77%

September, 27, 2016 Letting**HSIP-0002-07(016) / 106990301 Prentiss**

Intersection Improvements at US 45 & Ripley Road

1	APAC - Mississippi, Inc. - Jackson, MS	\$	1,269,253.56	Awarded
2	WG Construction Company, Inc. - Ripley, MS	\$	1,296,150.50	

STATE ESTIMATE	\$	1,182,389.31
OVER STATE ESTIMATE		7.35%

HSIP-0009-06(014) / 106268301 Coahoma

Intersection Improvements at US 61 & Eagles Nest Road

1	Xcavators, Inc. - Falkner, MS	\$	4,102,468.49	Awarded
2	Century Construction & Realty, Inc. - Tupelo, MS	\$	4,134,410.49	
3	Talbot Bros Contr Co, Inc & Talbot Bros Grading Co, Inc, AJV - Nesbit, MS	\$	4,484,238.69	
4	Joe McGee Construction Company, Inc. - Lake, MS	\$	4,594,158.55	

STATE ESTIMATE	\$	4,137,090.19
UNDER STATE ESTIMATE		0.84%

HSIP-0070-04(023) / 107109301 Lafayette

Median Barrier Installation on US 278/SR 6 from Jackson Avenue to University Avenue & SR 7 approximately 0.3 miles north of the Belk Blvd. Intersection and north to the 4-lane past SR 30/Molly Barr

1	Simmons Erosion Control, Inc. - Lake, MS	\$	2,075,358.50	Awarded
2	Massana Construction, Inc. - Tyrone, GA	\$	2,149,952.00	
3	Talbot Bros Contr Co, Inc & Talbot Bros Grading Co, Inc, AJV - Nesbit, MS	\$	2,228,447.00	
4	RMD Holdings, LTD dba Nationwide Construction Group - New Haven, MI	\$	2,759,120.19	

STATE ESTIMATE	\$	2,329,564.40
UNDER STATE ESTIMATE		10.91%

NHPP-0002-06(022) / 107209301 Lee

Intersection Improvements on US 45 at Pratt, Fashion Way and SW Avenue

1	APAC - Mississippi, Inc. - Jackson, MS	\$	3,209,298.19	Awarded
2	WG Construction Company, Inc. - Ripley, MS	\$	3,362,211.80	

STATE ESTIMATE	\$	3,055,099.24
OVER STATE ESTIMATE		5.05%

October 25, 2016 Letting**HSIP-9999-01(251) / 107141301 District 1**

Intersection Improvements on Various Routes throughout the District

1	Atwood Fence Company, Inc. - Kosciusko, MS	\$	4,358,925.27	Awarded
---	--	----	--------------	---------

STATE ESTIMATE	\$	3,346,659.44
OVER STATE ESTIMATE		30.25%

November 22, 2016 Letting**HSIP-0018-03(021) / 106863302 Oktibbeha**Installation of Raised Median and Signal Improvements on MS 12 from
New Light Road to East of Louisville Street

1	Gregory Construction Services, Inc. - Columbus, MS	\$	8,358,855.93	Awarded
2	Phillips Contracting Co., Inc. - Columbus, MS	\$	8,443,143.94	
3	APAC - Mississippi, Inc. - Jackson, MS	\$	8,980,442.62	

STATE ESTIMATE

\$ 6,524,349.40

OVER STATE ESTIMATE

28.12%**STP/EXB-0070-03(022) / 103164301 Panola**

Bridge Replacement on SR 6 Over Tallahatchie River & Relief Bridge Nos. 44.3 & 44.7

1	L & A Contracting Company - Hattiesburg, MS	\$	33,957,797.43	Awarded
2	Dement Construction Company, LLC - Jackson, TN	\$	33,998,295.75	
3	W. G. Yates & Son Construction Company - Jackson, MS	\$	34,402,695.85	
4	Tanner Construction Company, Inc. - Ellisville, MS	\$	34,900,478.80	
5	Talbot Bros Contr Co, Inc & Talbot Bros Grading Co, Inc, AJV - Nesbit, MS	\$	34,977,607.77	
6	Joe McGee Construction Company, Inc. - Lake, MS	\$	36,381,906.65	
7	T. L. Wallace Construction, Inc. - Columbia, MS	\$	36,721,141.98	
8	Eutaw Construction Company, Inc. - Madison, MS	\$	38,490,108.76	

STATE ESTIMATE

\$ 31,122,815.24

OVER STATE ESTIMATE

9.11%**EXB-0914-00(009) / 100299303 Marshall**

Replace Bridge 15.4 on SR 309 Between SR 4 and US 78

1	Talbot Bros Contr Co, Inc & Talbot Bros Grading Co, Inc, AJV - Nesbit, MS	\$	3,089,769.75	Awarded
2	N. L. Carson Construction Company, Inc. - Carthage, MS	\$	3,749,566.90	
3	Dement Construction Company, LLC - Jackson, TN	\$	3,936,233.12	
4	Ferrell Paving, Inc. - Memphis, TN	\$	4,047,669.57	
5	T. L. Wallace Construction, Inc. - Columbia, MS	\$	4,084,320.85	
6	Joe McGee Construction Company, Inc. - Lake, MS	\$	4,268,568.50	
7	Xcavators, Inc. - Falkner, MS	\$	4,309,076.96	

STATE ESTIMATE

\$ 3,828,975.47

UNDER STATE ESTIMATE

19.31%**BWO-2218-47(001) / 503020301 Marshall**

Construction of Byhalia Bulk Salt Storage Structure

1	Talbot Bros Contr Co, Inc & Talbot Bros Grading Co, Inc, AJV - Nesbit, MS	\$	273,720.00	Awarded
2	Ralph McKnight & Son Construction, Inc. - Kosciusko, MS	\$	283,000.00	

STATE ESTIMATE

\$ 275,000.00

UNDER STATE ESTIMATE

0.47%

January 24, 2017 Letting**IM-0055-03(088) / 107071301 Yalobusha**

Mill and Overlay approximately 5 miles of I-55 from Grenada County Line to North of SR 330

1 Lehman-Roberts Company - Memphis, TN	\$ 11,495,870.50	Awarded
--	------------------	---------

STATE ESTIMATE

\$ 10,614,704.09

OVER STATE ESTIMATE

8.30%

STP/EXB-2835-00(005) / 100134301 ItawambaBridge Replacement on SR 178 between Clay County & Alabama State Line,
Bridge Nos. 117.1, 115.7, 113.5, 115.0, 119.3, 115.2, 115.4, & 114.8

1 Joe McGee Construction Company, Inc. - Lake, MS (Comb. B, Calls 8, 9)	\$ 16,984,152.65	Awarded
2 Talbot Bros Contr Co, Inc & Talbot Bros Grading Co, Inc, AJV - Nesbit, MS	\$ 18,483,934.39	
3 Century Construction & Realty, Inc. - Tupelo, MS	\$ 18,508,154.72	
4 Eutaw Construction Company, Inc. - Madison, MS	\$ 18,589,160.52	
5 Glasgow Construction Company, Inc. - Guin, AL (IRREGULAR)	\$ 18,829,737.04	
6 T. L. Wallace Construction, Inc. - Columbia, MS	\$ 19,708,069.91	
7 N. L. Carson Construction Company, Inc. - Carthage, MS	\$ 20,629,255.29	
8 Key, LLC - Madison, MS	\$ 25,457,833.14	
9 Dement Construction Company, LLC - Jackson, TN	\$ 27,471,886.45	

STATE ESTIMATE

\$ 17,567,716.75

UNDER STATE ESTIMATE

3.32%

MP-2000-49(078) / 305893301 Montgomery

Scrub Seal & Overlay on SR 404, SR 407, & SR 413

1 Lehman-Roberts Company - Memphis, TN	\$ 3,640,544.25	Awarded
2 J. J. Ferguson Sand & Gravel, Inc. - Greenwood, MS	\$ 4,088,819.51	

STATE ESTIMATE

\$ 3,911,629.75

UNDER STATE ESTIMATE

6.93%

February 28, 2017 Letting**NH-0079-02(017) / 107478302 & 107478301 Lee**Pavement Restoration approximately 5 miles on US 45/45A from Lee County Line to North of Brewer
Road

1 APAC - Mississippi, Inc. - Richland, MS	\$ 8,248,688.37	Awarded
2 WG Construction Company, Inc. - Ripley, MS	\$ 8,906,784.00	

STATE ESTIMATE

\$ 8,034,522.05

OVER STATE ESTIMATE

2.67%

BR-0055-03(092) / 107393301 Yalobusha

Bridge Preservation on I-55 at SR 32 Bridge No. 226.7B

1	Century Construction & Realty, Inc. - Tupelo, MS	\$ 347,838.21	Awarded
2	Key, LLC - Madison, MS	\$ 364,604.00	
3	Talbot Bros Contr Co, Inc & Talbot Bros Grading Co, Inc, AJV - Nesbit, MS	\$ 437,953.00	
4	D. O'brian Construction, LLC - Gulfport, MS	\$ 544,350.00	
5	Gibson & Associates, Inc. - Balch Springs, TX	\$ 624,086.00	
6	Waskey Services, LLC - Baton Rouge, LA	\$ 639,154.00	

STATE ESTIMATE	\$ 429,660.00
UNDER STATE ESTIMATE	19.04%

March 28, 2017 Letting

BR-0055-04(106) / 107394301 Desoto

Bridge Repair on I-55 at Star Landing Road

1	Century Construction & Realty, Inc. - Tupelo, MS	\$297,149.12	Awarded
2	Chris-Hill Construction Company, LLC - Memphis, TN	\$345,918.00	
3	Key, LLC - Madison, MS	\$394,570.00	

STATE ESTIMATE	\$268,110.00
OVER STATE ESTIMATE	10.83%

EXB-0044-01(029) / 102381302 Union

Bridge Replacement on SR 30 between New Albany & Prentiss County Line, Bridge Nos. 40.0 & 40

1	Talbot Bros Contr Co, Inc & Talbot Bros Grading Co, Inc, AJV - Nesbit, MS	\$3,715,157.20	Awarded
2	Joe McGee Construction Company, Inc. - Lake, MS	\$4,005,630.60	
3	Century Construction & Realty, Inc. - Tupelo, MS	\$4,193,020.78	
4	Tanner Construction Company, Inc. - Laurel, MS	\$4,611,228.79	
5	Dement Construction Company, LLC - Jackson, TN	\$4,758,336.90	
6	N. L. Carson Construction Company, Inc. - Carthage, MS	\$4,805,906.02	
7	T. L. Wallace Construction, Inc. - Columbia, MS	\$4,915,495.30	
8	Key, LLC - Madison, MS	\$5,224,275.65	

STATE ESTIMATE	\$4,315,764.09
UNDER STATE ESTIMATE	13.92%

April 25, 2017 Letting**STP-0069-00(033) / 107441301 Desoto**

LED Lighting Conversion on I-69

1	Webster Electric Company, Inc. - Collinsville, MS	\$	532,829.40	Awarded
2	B & B Electrical & Utility Contractors, Inc. - Brandon, MS	\$	544,989.23	
3	Gannett Fleming Project Development Corporation - Camp Hill, PA (IRREGULAR)	\$	562,610.12	
4	Reid Electric Service, Inc. - Oxford, MS	\$	613,447.36	
5	Desoto County Electric, Inc. - Horn Lake, MS	\$	627,598.10	
6	Whitfield Electric Company, Inc. - Hernando, MS	\$	739,964.75	
7	Allied Industrial Services - Brandon, MS	\$	847,418.12	

STATE ESTIMATE**\$ 535,900.00****UNDER STATE ESTIMATE****0.57%****MP-1047-13(003) / 306064301 Clay**

Scrub Seal approximately 18 miles of SR 47 from SR to Chickasaw County Line

1	J. J. Ferguson Sand & Gravel, Inc. - Greenwood, MS	\$	1,059,417.95	Awarded
2	Kimes & Stone Construction Company, Inc. - Booneville, MS	\$	1,060,137.25	
3	T. L. Wallace Construction, Inc. - Columbia, MS	\$	1,072,167.25	

STATE ESTIMATE**\$ 1,105,500.00****UNDER STATE ESTIMATE****4.17%****MP-1069-44(005) / 306065301 Lowndes**

Mill & Overlay approximately 10 miles of SR 69 from Alabama State Line to near Gadderson Creek

1	APAC - Mississippi, Inc. - Richland, MS	\$	2,050,624.50	Awarded
2	Falcon Contracting Company, Inc. - Columbus, MS	\$	2,203,833.75	

STATE ESTIMATE**\$ 2,077,654.75****UNDER STATE ESTIMATE****1.30%****MP-2051-54(005) / 305960301 Panola**

Overlay approximately 3 miles of US 51 from Eureka Street to beginning of the 2-Lane

1	Lehman-Roberts Company - Memphis, TN	\$	1,468,695.50	Awarded
---	--------------------------------------	----	--------------	---------

STATE ESTIMATE**\$ 1,358,376.90****OVER STATE ESTIMATE****8.12%****BR-9999-01(250) / 107019301 Itawamba**

Modular Joint Retrofit at US 78 over Tenn-Tom Waterway Bridge Nos. 105.9A & 105.9B

1	D. O'brian Construction, LLC - Gulfport, MS	\$	836,524.60	Awarded
2	Dement Construction Company, LLC - Jackson, TN	\$	856,137.00	
3	Gibson & Associates, Inc. - Balch Springs, TX	\$	1,028,140.20	
4	Century Construction & Realty, Inc. - Tupelo, MS	\$	1,167,197.93	
5	Key, LLC - Madison, MS	\$	1,586,963.50	

STATE ESTIMATE**\$ 982,952.25****UNDER STATE ESTIMATE****14.90%**

May 23, 2017 Letting

STP-0008-05(030) / 107502301 Leflore

Mill & Overlay approximately 4 miles US 49 East from Pelucia Creek to US 82

1 APAC - Mississippi, Inc. - Richland, MS \$ 1,351,228.85 Awarded

STATE ESTIMATE

\$ 1,241,693.58

OVER STATE ESTIMATE

8.82%

NH-0011-02(088) / 107528301 Carroll

Mill & Overlay US 82 from Leflore County Line to Skating Rink Road

1 Lehman-Roberts Company - Memphis, TN \$ 1,791,286.65 Awarded

2 APAC - Mississippi, Inc. - Richland, MS **(Comb. A, Calls 2, 9)** \$ 1,992,447.36

STATE ESTIMATE

\$ 1,971,660.38

UNDER STATE ESTIMATE

9.15%

MP-1004-59(011) / 306068301 Prentiss

Mill & Overlay SR 4 from the Tippah County Line to US 45

1 WG Construction Company, Inc. - Ripley, MS \$ 2,555,430.00 Awarded

2 APAC - Mississippi, Inc. - Richland, MS \$ 2,634,807.50

STATE ESTIMATE

\$ 2,362,924.15

OVER STATE ESTIMATE

8.15%

MP-1025-48(011) / 306071301 & 306071302 & 306071303 Monroe

Mill & Overlay approximately 12 miles of SR 25 from US 45 Interchange to US 278, & approximately 1 mile from US 278 to SR 6

1 APAC - Mississippi, Inc. - Richland, MS **(Comb. A, Calls 2, 9)** \$ 3,798,824.24

2 Falcon Contracting Company, Inc. - Columbus, MS \$ 3,953,710.00 Awarded

STATE ESTIMATE

\$ 3,747,893.90

OVER STATE ESTIMATE

1.36%

MP-1178-73(007) / 306067301 Union

Mill & Overlay approximately 8 miles of SR 178 from Benton County Line to New Albany City Limits

1 APAC - Mississippi, Inc. - Richland, MS \$ 2,645,893.50 Awarded

2 WG Construction Company, Inc. - Ripley, MS \$ 3,151,814.85

3 Lehman-Roberts Company - Memphis, TN \$ 3,241,130.20

STATE ESTIMATE

\$ 2,767,570.44

UNDER STATE ESTIMATE

4.40%

MP-2000-00(082) / 306128301 District 2

Scrub Seal various routes throughout District Two (2)

1	Kimes & Stone Construction Company, Inc. - Booneville, MS	\$ 2,183,801.76	Awarded
2	RJM-McQueen Contracting, Inc. - Collins, MS	\$ 2,300,602.75	
3	T. L. Wallace Construction, Inc. - Columbia, MS	\$ 2,307,522.20	

STATE ESTIMATE	\$ 2,738,871.55
UNDER STATE ESTIMATE	20.27%

Total Awarded Commission District III \$270,668,880.87

FY 2017 TOTALS

Total Commission District 1	<u><u>\$125,694,122.99</u></u>
Total Commission District 2	<u><u>\$186,388,542.58</u></u>
Total Commission District 3	<u><u>\$270,668,880.87</u></u>
Total All Commission Districts	<u><u>\$582,751,546.44</u></u>
 GRAND TOTAL	 <u><u>\$582,751,546.44</u></u>



The Driving Force of a Strong Economy

© 2017 Mississippi Department of Transportation. All rights reserved.