

# ANNUAL REPORT 2023

*Moving Mississippi Forward*







# TABLE OF CONTENTS

05

Letter from the Executive Director

---

06

Executive Summary

---

12

Mississippi Transportation Commission

---

14

The Department

---

16

Financial Management and Budget

---

23

Addendum

- Automobile Operating Costs
- Construction Expenditures
- Maintenance Expenditures
- Contracts Awarded



## OUR MISSION

The Mississippi Department of Transportation is responsible for providing a safe intermodal transportation network that is planned, designed, constructed and maintained in an effective, cost-efficient and environmentally-sensitive manner.



## OUR VISION

The Mississippi Department of Transportation's objective is to maximize taxpayers' dollars by providing a safe, efficient multimodal network that enhances economic stability and growth.



# LETTER FROM THE EXECUTIVE DIRECTOR



Dear Friends:

2023 marked a truly historic year for the Mississippi Department of Transportation (MDOT). From the Mississippi Legislature, MDOT received almost \$2 billion, including a \$620 million supplemental appropriation for major capacity projects, many of which will break ground in 2024. This supplemental appropriation will also fund the new Multimodal Improvement Fund, implemented to better address the needs of our state's ports, airports, and railways. Projects to replace and repair bridges, resurface roadways, make safety improvements and more are taking place across the state. I am very proud of the men and women of MDOT. They, along with our partners in the private sector, are to be commended for their work that continually benefits the people of Mississippi.

MDOT's record of efficiency also earned the agency increased federal funding. Additionally, the agency received \$80 million in lottery proceeds that have been used to pave hundreds of miles of rural highways around the state.

Infrastructure projects typically take shape over the course of a few years. With additional funding and significant infrastructure projects on the horizon, the public can expect to see more activity to improve Mississippi's transportation system taking place throughout the state.

With the additional revenue, and with the support of the Mississippi Legislature, MDOT has made great strides in positively adjusting staff salaries, a trend we intend to continue in order to accommodate additional work. In an effort to become more efficient, better utilize innovation and strengthen relationships in the public and private sector, MDOT has recently restructured several departments and made changes to our leadership team's roles and responsibilities. With an experienced, thoughtful and motivated team in place, we will continue to carry out our mission of providing a safe and well-organized transportation network that supports all users and needs.

Sincerely,

A handwritten signature in black ink that reads "Brad White". The signature is written in a cursive, flowing style.

Brad White

# EXECUTIVE SUMMARY

## Revenues

MDOT is a special fund agency and receives both federal and state revenue from dedicated taxes and fees which are annually appropriated by the Mississippi State Legislature. MDOT's total revenue for FY 2023 was approximately \$1.43 billion. Federal funds and state motor fuel taxes provided 75.1% of MDOT's funding for FY 2023, with the balance comprised of various categories, such as truck fees, vehicle tags and contractor's tax.

## Expenditures

MDOT's actual expenditures for FY 2023 totaled approximately \$1.37 billion. MDOT's expenditures for state and locally maintained roads and bridges totaled approximately \$1.29 billion.



# **\$1,289,514,247**

SPENT BY MDOT ON THE STATE AND  
LOCAL ROAD AND BRIDGE SYSTEM





# BY THE NUMBERS

## Highways

- \$1,289,514,247 spent by MDOT on the state and local road and bridge system.
- \$783,591,983 awarded in MDOT road and bridge contracts.
- \$864,603,589 spent on active MDOT road and bridge contracts.
- \$103,130,925 let for bridge maintenance, replacement or repair projects.
- 101 bridge repair and replacement projects were awarded during FY 2023.
- An additional \$3,736,115 was spent on routine bridge repair and maintenance.
- \$3,277,504 was spent on bridge repairs due to accidental vehicle impacts.
- 3,238 bridge inspections performed.
- 1,117 lane miles of roadway resurfaced.
- 417 lane miles of roadway sealed.
- 1,424 miles of unpaved shoulders reshaped.
- 1,372 miles of new pavement striping applied.
- \$248,832,881 invested in routine maintenance projects such as overlays, restriping, patching pot-holes, controlling invasive plants and chip sealing on roadways.

- 312,203 acres of state-maintained right-of-way grass mowed.
- 5,277 cubic yards of litter removed from the roadside.
- Volunteers collected 6,674 bags of litter through the Adopt-A-Highway program.
- 5,312 bags of litter collected through “Trash Bash” events.
- 205,917 bags of trash collected through the Inmate Litter Program.
- 53 women and minority-owned small businesses certified under the federal Disadvantaged Business Enterprise (DBE) program.
- Spent 12.26% of federal funds with DBE consultants and contractors.
- 12 Federal Aid Projects with 22,960 on-the-job training hours assigned to 13 enrolled trainees.
- 168,606 oversized/overweight load permits issued.
- \$14,886,532 collected in permit fees and spent on maintenance of state highways.



**3,238 BRIDGE**  
INSPECTIONS PERFORMED

# Multimodal Transportation Improvement Program

- \$3.4 million invested in airport improvement projects.
- \$3.8 million obligated for improvements to the state's 16 ports.
- \$1.2 million allocated to railroad projects.
- \$1.6 million utilized for public transit system projects.



**\$3.8 MILLION**

OBLIGATED FOR IMPROVEMENTS  
FOR THE STATE'S 16 PORTS

# Education and Outreach

- 53 students reached through Mississippi Summer Transportation Institute program.
- Safety Education Program conducted 68 safety demonstration events, including 20 school and college campuses, around the state.
- Litter Prevention Program reached 9,477 students at 54 schools through anti-litter education programs.
- Employees earned 332 certifications through several different programs offered by the Mississippi State Personnel Board and other industry-related programs.
- 70 classes taken by employees through the Federal Highway's National Institute Program.



# MISSISSIPPI TRANSPORTATION COMMISSION



The State of Mississippi vests oversight of its transportation resources and operations in a three-member elected commission representing three geographic areas in the state as defined by the Supreme Court Districts: Central [Supreme Court District 1], Southern [Supreme Court District 2] and Northern [Supreme Court District 3]. The Commissioners have the authority and responsibility for the supervision of all modes of transportation in the state dealing with aeronautics, highways, public transit, ports and railroads.





## TOM KING

Southern District Transportation Commissioner, Chairman

Commissioner King has been the Southern District Transportation Commissioner since 2012. King previously served as a state lawmaker since 1993 when he was elected to the House of Representatives. King served in the House until 2000 when he began his tenure in the Senate. While in the Senate, his leadership brokered many bills designed to better the lives of Mississippians. As Chairman of the Senate Highways and Transportation Committee, King authored resolutions that honored the achievements of persons throughout his district and the state. Most notably, King authored Senate Bill 3181—the \$300 million bond bill for highways and bridges, and Senate Bill 3014 known as the John Paul Frerer Bicycle Act, which promotes safety for cyclists on the roadways. King is a Veteran of the Vietnam War, having proudly served his country in the Air Force as an Air Policeman.



## WILLIE SIMMONS

Central District Transportation Commissioner

Commissioner Simmons served as a Mississippi State Senator for more than 26 years. For the last eight years, he served as Chairman of the Senate Highways and Transportation Committee. Under his leadership in the Senate, over \$5B was spent throughout the state on the construction and upgrade of federal and state roads, county and municipal streets and bridges; also, millions of dollars on public transit, ports, railroads, airports and other infrastructure support systems. He played an integral role on projects such as the repair of the Woodrow Wilson Bridge in Jackson; the upgrade and repair of Highway 8 in Cleveland; the Highway 82 Bypass in Leland among many others. He also served as Chairman of the Corrections Committee and Vice Chairman of the Public Health and Welfare Committee. Simmons is a Combat Veteran of the Vietnam War, having served his country proudly in the United States Army.



## JOHN CALDWELL

Northern District Transportation Commissioner

Commissioner Caldwell has accumulated multiple decades of experience in leadership, transportation, fleet management and logistics. He has a Bachelor of Science from Arkansas State University and an MBA in Public Administration from Columbia Southern University. Caldwell is a Marine combat veteran of Desert Storm and Iraqi Freedom. He was awarded the Bronze Star and Legion of Merit among other awards. He retired from the Marine Corps Reserves as a Colonel with extensive operational and logistical experience over land, air and sea.

# THE DEPARTMENT

## Transportation Commission

Tom King – Southern District Commissioner, Chairman  
Willie Simmons – Central District Commissioner  
John Caldwell – Northern District Commissioner  
Amy Hornback – Secretary to the Commission  
Pat Carter – Administrative Assistant

## Administration

Brad White – Executive Director  
Jeff Ely – Chief of Staff  
Brian Ratliff – Deputy Executive Director/ Chief Engineer  
Billy Owen – Assistant Chief Engineer, Field Operations  
Jim Willis – Assistant Chief Engineer, Operations  
Colby Willis Kimmel – Assistant Chief Engineer,  
Pre-construction  
Lisa Hancock – Deputy Executive Director/  
Administration  
Charles Carr – Director, Office of Intermodal Planning  
Ben Cohen – Chief Information Officer

## District Engineers

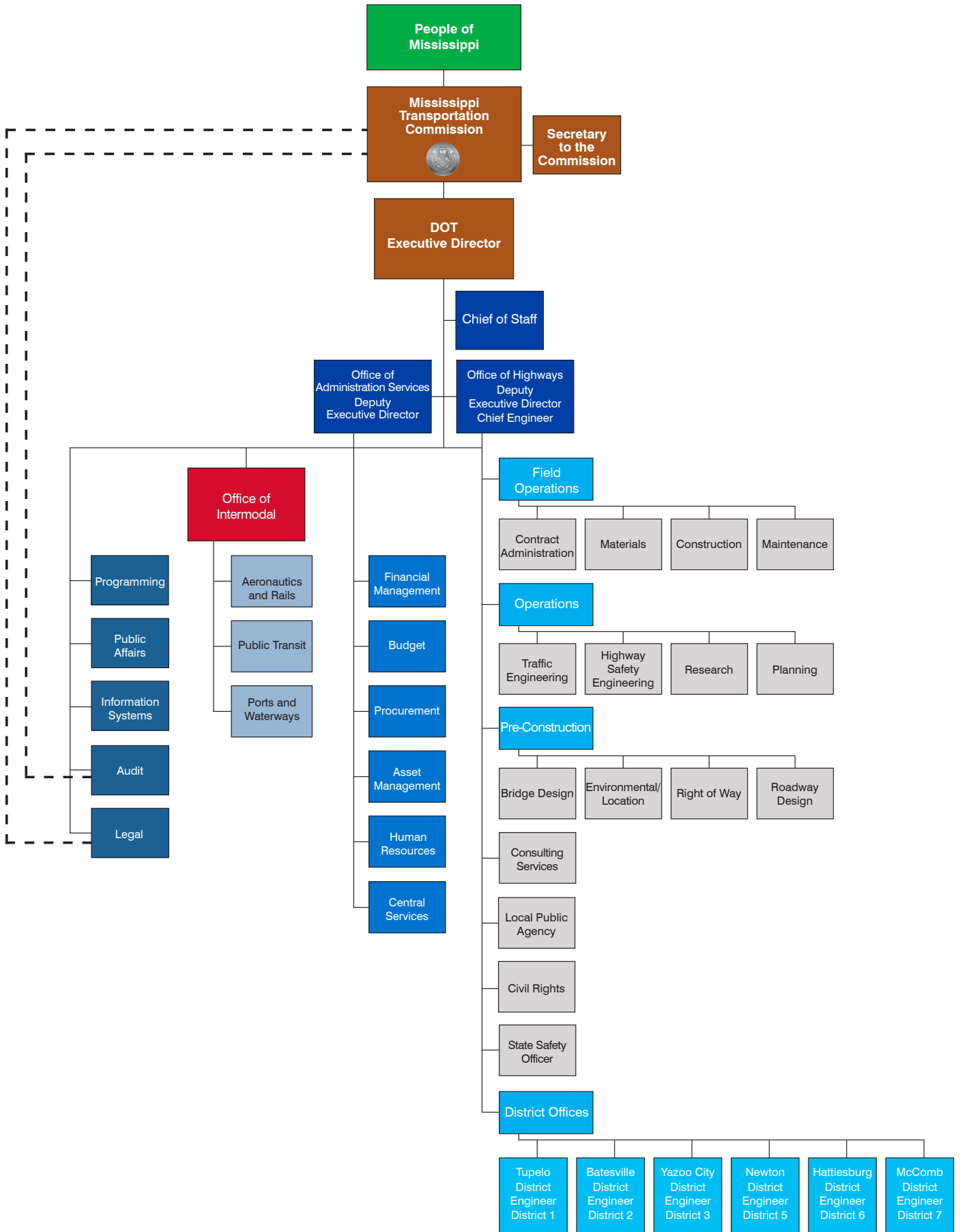
Matt Dunn, District 1, Tupelo  
Mitch Turner, District 2, Batesville  
Earl Glenn, District 3, Yazoo City  
Neil Patterson, District 5, Newton  
Kelly Castleberry, District 6, Hattiesburg  
Albert White, District 7, McComb

## Division Directors

Josh Stubbs – Aeronautics and Rails Director  
Susan Thames – Asset Management Director  
Emily Harrington – Audit Director  
Byron Flood – Budget Director  
Jim Jordan – Central Services Director  
Carolyn Bell – Civil Rights Director  
Stephen Rone – Consultant Services Director  
Neal Dougherty – Contract Administration Director  
Adam Johnson – Environmental Director  
Jada Kirk – Financial Management Director  
Mark Thomas – Highway Safety Engineer  
Terrance Yarbrough – Human Resources Director  
Judy Martin – Legal Division Director  
Robby Burt – Ports and Waterways Director  
Barton Norfleet – Procurement Director  
Mack Dowell – Programming Director  
Will Craft – Public Affairs Director  
Shirley Wilson – Public Transit Director  
Trudi Loflin – Right-of-Way Director  
Scott Westerfield – State Bridge Engineer  
Shane Martin – State Construction Engineer  
Lee Frederick – State LPA Engineer  
Heath Patterson – State Maintenance Engineer  
Griffin Sullivan – State Materials Engineer  
Evan Wright – State Planning Engineer  
Cindy Smith – State Research Engineer  
Chris Nail – State Roadway Design Engineer  
James Sullivan – State Traffic Engineer



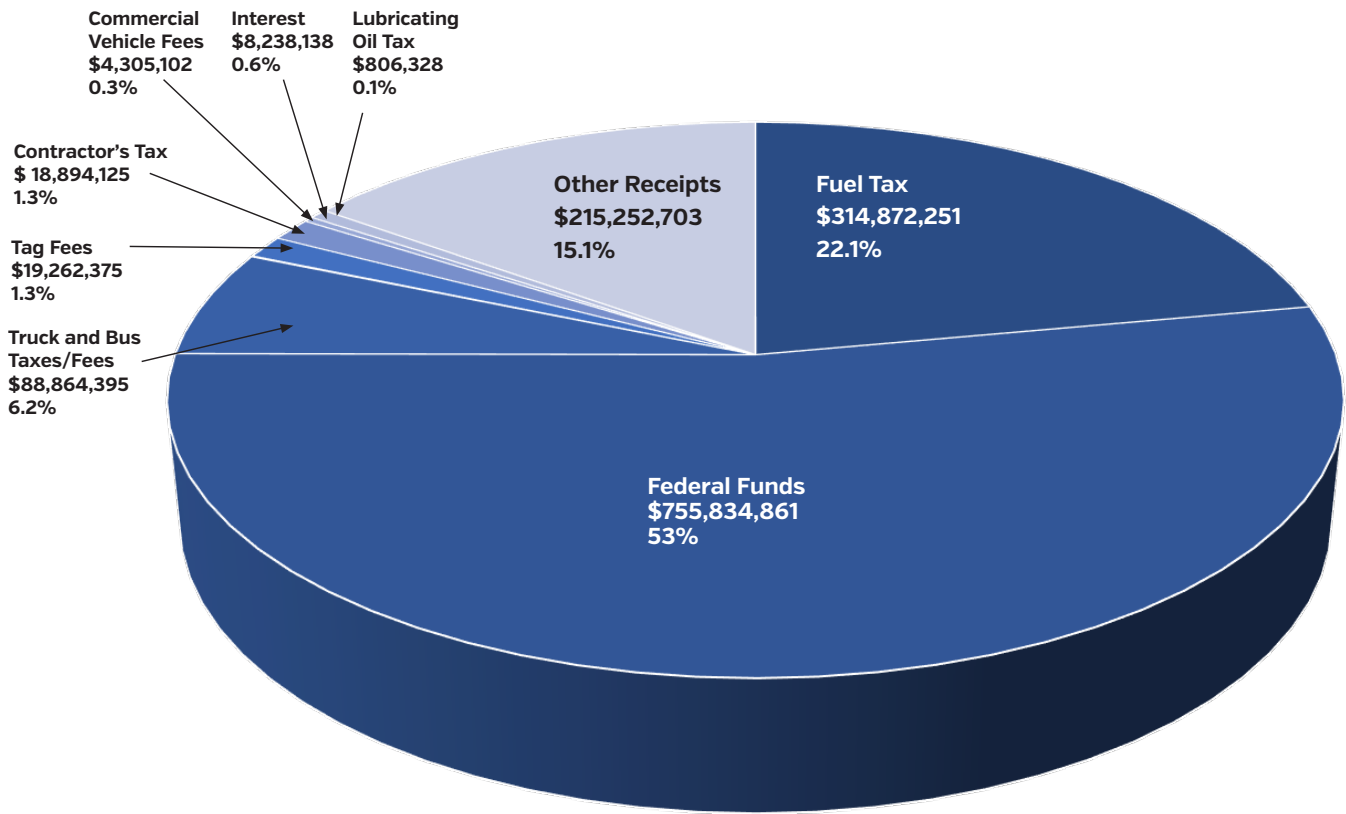
# MDOT Organizational Chart



# FINANCIAL MANAGEMENT AND BUDGET

## Statement of Receipts and Disbursements for the Fiscal Year ended June 30, 2023

### FY 2023 Receipts

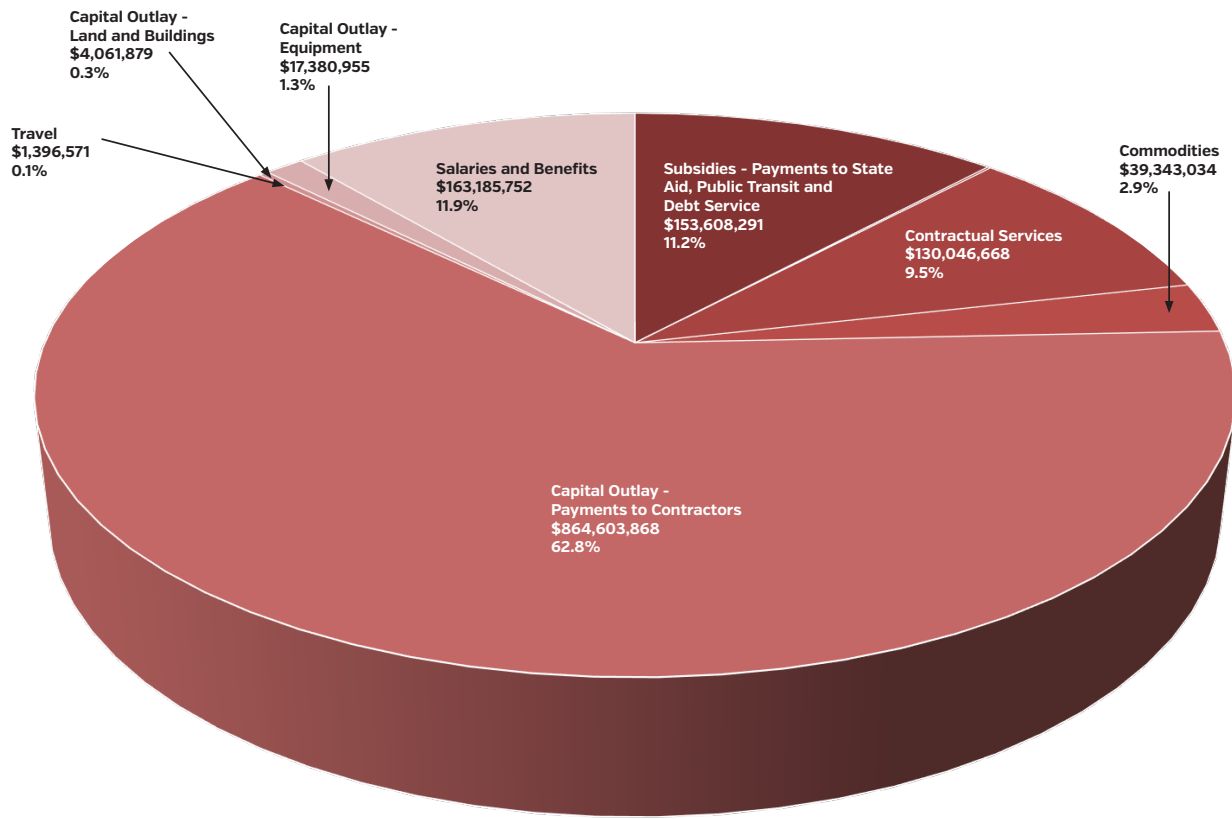


<b>Receipts:</b>	
Federal Funds	\$755,834,861
Fuel Tax	314,872,251
Other Receipts	215,252,703
Truck and Bus Taxes/Fees	88,864,395
Tag Fees	19,262,375
Contractor's Tax	18,894,125
Interest	8,238,138
Commercial Vehicle Fees	4,305,102
Lubricating Oil Tax	806,328
<b>Total Receipts</b>	<b>\$1,426,330,278</b>

# MDOT Expenditures: How Much Goes to State Roads and Bridges?

87% spent on the State Road and Bridge System  
 94% spent on the State and Local Road and Bridge System

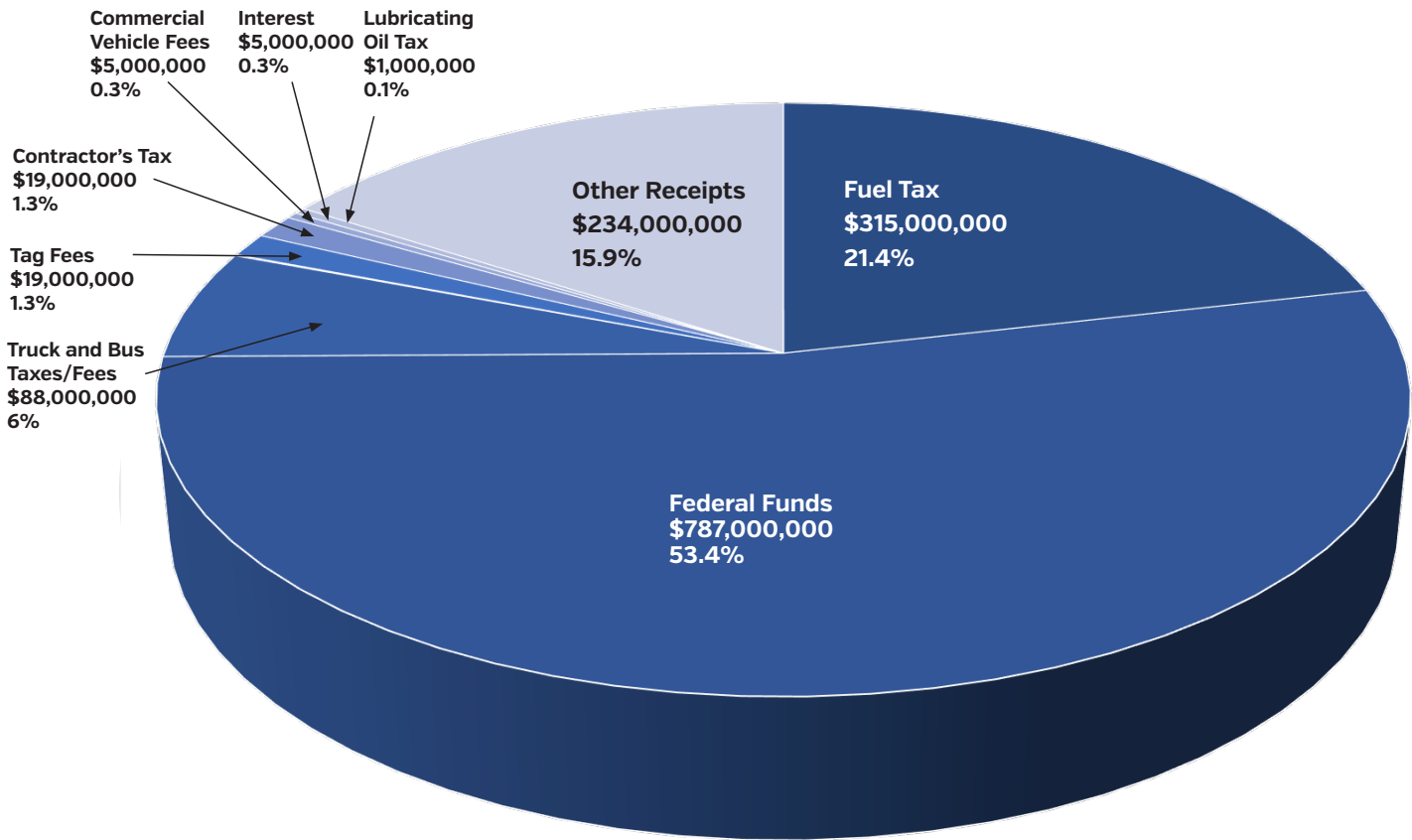
## FY 2023 Expenditures



<b>Expenditures:</b>	
Capital Outlay - Payments to Contractors	\$864,603,868
Salaries and Benefits	163,185,752
Subsidies - Payments to State Aid, Public Transit and Debt Service	153,608,291
Contractual Services	130,046,668
Commodities	39,343,034
Capital Outlay - Equipment	17,380,955
Capital Outlay - Land and Buildings	4,061,879
Travel	1,396,571
<b>Total Disbursements</b>	<b>\$1,373,627,018</b>

# Estimated Revenues for the Fiscal Year ending June 30, 2024

## FY 2024 Estimated Revenues



<b>Estimated Revenues:</b>	
Federal Funds	\$787,000,000
Fuel Tax	315,000,000
Other Receipts	234,000,000
Truck and Bus Taxes/Fees	88,000,000
Contractor's Tax	19,000,000
Tag Fees	19,000,000
Interest	5,000,000
Commercial Vehicle Fees	5,000,000
Lubricating Oil Tax	1,000,000
<b>Total</b>	<b>\$1,473,000,000</b>

# Price Trends for Mississippi Highway Construction 1987 Base Year

YEAR	ROADWAY	SURFACING		STRUCTURAL		
	EXCAVATION	HOT MIX ASPHALT PAVEMENT	CONCRETE PAVEMENT	REINFORCING STEEL	STRUCTURAL STEEL	BRIDGE CONCRETE
	AVERAGE CONTRACT PRICE (CU. YD.)	AVERAGE CONTRACT PRICE (TON)	AVERAGE CONTRACT PRICE (SQ. YD.)	AVERAGE CONTRACT PRICE (LB.)	AVERAGE CONTRACT PRICE (LB.)	AVERAGE CONTRACT PRICE (CU. YD.)
1987 BASE	\$1.03	\$26.80	\$16.68	\$0.34	\$0.71	\$227.00
1988	\$0.90	\$29.01	\$19.12[11"PL]	\$0.37	-	\$222.00
1989	\$1.09	\$29.53	\$15.00[11"PL]	\$0.37	\$0.82	\$235.00
1990	\$1.11	\$33.97	-	\$0.37	\$0.81	\$247.00
1991	\$1.17	\$32.07	\$19.02[11"PL]	\$0.36	\$0.78	\$248.00
1992	\$1.20	\$28.15	\$19.70	\$0.35	\$0.76	\$251.00
1993	\$1.52	\$31.70	-	\$0.35	\$0.73	\$259.00
1994	\$1.50	\$33.04	-	\$0.37	\$0.73	\$283.00
1995	\$1.64	\$33.17	-	\$0.40	\$0.83	\$337.00
1996	\$1.40	\$34.24	-	\$0.40	\$0.85	\$317.00
1997	\$1.70	\$35.85	-	\$0.41	\$0.96	\$348.00
1998	\$1.31	\$36.31	-	\$0.40	\$1.32	\$332.00
1999	\$1.69	\$36.21	-	\$0.42	\$1.50	\$284.00
2000	\$1.32	\$36.77	-	\$0.38	\$1.02	\$296.00
2001	\$1.74	\$37.94	\$25.24[11.0" avg]	\$0.41	\$1.30	\$328.00
2002	\$1.83	\$40.64	\$49.50[12.5" avg]	\$0.43	\$0.89	\$361.00
2003	\$1.61	\$41.73	\$31.35[12.7" avg]	\$0.46	\$1.06	\$403.00
2004	\$2.27	\$41.58	-	\$0.64	\$1.63	\$402.00
2005	\$2.72	\$45.01	\$31.89[12.7" avg]	\$0.69	\$1.37	\$392.00
2006	\$3.97	\$61.28	-	\$0.80	\$1.48	\$407.00
2007	\$2.07	\$68.75	\$72.57[6.3" avg]	\$0.80	-	\$370.00
2008	\$2.98	\$72.37	\$64.82[13.39" avg]	\$0.98	\$5.01	\$527.00
2009	\$6.77	\$79.17	\$113.25[7.7" avg]	\$0.95	\$1.37	\$530.00
2010	\$3.80	\$68.88	\$127.01[8.7" avg]	\$0.74	\$1.38	\$511.00
2011	\$3.44	\$61.28	\$91.98[9.5" avg]	\$0.91	-	\$610.00
2012	\$2.46	\$61.29	\$125.67[8.7" avg]	\$0.85	-	\$483.00
2013	\$2.99	\$60.65	\$163.60[7.958" avg]	\$0.90	\$1.49	\$485.00
2014	\$4.38	\$87.93	\$155.53[8.32" avg.]	\$0.91	\$1.56	\$574.00
2015	\$6.11	\$86.23	\$154.21[7.68" avg.]	\$0.90	\$1.46	\$613.00
2016	\$5.00	\$79.42	\$167.74[7.51" avg.]	\$0.96	\$1.37	\$633.00
2017	\$10.35	\$89.70	\$130.66[6.38" avg.]	\$0.94	\$1.19	\$857.00
2018	\$5.54	\$91.52	\$115.83[8.49" avg.]	\$0.99	\$4.27	\$800.00
2019	\$5.88	\$95.77	\$250.79[9.036" avg.]	\$1.07	\$6.41	\$986.00
2020	\$6.59	\$98.35	\$305.62[8.015" avg.]	\$1.00	\$1.80	\$973.00
2021	\$6.19	\$102.75	\$232.57[8.4" avg.]	\$1.26	\$2.36	\$1016.38
2022	\$6.87	\$141.04	\$272.44[7.87" avg.]	\$1.66	\$2.49	\$1298.81
2023	\$8.99	\$165.28	\$306.63[7.70" avg.]	\$1.67	\$2.36	\$1634.12

# REVENUE AND EXPENDITURES

## Revenue Sources

MDOT is funded through appropriations by the U.S. Congress and the Mississippi Legislature. Congress provides funding through the Federal Highway Administration (FHWA), the Federal Transit Administration (FTA), the Federal Railroad Administration (FRA), and the Federal Aviation Administration (FAA). For FY 2023, MDOT received \$755.83 million in federal reimbursements.

## State Revenue Sources

The Mississippi Legislature provides state funding through motor fuel taxes and other fees. Mississippi has a state fuel tax of 18.4 cents per gallon. Under Mississippi statutes, MDOT receives a portion of fuel tax collections. MDOT received 73 percent of total state fuel taxes collected in FY 2023: \$314.9 million. The state law allocates the remainder to Wildlife and Fisheries, Marine Resources, State Aid, cities and counties.

MDOT is also funded through receipts derived from other dedicated state taxes such as truck and bus fees; the privilege tax; weight and size permits; trip permits; a contractor's tax of 3.5 percent assessed on certain highway construction contracts; a \$5 per vehicle tag registration fee; a lubricating oil tax; and interest income.

## Federal Revenue Sources

Federal highway construction assistance is paid to all states through the Federal Aid Highway Program. Funding is derived from revenues collected by the U.S. Treasury from certain federal taxes on fuel, tire sales and other items which are deposited into the Federal Highway Trust Fund as well as infusions from the General Fund as needed to keep the Highway Trust Fund solvent.

Distribution of assistance from the Federal Highway Trust Fund is subject to periodic authorization and annual appropriation by Congress. Since such assistance was established by the Federal Aid Highway Act of 1956, the program has been reauthorized many times in various forms at generally increasing funding levels. Actual payments to states have continued without interruption since 1956.

The Federal Highway Trust Fund is a dedicated federal fund with revenues held in trust for reimbursement of expenditures by the states for costs of eligible transportation projects, including highway projects.





### Revenue Received

MDOT’s total revenue for FY 2023 was \$1.43 billion. State motor fuel taxes and federal funds provided 75.1 percent of the Department’s funding for FY 2023. MDOT received \$314.9 million in funds from state motor fuel taxes during this reporting period. As stated above, the state motor fuel tax is a primary funding source for the Department. Revenue from other state taxes for FY 2023 included the following:

- Truck & Bus Taxes/Fees           \$88.9 million
- Contractor’s Tax                     \$18.9 million
- Tag Fees                                 \$19.3 million

### Actual Expenditures

MDOT’s expenditures for FY 2023 totaled approximately \$1.37 billion. MDOT’s expenditures for state and locally-maintained roads and bridges totaled approximately \$1.29 billion.

- Of this amount, \$91.1 million transferred for Local Road and Bridge System as Federal Highway pass-throughs to State Aid and local governments (LPAs and MPOs)

As shown below, the large majority of the Department’s expenditures were focused in the Construction program [dollar amounts are in the millions]:

Maintenance Program	\$248.8	18.1%
Construction Program	\$954.8	69.5%
Administration Program	\$54.9	4.0%
Debt Services Program	\$73.8	5.4%
Aeronautics, Rails, Transit and Ports Program	\$41.3	3.0%
	\$1373.6	100%

### FY 2024 Projected Revenues & Expenditures

MDOT’s budgeted expenditures (as appropriated by the Mississippi Legislature) for FY 2024 are approximately \$1.43 billion, while estimated revenues are approximately \$1.43 billion.



# ADDENDUM

- Automobile Operating Costs
- Maintenance Expenditures
- Construction Expenditures
- Contracts Awarded



# **AUTOMOBILE** **OPERATING COSTS**

MS DEPARTMENT OF TRANSPORTATION

Automobile Operating Costs

Fiscal Year: 2023

Vehicle Mfg	Vehicle Number	Original Cost	Operating Cost	FY Miles	Cost Per Mile	Disposed
CHEV	01-00013	15,178	1,017	1,735	0.59	
CHEV	01-00030	14,990	3,156	7,665	0.41	
CHEV	01-00098	17,291	1,418	7,698	0.18	
CHEV	01-00100	17,291	806	4,750	0.17	
DG	01-00101	16,475	0	0	0.00	
CHEV	01-00107	17,723	1,107	7,491	0.15	
CHEV	01-00108	17,723	389	8,441	0.05	
CHEV	01-00112	17,291	1,633	7,858	0.21	
CHEV	01-00113	17,291	1,285	8,040	0.16	
CHEV	01-00114	17,291	1,610	8,089	0.20	
CHEV	01-00115	17,291	1,329	6,167	0.22	
CHEV	01-00116	17,291	975	7,198	0.14	
CHEV	01-00117	17,291	1,047	2,850	0.37	
CHEV	01-00118	17,291	1,188	11,424	0.10	
CHEV	01-00120	17,291	2,472	13,272	0.19	
CHEV	01-00121	17,291	1,278	5,870	0.22	
CHEV	01-00122	17,291	1,355	12,551	0.11	
CHEV	01-00123	17,291	600	5,129	0.12	
CHEV	01-00125	17,291	1,693	6,621	0.26	
CHEV	01-00126	17,291	1,114	10,239	0.11	
CHEV	01-00127	17,291	821	6,772	0.12	
CHEV	01-00128	17,291	1,346	9,023	0.15	
CHEV	01-00129	17,291	1,088	9,200	0.12	
CHEV	01-00131	17,291	2,731	9,352	0.29	
CHEV	01-00132	17,291	333	2,186	0.15	
CHEV	01-00133	17,291	543	6,029	0.09	
CHEV	01-00134	17,555	1,318	12,031	0.11	
CHEV	01-00136	17,555	2,583	17,206	0.15	
CHEV	01-00137	17,555	2,133	7,394	0.29	
CHEV	01-00138	17,555	394	2,576	0.15	
CHEV	01-00139	17,945	1,279	10,754	0.12	
CHEV	01-00141	17,945	0	0	0.00	08/10/2022
CHEV	01-00142	17,945	1,628	4,555	0.36	
CHEV	01-00143	17,945	889	7,087	0.13	
CHEV	01-00144	17,945	1,118	5,305	0.21	
CHEV	01-00146	18,388	6,846	35,120	0.19	
CHEV	01-00147	18,388	1,058	9,895	0.11	
CHEV	01-00148	18,388	1,333	10,401	0.13	
CHEV	01-00149	18,388	1,148	6,663	0.17	
CHEV	01-00150	18,388	1,166	11,856	0.10	
CHEV	01-00151	18,388	1,232	6,834	0.18	
CHEV	01-00152	18,388	1,295	12,398	0.10	
CHEV	01-00153	18,388	1,248	12,204	0.10	
CHEV	01-00154	18,388	947	9,627	0.10	
CHEV	01-00155	18,388	1,325	8,912	0.15	

**MS DEPARTMENT OF TRANSPORTATION**  
**Automobile Operating Costs**  
Fiscal Year: 2023

<b>Vehicle Mfg</b>	<b>Vehicle Number</b>	<b>Original Cost</b>	<b>Operating Cost</b>	<b>FY Miles</b>	<b>Cost Per Mile</b>	<b>Disposed</b>
CHEV	01-00156	21,858	1,456	3,907	0.37	
FORD	01-00158	20,822	860	3,223	0.27	



# **MAINTENANCE EXPENDITURES**

**BY COUNTY AND PROJECT**

**MS DEPARTMENT OF TRANSPORTATION**  
**Maintenance Expenditures by County**  
**Fiscal Year: 2023**

<b>County</b>	<b>Miles</b>	<b>Cost</b>	<b>Cost Per Mile</b>
Adams	55.91	744,528.42	13,317.51
Alcorn	87.36	803,593.60	9,198.13
Amite	155.95	1,103,015.03	7,072.70
Attala	199.38	1,625,008.59	8,150.42
Benton	101.02	736,113.73	7,286.68
Bolivar	196.73	925,081.97	4,702.30
Calhoun	125.68	1,014,419.97	8,071.61
Carroll	129.34	1,003,818.13	7,760.97
Chickasaw	128.03	985,826.65	7,700.16
Choctaw	83.29	294,522.47	3,536.31
Claiborne	68.57	1,016,973.88	14,831.77
Clarke	159.93	986,867.59	6,170.76
Clay	81.40	809,303.15	9,942.33
Coahoma	114.78	783,916.87	6,829.61
Copiah	146.60	1,279,048.79	8,724.78
Covington	135.17	805,393.11	5,958.43
Desoto	162.85	2,216,423.54	13,610.48
Forrest	97.91	1,840,241.38	18,795.53
Franklin	81.40	682,320.02	8,382.01
George	116.23	907,349.41	7,806.43
Greene	128.92	806,689.19	6,257.09
Grenada	96.12	1,625,387.88	16,910.17
Hancock	94.79	1,005,374.55	10,605.83
Harrison	127.23	3,830,690.64	30,108.59
Hinds	185.04	5,234,061.93	28,286.70
Holmes	157.26	1,125,068.59	7,154.15
Humphreys	73.88	634,723.50	8,591.37
Issaquena	63.02	169,436.77	2,688.70
Itawamba	165.07	971,926.51	5,887.89
Jackson	130.51	2,016,806.78	15,453.50
Jasper	157.70	536,804.10	3,403.85
Jefferson	101.83	1,137,420.54	11,170.07
Jefferson_Davis	96.77	937,606.58	9,689.00
Jones	161.38	2,181,458.04	13,517.85
Kemper	151.15	862,459.41	5,706.15
Lafayette	144.35	1,224,228.82	8,480.72
Lamar	108.81	950,256.88	8,733.42
Lauderdale	194.98	1,987,783.30	10,194.83
Lawrence	106.61	1,688,427.88	15,837.02
Leake	171.53	2,021,478.03	11,784.78
Lee	154.52	2,154,255.70	13,941.49
Leflore	107.03	1,194,876.09	11,164.34
Lincoln	121.42	1,041,552.10	8,577.98
Lowndes	141.70	866,827.49	6,117.54
Madison	150.00	3,136,268.30	20,907.93
Marion	121.15	861,193.94	7,108.27
Marshall	206.39	1,589,326.73	7,700.75

**MS DEPARTMENT OF TRANSPORTATION**  
**Maintenance Expenditures by County**  
**Fiscal Year: 2023**

<b>County</b>	<b>Miles</b>	<b>Cost</b>	<b>Cost Per Mile</b>
Monroe	169.49	1,416,823.71	8,359.39
Montgomery	105.58	735,276.20	6,964.30
Neshoba	166.39	2,240,972.14	13,468.36
Newton	153.62	1,573,844.69	10,245.12
Noxubee	109.97	760,612.54	6,916.38
Oktibbeha	104.01	952,229.59	9,155.23
Panola	175.31	1,573,866.23	8,977.84
Pearl_River	172.92	1,693,865.36	9,795.64
Perry	108.68	766,265.65	7,050.82
Pike	136.13	1,670,670.36	12,272.54
Pontotoc	180.73	1,410,592.49	7,805.12
Prentiss	123.96	1,249,023.10	10,076.06
Quitman	83.92	607,797.88	7,242.78
Rankin	240.34	3,355,319.80	13,960.43
Scott	169.49	1,530,720.21	9,031.16
Sharkey	66.00	375,827.38	5,694.52
Simpson	184.25	843,897.85	4,580.26
Smith	161.21	921,838.06	5,718.38
Stone	68.45	613,638.40	8,964.17
Sunflower	137.67	751,418.68	5,457.94
Tallahatchie	105.95	632,414.46	5,968.80
Tate	83.24	673,231.62	8,087.56
Tippah	101.07	906,329.78	8,967.70
Tishomingo	118.17	511,367.09	4,327.43
Tunica	65.03	384,490.69	5,912.24
Union	146.80	1,203,188.08	8,196.17
Walthall	106.40	474,033.93	4,455.19
Warren	92.42	3,011,431.78	32,583.66
Washington	190.24	1,109,679.33	5,832.92
Wayne	102.50	1,077,567.57	10,513.24
Webster	79.36	393,619.40	4,960.16
Wilkinson	89.24	761,036.77	8,527.77
Winston	142.63	825,185.44	5,785.31
Yalobusha	121.83	1,130,672.75	9,281.07
Yazoo	180.79	1,861,256.56	10,295.37
<b>Report Totals:</b>	<b>10,590.48</b>	<b>102,356,162.14</b>	<b>9,664.92</b>

MS DEPARTMENT OF TRANSPORTATION  
Maintenance Proj Expenditures by County

Requester: MATWOOD  
Report ID: DR000152

Project #	Program	Project Type	Project Description	Fiscal Year Expenditures	Total Expenditures
<b>Adams</b>					
*****		*****			
308316 / 301000	Projects-Other	CON	US 84 from US 61 to Dunbarton Rd (0.0 - 5.23)	16,227.00	16,227.00
308445 / 301000	Repair Projects	CON	US61 Adams Co Guardrail @ S Shields Ln SB RL By State Forces	4,312.29	4,312.29
308533 / 301000	Repair Projects	CON	US 425 Adams Co Guardrail @ MS River Brg By State Forces	3,347.76	3,347.76
308534 / 301000	Repair Projects	CON	US425 AdamsCo Guardrail @ Lower Woodville Rd By State Forces	6,272.73	6,272.73
308576 / 301000	Repair Projects	CON	US 61 Adams Co Guardrail @ Brdg 33.9b By State Forces	2,969.36	2,969.36
308659 / 301000	Repair Projects	CON	US61 AdamsCo TrafficPole@Col John Pitchford By Combination of State and Contr	3,242.73	3,242.73
<b>County Total</b>				<b>36,371.87</b>	
<b>Alcorn</b>					
*****		*****			
307318 / 301000	Repair Projects	CON	US 72 Alcorn Co Traffic Signal @ Alcorn Dr by State Forces	1,450.59	5,550.30
308241 / 301000	Repair Projects	CON	US72 Alcorn Co SignalRepair @ Fulton St By State Forces	8,315.18	8,795.22
308289 / 301000	Repair Projects	CON	US 72 AlcornCo Guardrail@ Tusculmbia#59.A By State Forces	3,496.78	3,496.78
308552 / 301000	Repair Projects	CON	US 45 Alcorn Co Guardrail @ 275.6A By State Forces	2,843.67	2,843.67
308746 / 301000	Repair Projects	CON	MS2 Alcorn Co Guardrail @ 45.6 By State Forces	3,429.14	3,429.14
<b>County Total</b>				<b>19,535.36</b>	
<b>Amite</b>					
*****		*****			
307935 / 301000	Repair Projects	CON	MS 569 Amite Co Guardrail @ 2.8 Mi N of Hwy 24 By State Forces	4,779.44	4,779.44
307970 / 301000	Unusual or Disaster Projects		Amite Co Contract Debris Removal Hurricane Ida Aug 30 2021	1,087,155.70	2,716,026.93
308131 / 301000	Repair Projects	CON	MS 24 Amite Co Guardrail @ 2.5 Mi W of Hwy 567 By State Forces	2,216.85	2,216.85
308403 / 301000	Repair Projects	CON	MS 568 Amite Co Guardrail @ Gillsburg By State Forces	2,664.28	2,664.28
308575 / 301000	Repair Projects	CON	MS 569 Amite Co Guardrail @ Brdg 26.9 By State Forces	4,147.58	4,147.58
<b>County Total</b>				<b>1,100,963.85</b>	
<b>Attala</b>					
*****		*****			
307902 / 301000	2022 Maintenance Projects	CON	SR 14 From SR 35 to SR 19	518.42	518.42
307902 / 301999	Projects-Other	CON	SR 14 From SR 35 to SR 19	114.66	114.66
308506 / 301000	Repair Projects	CON	MS43 Attala Co Guardrail @ 1 Mi N of MS43 By Combination of State and Contract	2,387.63	2,387.63
308700 / 301000	Repair Projects	CON	MS12 Attala Co Guardrail @ Brg 115.5 By Combination of State and Contract Force	6,871.46	6,871.46
<b>County Total</b>				<b>9,892.17</b>	

MS DEPARTMENT OF TRANSPORTATION  
Maintenance Proj Expenditures by County

Requester: MATWOOD  
Report ID: DR000152

Project #	Program	Project Type	Project Description	Fiscal Year Expenditures	Total Expenditures
<b>Benton</b>					
*****		*****			
306382 / 301000	Repair Projects	CON	I-22 Benton Co Cablerail @ MM 48.1 By Contract Forces	880.00	880.00
307511 / 301000	2022 Maintenance Projects	CON	SR 5 From 1.4 Mi S Of Massengill Rd To 0.1 Mi N Of Shop	5,864,984.21	5,864,984.21
307511 / 301999	Projects-Other	CON	SR 5 From 1.4 Mi S Of Massengill Rd To 0.1 Mi N Of Shop	86,779.85	86,779.85
307511 / 302000	2022 Maintenance Projects	CON	SR 370 From SR 5 To Begin New Project	447,322.17	447,322.17
307511 / 302999	Projects-Other	CON	SR 370 From SR 5 To Begin New Project	3,032.73	3,032.73
308536 / 301000	Repair Projects	CON	I22 Benton County Guardrail @ Bridge 18.9b By Combination of State and Contract	6,911.91	6,911.91
308630 / 301000	Unusual or Disaster Projects		SR 370 Benton Co Collapsed Pipe By State Forces	16,551.94	16,551.94
<b>County Total</b>				<b>6,426,462.81</b>	
<b>Bolivar</b>					
*****		*****			
308523 / 301000	Repair Projects	CON	MS 444 Bolivar Co Guardrail @ 0.6 Mi W of Intersection US 61 By Contract Forces	2,517.17	2,517.17
308811 / 306000	Unusual or Disaster Projects		Bolivar Co June 25 2023 Storm Damage	1,050.70	1,050.70
<b>County Total</b>				<b>3,567.87</b>	
<b>Calhoun</b>					
*****		*****			
306904 / 301000	Projects-Other	CON	SR 8 from Calhoun City to Stop Bar at 8E	958,923.90	959,781.04
308081 / 301000	Repair Projects	CON	MS 9 Calhoun Co Guardrail @ Bridge 51.3 By State Forces	1,764.10	1,764.10
<b>County Total</b>				<b>960,688.00</b>	
<b>Carroll</b>					
*****		*****			
308657 / 308000	Unusual or Disaster Projects		Carroll Co Mar 24 2023 Storm Damage By State Forces	1,260.79	1,260.79
<b>County Total</b>				<b>1,260.79</b>	
<b>Chickasaw</b>					
*****		*****			
307465 / 301000	2022 Maintenance Projects	CON	SR 32 From Calhoun CL To SR 15	4,136,127.49	4,136,127.49
307465 / 301999	Projects-Other	CON	SR 32 From Calhoun CL To SR 15	97,078.80	97,078.80
<b>County Total</b>				<b>4,233,206.29</b>	
<b>Choctaw</b>					
*****		*****			
306968 / 301000	Projects-Other	CON	SR 9 From SR 12 To Webster CL	6,640.00	4,065,615.91
308347 / 301000	Repair Projects	CON	MS 413 Choctaw Co Guardrail @ 0.1 MI S of SR 12 By State Forces	4,314.10	4,314.10

MS DEPARTMENT OF TRANSPORTATION  
Maintenance Proj Expenditures by County

Requester: MATWOOD  
Report ID: DR000152

Project #	Program	Project Type	Project Description	Fiscal Year Expenditures	Total Expenditures
<b>Choctaw</b>					
308497 / 310000	Unusual or Disaster Projects	*****	Choctaw Co Storm Damage Nov 29 2022 By State Forces	5,264.51	5,264.51
<b>County Total</b>				<b>16,218.61</b>	
<b>Claiborne</b>					
308231 / 301000	Repair Projects	CON	US 61 Claiborne Co Guardrail @ Batnes Crk Brg # 79.5A By State Forces	9,965.78	9,965.78
308321 / 301000	Projects-Other	CON	SR 18 From 0.4 Mi West of Lemon Rd to West to Copiah County Line	135.70	135.70
<b>County Total</b>				<b>10,101.48</b>	
<b>Clarke</b>					
307492 / 302000	2022 Maintenance Projects	CON	SR 145 From Wayne CL North 2.763 Mi To US 45	1,149,844.44	1,149,844.44
307492 / 302999	Projects-Other	CON	SR 145 From Wayne CL North 2.763 Mi To US 45	44,000.55	44,000.55
308248 / 301000	Repair Projects	CON	I-59S ClarkeCo Guardrail@Souenlovie Creek By State Forces	7,772.06	7,772.06
308537 / 301000	Repair Projects	CON	I-59N Clarke Co Guardrail @ MM 135 By State Forces	1,568.63	1,568.63
308794 / 312000	Unusual or Disaster Projects		Clarke Co June 2023 Storm Damage	626.59	626.59
<b>County Total</b>				<b>1,203,812.27</b>	
<b>Clay</b>					
308600 / 301000	Repair Projects	CON	US45A Clay Co Guardrail @ 161.4A By State Forces	5,331.21	5,331.21
308753 / 301000	Repair Projects	CON	US45A Clay Co Guardrail @161.4B By State Forces	1,087.58	1,087.58
<b>County Total</b>				<b>6,418.79</b>	
<b>Copiah</b>					
306975 / 301000	Projects-Other	CON	SR 801 From SR 27 To Hinds CL To Include intersection Of SR 27 And US 51	71,871.53	751,241.09
306976 / 301000	Projects-Other	CON	SR 28 From 1 Mile E Of Sylvarena Rd To 0.5 Miles W Of Old Port Gibson Rd	122,286.81	1,747,650.86
307496 / 301000	2022 Maintenance Projects	CON	US 51 From N Of SR 28 To N of South Pat Harrison Dr	2,351,512.28	2,351,512.28
307496 / 301999	Projects-Other	CON	US 51 From N Of SR 28 To N of South Pat Harrison Dr	74,791.60	74,791.60
307496 / 302000	2022 Maintenance Projects	CON	SR 844 Fr East of I-55 To US 51	144,654.43	144,654.43
307496 / 302999	Projects-Other	CON	SR 844 Fr East of I-55 To US 51	4,296.39	4,296.39
308232 / 301000	Repair Projects	CON	MS27 Copiah Co Guardrail @ RailRoad Brg By State Forces	3,438.80	3,438.80
308288 / 301000	Repair Projects	CON	I55 Copiah Co Guardrail @ 1M S of EX 72 By State Forces	2,316.14	2,316.14
308321 / 302000	Projects-Other	CON	SR 18 From Claiborne CL to West of Carpenter Rd	67.85	67.85
308335 / 301000	Repair Projects	CON	I-55 Copiah Co Guardrail @ 1 Mi Before Exit 72 By State Forces	2,764.27	2,764.27

Project #	Program	Project Type	Project Description	Fiscal Year Expenditures	Total Expenditures
<b>Copiah</b>					
*****		*****			
308408 / 301000	Repair Projects	CON	Hwy 28W Copiah Co Guardrail @ 3.5 Mi W of I-55 By State Forces	6,848.86	6,848.86
308420 / 301000	Repair Projects	CON	I-55 Copiah Co Guardrail @ N of Bridge 67.6 By State Forces	2,974.66	2,974.66
308553 / 301000	Repair Projects	CON	MS27 Copiah Co Guardrail @ BRG 65.8 By State Forces	10,259.00	10,259.00
308663 / 301000	Repair Projects	CON	I-55NB Copiah Co Guardrail @ Past EXIT 65 By State Forces	3,353.23	3,353.23
<b>County Total</b>				<b>2,801,435.85</b>	
<b>Covington</b>					
*****		*****			
308195 / 301000	Repair Projects	CON	SR 532 WB Covington Co Guardrail @ 2 mi E of jct SR 35 by State Forces	1,867.65	4,895.31
308330 / 301000	Repair Projects	CON	US84 Covington Co Guardrail @ Brdg 114.4 By State Forces	3,748.74	3,748.74
308351 / 301000	Repair Projects	CON	US49 Covington Co Guardrail @ 1 Mi N of Shady Acres By State Forces	1,836.18	1,836.18
308352 / 301000	Repair Projects	CON	US49 CovingtonCo Guardrail@ 1.5 Mi N of Shady Acres By State Forces	2,905.84	2,905.84
308535 / 301000	Repair Projects	CON	US49 CovingtonCo Guardrail @ Brdg 105.1A By State Forces	5,447.96	5,447.96
308653 / 301000	Repair Projects	CON	US49 CovingtonCo Attenuator@ US 84 Overpass By State Forces	35,342.02	35,342.02
308719 / 316000	Unusual or Disaster Projects		Covington Co May 2023 Storm Damage By State Forces	18,124.80	18,124.80
308791 / 316000	Unusual or Disaster Projects		Covington Co June 2023 Storm Damage By State Forces	872.32	872.32
<b>County Total</b>				<b>70,145.51</b>	
<b>Desoto</b>					
*****		*****			
307722 / 301000	Projects-Other	CON	DeSoto Co Signs and Supports by TED Forces	104,064.98	209,617.84
307801 / 301000	Repair Projects	CON	I-69 DeSoto Co DMS @ Fogg Road By Contract Forces	12,863.20	12,863.20
308256 / 301000	Repair Projects	CON	MS305 DeSoto Co Guardrail @ Bridge 15.4 By Combination of State and Contract F	2,016.06	2,016.06
308375 / 301000	Repair Projects	CON	MS305 DeSoto Co Guardrail @ Brdg 14.6 By Combination of Contract and State Fo	2,634.66	2,634.66
308407 / 301000	Repair Projects	CON	US78 DeSoto Co ITSCabinet @ 1 Mi E of Exit 6 By Contract Forces	6,850.00	6,850.00
308439 / 301000	Repair Projects	CON	MS304 DeSoto Co Guardrail @ Brdg 0.7A By Combination of State and Contract Fo	130.07	130.07
308477 / 301000	Repair Projects	CON	I69 DeSoto Co Guardrail @ Bridge 289.3B By Combination of State and Contract Fc	4,015.41	4,015.41
308490 / 301000	Repair Projects	CON	US51 DeSoto Co Guardrail @ Bridge 289.2 By State Forces	101.18	101.18
308491 / 301000	Repair Projects	CON	US51 DeSoto Co Guardrail @ Bridge 292.1 By State Forces	67.45	67.45
308492 / 301000	Repair Projects	CON	US 51 DeSoto Co Guardrail @ Bridge 292.7 By State Forces	5,905.49	5,905.49
308507 / 301000	Repair Projects	CON	US78 DeSoto Co ITSCabinet @ 0.5 Mi W of Bethel Road By Combination of State a	7,890.00	7,890.00
308614 / 301000	Repair Projects	CON	I-269 DeSoto Co Guardrail @ Bridge 21.1b By Combination of State and Contract Fc	3,017.42	3,017.42
308755 / 301000	Repair Projects	CON	I55 DeSoto Co Guardrail @ Bridge 280.1B By State Forces	3,991.43	3,991.43
<b>County Total</b>				<b>153,547.35</b>	

Project #	Program	Project Type	Project Description	Fiscal Year Expenditures	Total Expenditures
*****	<b>Forrest</b>	*****			
307488 / 301000	Projects-Other	CON	US 11 From Bouie Street To Leaf River	-9,695.50	491,142.35
307488 / 302000	Projects-Other	CON	SR 42 From End of Petal 4-Lane To Perry CL	9,695.50	596,979.37
308274 / 301000	Repair Projects	CON	MS 42 Forrest Co SignalPole@ Leeville Rd By Combination of State and Contract F	26,995.00	26,995.00
308292 / 301000	Repair Projects	CON	Hwy 49 Forrest Co HazardCleanup @ Hwy 42 By State Forces	1,626.24	1,626.24
308336 / 301000	Repair Projects	CON	Hwy49S ForrestCo Guardrail @ Broadway Dr By State Forces	793.83	793.83
308406 / 301000	Repair Projects	CON	Hwy 11 Forrest Co Guardrail @ US 98 By State Forces	5,441.21	5,441.21
308583 / 301000	Repair Projects	CON	US 49N ForrestCo Guardrail@ N of Tower Rd By State Forces	4,004.47	4,004.47
308703 / 301000	Repair Projects	CON	I-59 Forrest Co Bridge @ Hwy 49 Overpass By Combination of State and Contract F	21,492.45	21,492.45
308794 / 318000	Unusual or Disaster Projects		Forrest Co June 2023 Storm Damage	1,750.60	1,750.60
<b>County Total</b>				<b>62,103.80</b>	
*****	<b>Franklin</b>	*****			
308414 / 301000	Repair Projects	CON	US 84 Franklin Co Guardrail @ Brdg 34.2A By State Forces	27,490.37	27,490.37
308648 / 301000	Repair Projects	CON	US98 Homochitto River Bridge Replacement State Forces for 100888	22,743.05	22,743.05
308681 / 301000	Repair Projects	CON	US84 Franklin Co Asphalt @ Dummy Line Rd and Wakefield Ln By State Forces	104,868.65	104,868.65
<b>County Total</b>				<b>155,102.07</b>	
*****	<b>George</b>	*****			
307910 / 301000	Projects-Other	CON	SR 63 Fr Sally Parker Rd to Jct of US 98	7,454,256.97	7,454,256.97
<b>County Total</b>				<b>7,454,256.97</b>	
*****	<b>Grenada</b>	*****			
307510 / 302000	Projects-Other	CON	US 51 from Montgomery county line to Glenwild Begin of 5-Lane	2,747,698.79	2,747,698.79
308135 / 301000	Repair Projects	CON	US 51 Grenada Co Guardrail @ Brdg 212.1b By State Forces	1,093.92	1,093.92
308137 / 301000	Repair Projects	CON	US 51 Grenada Co Guardrail @ Brdg 207.3 By State Forces	983.10	983.10
308489 / 301000	Repair Projects	CON	I55 Grenada Co Guardrail @ MS7 Exit Ramp By Combination of State and Contract	3,648.60	3,648.60
308593 / 301000	Repair Projects	CON	US51 Grenada Co Guardrail @ Bridge 211.2B By Combination of State and Contract	7,357.53	7,357.53
<b>County Total</b>				<b>2,760,781.94</b>	
*****	<b>Hancock</b>	*****			
308249 / 301000	Repair Projects	CON	MS 607 HancockCo Guardrail@ E of BettyWhite Rd By State Forces	3,170.59	3,170.59
308250 / 301000	Repair Projects	CON	MS607 HancockCo Guardrail@ E of BettyWhite Rd By State Forces	3,761.86	3,761.86

Project #	Program	Project Type	Project Description	Fiscal Year Expenditures	Total Expenditures
<b>Hancock</b>					
*****		CON	MS604 Hancock Co Guardrail @ S of MS 607 By State Forces	2,677.33	2,677.33
308270 / 301000	Repair Projects	CON	I-10W HancockCo Guardrail@ PearlRiver Brg By State Forces	2,195.61	2,195.61
308273 / 301000	Repair Projects	CON	I-10W Hancock Co Bridge @ PearlRiverBrg By Combination of State and Contract F	1,845.52	1,845.52
308463 / 301000	Repair Projects	CON	I-10W Hancock Co Guardrail @ 603 By State Forces	4,099.30	4,099.30
308715 / 301000	Repair Projects	CON	US 90W HancockCo Guardrail @ Royal Oak Rd By State Forces	5,417.49	5,417.49
308733 / 301000	Repair Projects	CON	MS 603 Hancock Co BridgeRail @ N of Hoda Rd By State Forces	9,319.17	9,319.17
308754 / 301000	Repair Projects				
<b>County Total</b>				<b>32,486.87</b>	
<b>Harrison</b>					
*****		CON	Harrison Co Signs and Support By TED Forces at I-10 and I-110	125,771.30	125,771.30
308233 / 301000	Projects-Other	CON	I-110 HarrisonCo LightPole@S of Drawstand in D'lberville By Combination of State a	1,701.71	1,701.71
308353 / 301000	Repair Projects	CON	I-10E Harrison Co Fence @ MM 40 By State Forces	1,852.30	1,852.30
308517 / 301000	Repair Projects	CON	I-10 Harrison Co Guardrail @ Hwy 49 By State Forces	5,905.78	5,905.78
308522 / 301000	Repair Projects	CON	I-110 Harrison Co DrawBridge @ BiloxiBackBay By Combination of State and Contr	5,154.42	5,154.42
308556 / 301000	Repair Projects	CON	I-110 Harrison Co Guardrail @ I-10 By State Forces	3,232.40	3,232.40
308574 / 301000	Repair Projects	CON	MS67 HarrisonCo Guardrail@ Promenade Pkwy By State Forces	4,741.65	4,741.65
308633 / 301000	Repair Projects	CON	I-10W HarrisonCo Guardrail@Tchoutacabouffa Brg By State Forces	1,631.44	1,631.44
308745 / 301000	Repair Projects	CON	I-10E Harrison Co Guardrail @ Biloxi Rvr By State Forces	4,976.33	4,976.33
308749 / 301000	Repair Projects	CON	MS67 Harrison Co ConcWall @ Hwy 49 By State Forces	1,502.87	1,502.87
308772 / 301000	Repair Projects	CON	I-10 HarrisonCo Guardrail @ LameyBrdgRd By State Forces	5,880.57	5,880.57
308787 / 301000	Repair Projects	CON	I-10E Harrison Co Guardrail @ Exit 38 By State Forces	689.16	689.16
308804 / 301000	Repair Projects	CON	I-10E HarrisonCo Guardrail @ Lamey Brg Rd By State Forces	656.94	656.94
308805 / 301000	Repair Projects	CON	I-10 HarrisonCo Guardrail @ MM 35.8 By State Forces	825.52	825.52
308806 / 301000	Repair Projects				
<b>County Total</b>				<b>164,522.39</b>	
<b>Hinds</b>					
*****		CON	I-220 Hinds Co Guardrail B/T MM 1.25 and 1.50 By State Forces	1,211.81	1,211.81
307384 / 301000	Repair Projects	CON	I-55 Hinds Co LightPole @ McDowell Rd Exit By Combination of State and Contract	4,514.46	4,514.46
307411 / 301000	Repair Projects	CON	I-55 Hinds Co Guardrail @ Under Hwy 25 By State Forces	2,434.24	2,434.24
307679 / 301000	Repair Projects	CON	I-55 HindsCo Attenuator @ Ramp McDowell By Combination of State and Contract F	4,125.55	4,125.55
307728 / 301000	Repair Projects	CON	I-55 Hinds Co Attenuator @ MM 100 By Combination of State and Contract Forces	4,028.99	4,965.71
307729 / 301000	Repair Projects	CON	I-220 Hinds Co Guardrail @ MM 8.75 Watkins Blvd By State Forces	1,997.37	1,997.37
307771 / 301000	Repair Projects				

Project #	Program	Project Type	Project Description	Fiscal Year Expenditures	Total Expenditures
*****	Hinds	*****			
308018 / 301000	Repair Projects	CON	I-55 Hinds Co Guardrail @ NB at Mason Blvd By State Forces	2,461.74	2,461.74
308049 / 301000	Repair Projects	CON	I-55 Hinds Co Guardrail @ Lakeland Brg By State Forces	542.04	542.04
308092 / 301000	Repair Projects	CON	I-220 Hinds Co Guardrail @ No of MM 2.50 By State Forces	2,573.62	2,573.62
308094 / 301000	Repair Projects	CON	I-220 Hinds Co Lightpole @ MM 6.75 By Combination of State and Contract Forces	1,845.63	1,845.63
308113 / 301000	Repair Projects	CON	I-55 Hinds Co Guardrail @ MM 84 By State Forces	3,891.81	3,891.81
308122 / 301000	Repair Projects	CON	I-220 HindsCo Guardrail@ Capitol St Exit By State Forces	-45.36	3,540.61
308199 / 301000	Repair Projects	CON	I-20 EB Hinds Co Guardrail @ EllisAve By State Forces	1,466.03	2,937.55
308204 / 301000	Repair Projects	CON	I-20 HindsCo ConcreteBridge @ Terry Rd Brg # 44.9b By Contract Forces	117,385.87	117,385.87
308205 / 301000	Repair Projects	CON	I-55 Hinds Co Guardrail @ Elton Rd Brg By State Forces	2,460.43	2,460.43
308285 / 301000	Repair Projects	CON	I-55 Hinds Co Guardrail @ Wynndale Exit By State Forces	4,263.16	4,263.16
308286 / 301000	Repair Projects	CON	I-55 Hinds Co Guardrail @ MM 97 By State Forces	4,496.17	4,496.17
308291 / 301000	Repair Projects	CON	I-20 Hinds Co Guardrail@ 1 Mi W of Edwards By State Forces	5,301.91	5,301.91
308343 / 301000	Repair Projects	CON	I-55 HindsCo DMSCamera@OldCanton/Meadowbrook By Combination of State and	2,300.00	2,300.00
308362 / 325000	Unusual or Disaster Projects		D5 Hinds Co Aug 24 2022 Flooding By State Forces	922.90	922.90
308371 / 301000	Repair Projects	CON	I-220 Hinds Co Guardrail @ Ramp 1b By State Forces	1,214.67	1,214.67
308392 / 301000	Repair Projects	CON	I20 HindsCo Guardrail@ EB Brg Over 55 By State Forces	2,147.56	2,147.56
308393 / 301000	Repair Projects	CON	I-220 HindsCo Guardrail @ MM 8.75 By State Forces	3,326.84	3,326.84
308404 / 301000	Repair Projects	CON	I-220 Hinds Co Guardrail @ S of Waitkins Dr By State Forces	3,362.94	3,362.94
308405 / 301000	Repair Projects	CON	I-220 Hinds Co Guardrail @ MM 8.25 By State Forces	4,079.21	4,079.21
308416 / 301000	Repair Projects	CON	I-55 HindsCo Guardrail @ Exit Ramp I-20 By State Forces	4,424.85	4,424.85
308423 / 301000	Repair Projects	CON	I-55 Hinds Co Guardrail @ Old Byram Rd By State Forces	996.58	996.58
308425 / 301000	Repair Projects	CON	I-20 HindsCo Guardrail@ Gallatin St Brdg By State Forces	1,711.84	1,711.84
308432 / 301000	Repair Projects	CON	I-220 Hinds Co Guardrail @ MM 4 Industrial Dr By State Forces	3,277.55	3,277.55
308433 / 301000	Repair Projects	CON	I-55 Hinds Co Attenuator @ Exit 100 By State Forces	61.94	61.94
308434 / 301000	Repair Projects	CON	US49 HindsCo Guardrail @ Presidential Dr By State Forces	3,813.35	3,813.35
308456 / 301000	Repair Projects	CON	I-220 Hinds Co LightPole @ MM 1.75 By Combination of State and Contract Forces	1,792.98	1,792.98
308473 / 301000	Repair Projects	CON	I-20 HindsCo Guardrail@ Past Springridge Rd By State Forces	3,925.83	3,925.83
308480 / 301000	Repair Projects	CON	I-55/20 Hinds Co Guardrail @ MM 45.4 By State Forces	5,790.49	5,790.49
308485 / 301000	Repair Projects	CON	I-220 Hinds Co LightPole @ MM 3.75 By State Forces	1,791.74	1,791.74
308486 / 301000	Repair Projects	CON	I-220 Hinds Co Guardrail @ Exit 1b By State Forces	4,420.70	4,420.70
308518 / 301000	Repair Projects	CON	I-20 Hinds Co Guardrail @ MM 22-21 By State Forces	4,482.86	4,482.86
308529 / 301000	Repair Projects	CON	I-220 Hinds Co Guardrail @ MM 3.50 By State Forces	2,944.12	2,944.12
308530 / 301000	Repair Projects	CON	I-20 Hinds Co Guardrail @ MM 39.6 By State Forces	3,318.37	3,318.37

MS DEPARTMENT OF TRANSPORTATION  
Maintenance Proj Expenditures by County

Requester: MATWOOD  
Report ID: DR000152

Project #	Program	Project Type	Project Description	Fiscal Year Expenditures	Total Expenditures
<b>Hinds</b>					
*****		CON	I-220 Hinds Co Guardrail @ MM 1.50 By State Forces	3,369.96	3,369.96
308555 / 301000	Repair Projects	CON	I-55 Hinds Co Guardrail @ Pearl St Brdg	4,019.24	4,019.24
308618 / 301000	Repair Projects	CON	I-55 HindsCo Guardrail @ Old Byram Brg By State Forces	234.99	234.99
308631 / 301000	Repair Projects	CON	I-20 Hinds Co Guardrail @ Exit 40B By State Forces	4,046.77	4,046.77
308709 / 301000	Repair Projects	CON	I-20 Hinds Co Guardrail @ MM 39.8 By State Forces	3,396.64	3,396.64
308710 / 301000	Repair Projects	CON	I-20 Hinds Co Guardrail @ MM 43.6 By State Forces	2,874.31	2,874.31
308718 / 301000	Repair Projects	CON	I-55 Hinds Co Guardrail @ I-20 Ramp to I-55S By State Forces	3,295.55	3,295.55
308764 / 301000	Repair Projects	CON	I-20 Hinds Co Guardrail @ eCenter at JSU By State Forces	2,724.22	2,724.22
308778 / 301000	Repair Projects	CON	Hinds Co June 2023 Storm Damage By State Forces	3,129.01	3,129.01
308793 / 325000	Unusual or Disaster Projects				
<b>County Total</b>				<b>252,153.48</b>	
<b>Holmes</b>					
*****		CON	MS 12E Holmes Co Sign @ Int MS12 & MS17 in Lexington By State Forces	408.00	800.96
308073 / 301000	Repair Projects	CON	Holmes Co March 22 2022 Storm Damage By State Forces	210.00	7,383.11
308089 / 326000	Unusual or Disaster Projects	CON	MS12 Holmes Co Guardrail @ 1 Mi E of Tchula Brg #58.6 By State Forces	1,472.77	1,472.77
308531 / 301000	Repair Projects	CON	D3 Holmes Co June 2023 Storm Damage By State Forces	12,192.62	12,192.62
308790 / 326000	Unusual or Disaster Projects				
<b>County Total</b>				<b>14,283.39</b>	
<b>Humphreys</b>					
*****		CON	US49W Humphreys Co Guardrail @ Brg217.1 at Will M. Whittington Auxiliary Chann	168.00	4,020.48
307950 / 301000	Repair Projects	CON	D3 Humphreys Co Ma 24 2023 Storm Damage By State Forces	11,737.92	11,737.92
308655 / 327000	Unusual or Disaster Projects				
<b>County Total</b>				<b>11,905.92</b>	
<b>Itawamba</b>					
*****		CON	I-22 Itawamba Co Guardrail & Cablerail @ 1 Mi W of Hwy 23 by State & Contract Fo	4,412.50	4,412.50
306293 / 301000	Repair Projects	CON	I-22 Itawamba Co Cablerail @ 2 Mi E of Hwy 23 By Contract Forces	1,837.50	1,837.50
306511 / 301000	Repair Projects	CON	I22 ItawambaCo Guardrail @ 1.25 Mi W of SR25 By State Forces	4,785.05	4,785.05
308251 / 301000	Repair Projects	CON	I22 ItawambaCo Guardrail @Tombigbee River Bridge By State Forces	2,812.32	2,812.32
308290 / 301000	Repair Projects	CON	I22 ItawambaCo Guardrail @ TennTom Waterway Brg By State Forces	4,059.12	4,059.12
308356 / 301000	Repair Projects	CON	I-22 Itawamba Co Guradrail @ SR 178 By Combination of State and Contract Force:	3,389.66	3,389.66
308379 / 301000	Repair Projects	CON	I22 ItawambaCo Guardrail@ ClayTildenRd 111.3 By State Forces	5,316.47	5,316.47
308546 / 301000	Repair Projects	CON	Itawamba Co Mar 24 2023 Storm Damage By State Forces	251.80	251.80
308656 / 329000	Unusual or Disaster Projects				

Project #	Program	Project Type	Project Description	Fiscal Year Expenditures	Total Expenditures
<b>Itawamba</b>					
*****		*****			
308677 / 301000	Repair Projects	CON	I-22 Itawamba Co Guardrail @ 105.2A Old River Brg By State Forces	4,819.98	4,819.98
<b>County Total</b>				<b>31,684.40</b>	
<b>Jackson</b>					
*****		*****			
307275 / 301000	Repair Projects	CON	US 90 Jackson Co Signal Control Cabinet @ 14th St By State Forces	6,422.75	6,422.75
308234 / 301000	Projects-Other	CON	Jackson Co Signs and Support By TED Forces	253,887.10	253,887.10
308515 / 301000	Repair Projects	CON	MS 57Jackson Co Guardrail @ Quave Rd By State Forces	2,806.05	2,806.05
308525 / 301000	Repair Projects	CON	MS613 JacksonCo Guardrail@ N of I-10 By State Forces	6,049.60	6,049.60
308674 / 301000	Repair Projects	CON	I-10W JacksonCo Guardrail @W of AL StateLine By State Forces	2,228.37	2,228.37
308740 / 301000	Repair Projects	CON	I-10W Jackson Co Guardrail @ W of Frank Griffin Rd By State Forces	2,225.33	2,225.33
308781 / 301000	Repair Projects	CON	MS63N JacksonCo Guardrail @ Big Cedar Crk By State Forces	2,151.84	2,151.84
<b>County Total</b>				<b>275,771.04</b>	
<b>Jasper</b>					
*****		*****			
308539 / 301000	Repair Projects	CON	I-59N JasperCo Guardrail @ Horse Branch By State Forces	7,232.40	7,232.40
<b>County Total</b>				<b>7,232.40</b>	
<b>Jefferson</b>					
*****		*****			
307497 / 301000	Projects-Other	CON	MS 28 From SR 33 To 2.4 Mi E Of Dennis Cross Roads	3,856,629.33	3,856,629.33
308376 / 301000	Repair Projects	CON	US 61 Jefferson Co Guardrail @ Brg 16026 By State Forces	5,644.76	5,644.76
308452 / 301000	Repair Projects	CON	MS28 Jefferson Co Guardrail @ BRG #2.7 By State Forces	6,636.58	6,636.58
<b>County Total</b>				<b>3,868,910.67</b>	
<b>Jefferson_Davis</b>					
*****		*****			
308402 / 301000	Repair Projects	CON	US84 JeffDavis Co Guardrail @ Brdg 98.1b By State Forces	5,391.54	5,391.54
<b>County Total</b>				<b>5,391.54</b>	
<b>Jones</b>					
*****		*****			
307890 / 301000	2022 Maintenance Projects	CON	US 84 from the Bogue Homa Creek bridge, east 4.979 to the Wayne County Line	558,736.40	558,736.40
307890 / 301999	Projects-Other	CON	US 84 from the Bogue Homa Creek bridge, east 4.979 to the Wayne County Line	3,879.54	3,879.54
308226 / 301000	Repair Projects	CON	MS 15S Jones Co Guardrail @ Glade Branch By State Forces	2,239.04	2,239.04

MS DEPARTMENT OF TRANSPORTATION  
Maintenance Proj Expenditures by County

Requester: MATWOOD  
Report ID: DR000152

Page 10 of 28  
11/03/2023 11:00:40 am

Project #	Program	Project Type	Project Description	Fiscal Year Expenditures	Total Expenditures
<b>Jones</b>					
*****		*****			
308496 / 301000	Repair Projects	CON	I59JonesCo Guardrail @ N of Hill St Exit By State Forces	5,513.18	5,513.18
308499 / 301000	Repair Projects	CON	MS537 Jones Co Guardrail @ Big Reedy Crk By State Forces	1,713.86	1,713.86
308505 / 301000	Repair Projects	CON	I-59S JonesCo Guardrail@MoselleSeminary Rd By State Forces	5,731.20	5,731.20
308554 / 301000	Repair Projects	CON	I-59S Jones Co Bridgerail @ Leaf River By State Forces	3,386.59	3,386.59
308561 / 301000	Repair Projects	CON	I-59N Jones Co ConcBridgeRail @ MM 93 By State Forces	4,601.53	4,601.53
308645 / 301000	Repair Projects	CON	US 11 Jones Co Guardrail @ Reedy Creek By State Forces	1,782.23	1,782.23
308702 / 301000	Repair Projects	CON	US 84 Jones Co Guardrail @ BogueHoma Crk By State Forces	5,733.98	5,733.98
308707 / 301000	Repair Projects	CON	I-59 Jones Co Guardrail @ Bonner Road By State Forces	1,994.56	1,994.56
308777 / 301000	Repair Projects	CON	US11Jones Co Guardrail @ Mill Creek By State Forces	2,941.83	2,941.83
308794 / 334000	Unusual or Disaster Projects		Jones Co June 2023 Storm Damage	18.00	18.00
<b>County Total</b>				<b>598,271.94</b>	
<b>Kemper</b>					
*****		*****			
308247 / 301000	Repair Projects	CON	US45 KemperCo Guardrail@ 0.3 Mi N of Lauderdale CL By State Forces	4,534.22	4,534.22
308503 / 301000	Repair Projects	CON	US45 KemperCo Guardrail@N Enondale Rd By State Forces	3,195.64	3,195.64
<b>County Total</b>				<b>7,729.86</b>	
<b>Lafayette</b>					
*****		*****			
308154 / 301000	Repair Projects	CON	MS30 Lafayette Co Guardrail @ Bridge 0.5A By State Forces	2,011.36	2,011.36
308239 / 301000	Repair Projects	CON	US278 Lafayette Co Guardrail @ Bridge 76.7A By Combination of State and Contra	3,471.63	3,471.63
308563 / 301000	Repair Projects	CON	US278 Lafayette Co Guardrail @ Bridge 78.9 A By Combination of State and Contra	4,526.93	4,526.93
308713 / 301000	Repair Projects	CON	US278 LafayetteCo Guardrail@ 250' E of ChuckyMullins Dr By Combination of Stat	2,899.57	2,899.57
308714 / 301000	Repair Projects	CON	MS315 LafayetteCoGuardrail @ Bridge 60.7 By State Forces	2,445.71	2,445.71
<b>County Total</b>				<b>15,355.20</b>	
<b>Lamar</b>					
*****		*****			
308338 / 301000	Repair Projects	CON	I-59S Lamar Co UnusualMaint @ Just Before Hwy 11 By State Forces	645.32	645.32
308794 / 337000	Unusual or Disaster Projects		Lamar Co June 2023 Storm Damage	1,099.10	1,099.10
<b>County Total</b>				<b>1,744.42</b>	
<b>Lauderdale</b>					
*****		*****			
306483 / 301000	Repair Projects	CON	I-20 Lauderdale Co Concrete Median Barrier @ MM 154 By State Forces	365.00	2,193.47

**MS DEPARTMENT OF TRANSPORTATION**  
**Maintenance Proj Expenditures by County**

Requester: MATWOOD  
 Report ID: DR000152

Page 11 of 28  
 11/03/2023 11:00:40 am

Project #	Program	Project Type	Project Description	Fiscal Year Expenditures	Total Expenditures
*****	Lauderdale	*****			
306672 / 301000	Repair Projects	CON	I-59 Lauderdale Co Light Pole @ MM 150 By State Forces	1,558.54	2,142.62
307597 / 301000	Repair Projects	CON	I-20 Lauderdale Co Guardrail @ MM 127.9 By State Forces	2,029.09	2,029.09
308020 / 301000	Repair Projects	CON	I-59 LauderdaleCo Guardrail @ MM 154 By State Forces	2,473.41	2,473.41
308045 / 301000	Repair Projects	CON	I-59 Lauderdale Co MedianWall @ MM 150 By Combination of State and Contract F	2,665.52	5,428.60
308115 / 301000	Repair Projects	CON	MS19 LauderdaleCo Guardrail@ N of 494 By State Forces	1,900.74	2,568.28
308134 / 338000	Unusual or Disaster Projects	CON	Lauderdale Co April 13 2022 Storm Damage By State Forces	472.50	44,466.50
308216 / 101000	Repair Projects	CON	I-59 Lauderdale Co SignWallGuardrail@ MM 153 By Combination of State and Conti	224.63	224.63
308216 / 301000	Repair Projects	CON	I-59 Lauderdale Co SignWallGuardrail@ MM 153 By Combination of State and Conti	2,147.55	2,147.55
308222 / 301000	Repair Projects	CON	I-20 Lauderdale Co Guardrail @ MM124 By State Forces	1,391.03	3,804.81
308224 / 301000	Repair Projects	CON	I-59 Lauderdale Co Guardrail @ MM 149 By State Forces	1,094.48	1,567.45
308331 / 301000	Repair Projects	CON	US11 LauderdaleCo Guardrail @ Applebees on 11/80 By State Forces	2,087.72	2,087.72
308332 / 301000	Repair Projects	CON	I-59 Lauderdale Co Guardrail @ MM 159.3 By State Forces	2,441.67	2,441.67
308345 / 301000	Repair Projects	CON	I-59 LauderdaleCo Guardrail @ MM 150.7 By State Forces	2,437.58	2,437.58
308359 / 301000	Repair Projects	CON	MS493 LauderdaleCo Guardrail@N of BuntinGun Rd By State Forces	5,985.76	5,985.76
308362 / 338000	Unusual or Disaster Projects	CON	D5 Lauderdale Co Aug 24 2022 Flooding By State Forces	1,931.48	1,931.48
308394 / 301000	Repair Projects	CON	MS19 LauderdaleCo BridgeRepair@Brg154.4b By Combination of State and Contr	402,900.00	402,900.00
308417 / 301000	Repair Projects	CON	I59 LauderdaleCo Guardrail/Bridge@ I-59Split By State Forces	8,180.71	8,180.71
308428 / 301000	Repair Projects	CON	I59 LauderdaleCo Guardrail@Will Garrett Rd By State Forces	3,642.78	3,642.78
308429 / 301000	Repair Projects	CON	I-59 LauderdaleCo Guardrail @ MM 158.5 By State Forces	1,873.61	1,873.61
308451 / 301000	Repair Projects	CON	I-20 Lauderdale Co Guardrail @ MM 127.8 By State Forces	4,330.19	4,330.19
308462 / 301000	Repair Projects	CON	I-20 Lauderdale Co Bridgerail@ MM 129 By Combination of State and Contract Forc	495.19	495.19
308519 / 301000	Repair Projects	CON	MS19 LauderdaleCo TrafficLight@LongCrkRd By State Forces	1,898.86	1,898.86
308520 / 380000	Unusual or Disaster Projects	CON	D5 Lauderdale Co Dec 14 2022 Storm By State Forces	18,074.67	18,074.67
308527 / 301000	Repair Projects	CON	I-59 LauderdaleCo Guardrail @ Exit 153 By State Forces	2,516.89	2,516.89
308568 / 301000	Repair Projects	CON	I-59 LauderdaleCo Guardrail @ MM 149.5 By State Forces	3,733.63	3,733.63
308573 / 301000	Repair Projects	CON	I-59 Lauderdale Co LightPole @ MM 153 By Combination of State and Contract Forc	12,758.20	12,758.20
308604 / 301000	Repair Projects	CON	I-59 LauderdaleCo Guardrail @ MM 159.9 By State Forces	3,090.61	3,090.61
308613 / 301000	Repair Projects	CON	I-59 Lauderdale Co Guardrail @ MM 151 By State Forces	514.17	514.17
308625 / 301000	Repair Projects	CON	US49 Lauderdale Co Guardrail @ 1.9 Mi S of Kemper Cl By State Forces	3,268.58	3,268.58
308639 / 301000	Repair Projects	CON	I-20 LauderdaleCo Guardrail @ MM 127.8 By State Forces	1,967.37	1,967.37
308660 / 301000	Repair Projects	CON	MS493 LauderdaleCo Guardrail@City Limits By State Forces	3,112.88	3,112.88
308667 / 301000	Repair Projects	CON	I-59 Lauderdale Guardrail @ MM 157b By State Forces	3,802.29	3,802.29
308712 / 301000	Repair Projects	CON	US45 LauderdaleCo Guardrail@20/59Interchange By State Forces	2,281.28	2,281.28

MS DEPARTMENT OF TRANSPORTATION  
Maintenance Proj Expenditures by County

Requester: MATWOOD  
Report ID: DR000152

Page 12 of 28  
11/03/2023 11:00:40 am

Project #	Program	Project Type	Project Description	Fiscal Year Expenditures	Total Expenditures
<b>Lauderdale</b>					
*****		*****			
308722 / 301000	Repair Projects	CON	I-59 Lauderdale GuardBridgerail @MM166 By Combination of State and Contract Fc	5,355.31	5,355.31
308747 / 301000	Repair Projects	CON	I-20 Lauderdale Co Guardrail @ MM 124 EB By State Forces	2,559.12	2,559.12
308748 / 301000	Repair Projects	CON	MS 19 Lauderdale Co Guardrail @ Chandler Rd By State Forces	909.48	909.48
308763 / 301000	Repair Projects	CON	I20 Lauderdale Co BridgeRepair @ Brg 130.5B By Combination of State and Contra	6,873.83	6,873.83
308782 / 301000	Repair Projects	CON	I-59 Lauderdale Co Wall @ MM 151 By State Forces	1,460.60	1,460.60
<b>County Total</b>				<b>526,806.95</b>	
<b>Lawrence</b>					
*****		*****			
307522 / 301000	Projects-Other	CON	SR 43 From Jeff Davis CL to CR 43A	2,275,379.20	2,275,379.20
308638 / 301000	Repair Projects	CON	MS27 Lawrence Co Guardrail @ Brdg 49.0 By State Forces	551.40	551.40
308644 / 301000	Repair Projects	CON	MS 587 Lawrence Co Guardrail @ Brdg 28.9 By State Forces	2,658.76	2,658.76
308719 / 339000	Unusual or Disaster Projects		Lawrence Co May 2023 Storm Damage By State Forces	23,984.43	23,984.43
308791 / 339000	Unusual or Disaster Projects		Lawrence Co June 2023 Storm Damage By State Forces	5,703.06	5,703.06
<b>County Total</b>				<b>2,308,276.85</b>	
<b>Leake</b>					
*****		*****			
308134 / 340000	Unusual or Disaster Projects		Leake Co April 13 2022 Storm Damage By State Forces	180.63	33,620.57
308272 / 301000	Repair Projects	CON	MS16 LeakeCo Guardrail@Off Ramp Hwy 25 By State Forces	3,516.56	3,516.56
308350 / 301000	Repair Projects	CON	MS25 LeakeCo Cleanup@ Just Past Red Dog Rd By State Forces	798.77	798.77
308358 / 301000	Repair Projects	CON	MS16 LeakeCo Guardrail @ Hwy 427 at Pearl River Brg By State Forces	1,271.72	1,271.72
308361 / 301000	Projects-Other	CON	SR 16 From Madison CL to SR 25	580.45	580.45
308362 / 340000	Unusual or Disaster Projects		D5 Leake Co Aug 24 2022 Flooding By State Forces	33,346.19	33,346.19
308577 / 301000	Repair Projects	CON	MS 35 Leake Co Guardrail @ 1 Mi from County Line Rd By State Forces	6,220.96	6,220.96
308580 / 301000	Repair Projects	CON	MS 16 Leake Co Guardrail @ Kirby Rd By State Forces	2,529.05	2,529.05
<b>County Total</b>				<b>48,444.33</b>	
<b>Lee</b>					
*****		*****			
307770 / 301000	Projects-Other	CON	SR 145 FM 1.3 Mi S of County Line to End 3-Lane	680,997.49	680,997.49
308236 / 301000	Projects-Other	CON	US 45 Lee Co Signs and Supports By TED Forces at MS 348	30,224.66	30,224.66
308240 / 301000	Repair Projects	CON	US45 LeeCo Guardrail@ SR178/US 45 N Ramp By State Forces	5,012.39	5,960.18
308275 / 301000	Repair Projects	CON	US 45 Lee Co Guardrail @ BN Railroad Brg 223.8A By State Forces	4,457.13	4,457.13
308464 / 301000	Repair Projects	CON	I-22 Lee Co Guardrail @ US 45 88.2B By State Forces	4,187.19	4,187.19

Project #	Program	Project Type	Project Description	Fiscal Year Expenditures	Total Expenditures
*****	Lee	*****			
308465 / 301000	Repair Projects	CON	I-22 Lee Co Guardrail @ US45 88.2A By State Forces	3,315.85	3,315.85
308466 / 301000	Repair Projects	CON	I-22 Lee Co Guardrail @ KCS RR 88.6A By State Forces	2,626.61	2,626.61
308468 / 301000	Repair Projects	CON	I-22 Lee Co Guardrail @ Mud Creek 89.3A By State Forces	3,462.99	3,462.99
308510 / 301000	Repair Projects	CON	US 278 Lee Co Guardrail @ Coonawah Creek By State Forces	5,714.16	5,714.16
308543 / 301000	Repair Projects	CON	I22 Lee Co Guardrail @ US45 88.2b By State Forces	3,861.48	3,861.48
308544 / 301000	Repair Projects	CON	I22 Lee Co Guardrail @ Tulip Creek 92.4b By State Forces	2,253.59	2,253.59
308551 / 301000	Repair Projects	CON	US45 LeeCo Guardrail@Campbell Town Crk 241.0A By State Forces	3,327.24	3,327.24
308666 / 341000	Unusual or Disaster Projects		Lee Co April 1 2023 Storm Damage By State Forces	888.62	888.62
308741 / 301000	Repair Projects	CON	US45 Lee Co Guardrail @ 226.0B By State Forces	1,380.91	1,380.91
308750 / 301000	Repair Projects	CON	US 45 Lee Co Guardrail @ 215.8A By State Forces	2,447.07	2,447.07
308760 / 301000	Repair Projects	CON	I-22 Lee Co Guardrail @ 87.9A By State Forces	6,717.73	6,717.73
308812 / 341000	Unusual or Disaster Projects		Lee Co June 25 2023 Storm Damage By State Forces	1,297.32	1,297.32
<b>County Total</b>				<b>762,172.43</b>	
*****	Leflore	*****			
307475 / 301000	Projects-Other	CON	SR 7 From Humphrey CL To 2 Mi S/O Morgan City	262,978.38	4,055,830.87
308476 / 301000	Repair Projects	CON	US82 Leflore Co Guardrail @ Bridge 62.7 By Combination of State and Contract For	2,449.82	2,449.82
<b>County Total</b>				<b>265,428.20</b>	
*****	Lincoln	*****			
308243 / 301000	Repair Projects	CON	I55 Lincoln Co Guardrail @ Brdg 44.2A By State Forces	5,136.68	5,136.68
308258 / 301000	Repair Projects	CON	I55 Lincoln Co Guardrail @ Exit 42 Brdg 41.9b By State Forces	6,728.52	6,728.52
308282 / 301000	Repair Projects	CON	MS550 LincolnCo Guardrail@Brookhaven St By State Forces	8,490.19	8,490.19
308300 / 301000	Repair Projects	CON	US84 Lincoln Co Guardrail @ Brdg 62.8A By State Forces	3,216.11	3,216.11
308328 / 301000	Repair Projects	CON	I55 Lincoln Co Guardrail @ Brdg 35.8 Katie Trl By State Forces	3,970.95	3,970.95
308346 / 301000	2022 Maintenance Projects	CON	US 84 X-Overs and Lcl Rds on Concrete By	454,949.52	454,949.52
308346 / 301999	Projects-Other	CON	US 84 X-Overs and Lcl Rds on Concrete By	34,720.94	34,720.94
308363 / 301000	Repair Projects	CON	US84 Lincoln Co Guardrail @ Brdg 62.8A By State Forces	1,684.48	1,684.48
308366 / 301000	Repair Projects	CON	I55 Lincoln Co Guardrail @ Brdg 33.9 By State Forces	1,564.49	1,564.49
308380 / 301000	Repair Projects	CON	I55 Lincoln Co Guardrail @ 0.5 Mi S of Exit 38 By State Forces	1,919.44	1,919.44
308430 / 301000	Repair Projects	CON	I55 Lincoln Co Guardrail @ 3.3 Mi S of Exit 38 By State Forces	2,934.94	2,934.94
308443 / 301000	Repair Projects	CON	US51 Lincoln Co Guardrail @ Riverwood Funeral Home By State Forces	2,171.98	2,171.98

Project #	Program	Project Type	Project Description	Fiscal Year Expenditures	Total Expenditures
*****	Lincoln	*****			
308444 / 301000	Repair Projects	CON	155 Lincoln Co Guardrail @ Ex 40 Brookway Blvd By State Forces	1,473.53	1,473.53
308469 / 301000	Repair Projects	CON	US 51 Lincoln Co Guardrail @ 1 M S of Hwy 84 By State Forces	2,798.22	2,798.22
308562 / 301000	Repair Projects	CON	155 Lincoln Co Guardrail @ 0.5 Mi S of MM36 By State Forces	3,163.22	3,163.22
308567 / 301000	Repair Projects	CON	155 Lincoln Co Guardrail @ Exit 40 Brookway Blvd By State Forces	4,578.30	4,578.30
308579 / 301000	Repair Projects	CON	155 Lincoln Co Guardrail @ Brdg 44.2A By State Forces	1,835.79	1,835.79
308582 / 301000	Repair Projects	CON	MS 550 Lincoln Co Guardrail @ RV Source W of Hwy 51 By State Forces	1,562.04	1,562.04
308607 / 301000	Repair Projects	CON	155 Lincoln Co Guardrail @ Mt Zion Rd Overpass By State Forces	6,009.54	6,009.54
308672 / 301000	Repair Projects	CON	155 Lincoln Co guardrail @ Brookway Blvd By State Forces	4,916.26	4,916.26
<b>County Total</b>				<b>553,825.14</b>	
*****	Lowndes	*****			
306561 / 301000	Repair Projects	CON	US 82 Lowndes Co Cablerail @ .02 Mi West of US 45 By State Forces	5,167.50	5,167.50
307733 / 301000	Projects-Other	CON	US 82 Lowndes Co Signs and Supports By TED at US 82 Military Rd and US 82 18t	1,663.00	78,177.92
308265 / 301000	Repair Projects	CON	SR 12 Lowndes Co Guardrail @ Dry Branch RR Bridge By State Forces	7,973.75	7,973.75
308266 / 301000	Repair Projects	CON	SR 12 LowndesCo Guardrail @ Howard Creek By State Forces	1,464.51	1,464.51
308267 / 301000	Repair Projects	CON	US82 LowndesCo Guardrail@ Old West Point By State Forces	1,851.51	1,851.51
308268 / 301000	Repair Projects	CON	US82 LowndesCo Guardrail @ Waterway BR By State Forces	1,250.19	1,250.19
308269 / 301000	Repair Projects	CON	US 82 LowndesCo Guardrail @ Oak Slush BR By State Forces	2,346.00	2,346.00
308367 / 301000	Repair Projects	CON	SR 182 LowndesCo Guardrail@ 1.7 Mi E of SR 69 By State Forces	4,292.07	4,292.07
308399 / 301000	Repair Projects	CON	US 82 Lowndes Co Guardrail @ 7th St Brg By State Forces	5,918.11	5,918.11
308411 / 301000	Repair Projects	CON	US82 LowndesCo Guardrail@ US 45A Ovrpass By State Forces	2,345.85	2,345.85
308412 / 301000	Repair Projects	CON	US82 LowndesCo Guardrail@ 0.2 Mi Frm 45N By State Forces	5,725.51	5,725.51
308415 / 301000	Repair Projects	CON	US 82 Lowndes Co Guardrail@ 0.4 Mi W Of MS69 By State Forces	3,472.40	3,472.40
308426 / 301000	Repair Projects	CON	US 82 LowndesCo Guardrail@ Lee Stokes Rd By State Forces	4,416.16	4,416.16
308497 / 344000	Unusual or Disaster Projects		Lowndes Co Storm Damage Nov 29 2022 By State Forces	38.24	38.24
308557 / 301000	Repair Projects	CON	US82 Lowndes Co Guardrail @ 173.9A By State Forces	4,045.13	4,045.13
308558 / 301000	Repair Projects	CON	US82 Lowndes Co Guardrail @ 173.9A West Side By State Forces	8,198.98	8,198.98
308559 / 301000	Repair Projects	CON	US82 Lowndes Co Guardrail @ 162.7A By State Forces	2,632.18	2,632.18
308598 / 301000	Repair Projects	CON	US 82 Lowndes Co Guardrail @174.4A Bluecutt Rd By State Forces	6,890.43	6,890.43
308742 / 301000	Repair Projects	CON	US82 Lowndes Co Guardrail @ 173.6B By State Forces	7,552.28	7,552.28
308751 / 301000	Repair Projects	CON	MS 182 Lowndes Co Guardrail @ 176.2 By State Forces	3,021.43	3,021.43
308779 / 301000	Repair Projects	CON	US82 Lowndes Co Guardrail @ 174.1A By State Forces	3,700.25	3,700.25
308798 / 301000	Repair Projects	CON	US45A Lowndes Co Guardrail @156.0A By State Forces	4,052.15	4,052.15

MS DEPARTMENT OF TRANSPORTATION  
Maintenance Proj Expenditures by County

Requester: MATWOOD  
Report ID: DR000152

Page 15 of 28  
11/03/2023 11:00:40 am

Project #	Program	Project Type	Project Description	Fiscal Year Expenditures	Total Expenditures
*****	Lowndes	*****			
308818 / 301000	Repair Projects	CON	US45A Lowndes Co Guardrail @ 155.5A By State Forces	1,098.99	1,098.99
<b>County Total</b>				<b>89,116.62</b>	
*****	Madison	*****			
307477 / 301000	Projects-Other	CON	SR 22 from SR 463 to Beginning of 5 Lane	46,673.66	4,720,273.62
308010 / 301000	Repair Projects	CON	I-55 SB Madison Co Guardrail @ MM 122 By State Forces	3,265.59	3,265.59
308230 / 301000	Repair Projects	CON	I-55 Madison Co Guardrail @ M.M. 111 By State Forces	2,712.40	2,712.40
308287 / 301000	Repair Projects	CON	I-55 Madison Co Guardrail @ MM 104.50 By State Forces	5,202.75	5,202.75
308301 / 301000	Projects-Other	CON	SR 43 at the SR 43/16 Intersection in Canton	67.85	67.85
308362 / 345000	Unusual or Disaster Projects		D5 Madison Co Aug 24 2022 Flooding By State Forces	3,154.57	3,154.57
308410 / 301000	Repair Projects	CON	MS 16 Madison Co Cleanup @ Near MS 17 By State Forces	5,673.00	5,673.00
308418 / 301000	Repair Projects	CON	I-55 Madison Co Guardrail @ MM 119 By State Forces	3,051.88	3,051.88
308435 / 301000	Repair Projects	CON	I-55 Madison Co Guardrail @ MM 112 On Gluckstadt Brg By State Forces	2,765.79	2,765.79
308436 / 301000	Repair Projects	CON	I-55NB Madison Co Guardrail @ MM 115 By State Forces	2,726.02	2,726.02
308472 / 301000	Repair Projects	CON	I-220 Madison Co Guardrail@ Ramp to I-55N By State Forces	4,200.77	4,200.77
308475 / 301000	Repair Projects	CON	I-55 Madison Co Guardrail @ MM 105 By State Forces	1,330.71	1,330.71
308521 / 301000	Repair Projects	CON	MS 22 Madison Co Guardrail @ 0.5 Mi E of Hwy 463 By State Forces	3,308.26	3,308.26
308528 / 301000	Repair Projects	CON	MS-22 Madison Co Guardrail @ Richton Rd By State Forces	1,425.76	1,425.76
308619 / 301000	Repair Projects	CON	I-220 Madison Co Guardrail @ MM 10.50 By State Forces	4,858.29	4,858.29
308642 / 301000	Repair Projects	CON	I-220 Madison Co Guardrail @ MM 11 By State Forces	2,132.27	2,132.27
308658 / 301000	Repair Projects	CON	I-55 Madison Co Guardrail @ Old Jackson Rd By State Forces	2,161.96	2,161.96
308682 / 301000	Repair Projects	CON	I55 Madison Co Guardrail @ Old Agency Ovrpass By State Forces	2,472.52	2,472.52
308716 / 301000	Repair Projects	CON	I-55 Madison Co Guardrail @ Exit 105A By State Forces	4,290.05	4,290.05
308793 / 345000	Unusual or Disaster Projects		Madison Co June 2023 Storm Damage By State Forces	4,533.91	4,533.91
<b>County Total</b>				<b>106,008.01</b>	
*****	Marion	*****			
308397 / 301000	Repair Projects	CON	MS 13 Marion Co Guardrail @ Brdg 43.1 By State Forces	3,242.43	3,242.43
308673 / 301000	Repair Projects	CON	MS13 Marion Co Guardrail@ 3.5 Mi N of CL By State Forces	4,286.45	4,286.45
<b>County Total</b>				<b>7,528.88</b>	

Project #	Program	Project Type	Project Description	Fiscal Year Expenditures	Total Expenditures
<b>Marshall</b>					
*****		CON	I-22 Marshall Co Cablerail @ MM 32.5 By Contract Forces	641.25	641.25
306380 / 301000	Repair Projects	CON	SR 309 From End of 4 Lane N/O of Hwy 78 to TN State Line	44,843.28	44,843.28
307901 / 301000	Projects-Other	CON	I22 Marshall Co CameraCabinet@ Bicycle Rd By Contract Forces	8,781.00	8,781.00
308315 / 301000	Repair Projects	CON	MS302 Marshall Co Guardrail @ Brg 32.3A By Combination of State and Contract F	1,792.91	1,792.91
308626 / 301000	Repair Projects	CON	US72 Marshall Co Guardrail @ Brg 12.2b By Combination of State and Contract For	2,854.62	2,854.62
308627 / 301000	Repair Projects	CON			
<b>County Total</b>				<b>58,913.06</b>	
<b>Monroe</b>					
*****		CON	US 45 Monroe Co Signs & Supports By TED	120.00	126,638.16
307393 / 301000	Projects-Other	CON	US 278 MonroeCo Guardrail @ Weaver Creek By State Forces	5,574.94	5,574.94
308378 / 301000	Repair Projects	CON	US 45 Monroe Co Guardrail @ 0.2 Mi S of MS 25N By State Forces	4,648.78	4,648.78
308398 / 301000	Repair Projects	CON	MS6 MonroeCo BridgeRepair @ Tombigbee River By State Forces	7,554.16	7,554.16
308474 / 301000	Repair Projects	CON	US45A Monroe Co BridgeRepair BRD#180.2b By State Forces	11,125.92	11,125.92
308516 / 301000	Repair Projects	CON	US278 Monroe Co Guardrail @ 18.9 By State Forces	7,701.98	7,701.98
308640 / 301000	Repair Projects	CON	Monroe Co Mar 24 2023 Storm Damage By State Forces	79,628.90	79,628.90
308656 / 348000	Unusual or Disaster Projects	CON			
<b>County Total</b>				<b>116,354.68</b>	
<b>Montgomery</b>					
*****		CON	US 51 From Fisher's Crossing To Grenada county line	3,126,899.53	3,126,899.53
307510 / 301000	Projects-Other	CON	US 82 Montgomery Co Bridge @ Bridge 90.5b By Combination of State and Contract	1,296.00	1,404.08
308207 / 101000	Repair Projects	CON	US 82 Montgomery Co Bridge @ Bridge 90.5b By Combination of State and Contract	120,242.65	120,242.65
308207 / 301000	Repair Projects	CON	I55 Montgomery Co Guardrail @ N of US82 By Combination of State And Contract F	6,370.16	6,370.16
308488 / 301000	Repair Projects	CON	Montgomery Co Mar 24 2023 Storm Damage By State Forces	4,150.06	4,150.06
308657 / 349000	Unusual or Disaster Projects	CON			
<b>County Total</b>				<b>3,258,958.40</b>	
<b>Neshoba</b>					
*****		CON	SR 15 Through the City of Philadelphia. County Road 383 intersection and portions c	193,812.77	193,812.77
307911 / 301000	2022 Maintenance Projects	CON	SR 15 Through the City of Philadelphia. County Road 383 intersection and portions c	10,931.11	10,931.11
307911 / 301999	Projects-Other	CON	D5 Neshoba Co Aug 24 2022 Flooding By State Forces	7,102.24	7,102.24
308362 / 350000	Unusual or Disaster Projects	CON	MS 15 Neshoba Co Guardrail @Brdg 169.6 By State Forces	2,954.27	2,954.27
308636 / 301000	Repair Projects	CON			

MS DEPARTMENT OF TRANSPORTATION  
Maintenance Proj Expenditures by County

Requester: MATWOOD  
Report ID: DR000152

Page 17 of 28  
11/03/2023 11:00:40 am

Project #	Program	Project Type	Project Description	Fiscal Year Expenditures	Total Expenditures
<b>Neshoba</b>					
*****		*****			
308793 / 350000	Unusual or Disaster Projects	CON	Neshoba Co June 2023 Flood Damage By State Forces	11,678.71	11,678.71
<b>County Total</b>					
				<b>226,479.10</b>	
<b>Newton</b>					
*****		*****			
305496 / 301000	Repair Projects	CON	US 80 E @ BR # 110.8 NEWTON CO GUARDRAIL BY STATE FORCES	34,300.00	35,938.27
307480 / 301000	Projects-Other	CON	SR 15 Fr Decatur To Henry Mack Smith Rd	-3,673.63	3,544,324.38
307740 / 301000	Repair Projects	CON	I-20 Newton Co Guardrail @ MM 117-118 By State Forces	1,799.98	1,799.98
307750 / 301000	Repair Projects	CON	US 80 NewtonCo ConcreteRail @ 1 Mi E of Norman Rd By Combination of State and Contract Fc	34,300.00	34,300.00
307937 / 301000	Repair Projects	CON	US 80 Newton Co Bridge @ Bethal Church By Combination of State and Contract Fc	34,400.00	34,400.00
308116 / 351000	Unusual or Disaster Projects		Newton Co Tornado Damage April 5 2022 By State Forces	202.50	38,759.56
308134 / 351000	Unusual or Disaster Projects		Newton Co April 13 2022 Storm Damage By State Forces	366.00	4,244.33
308362 / 351000	Unusual or Disaster Projects		D5 Newton Co Aug 24 2022 Flooding By State Forces	249.48	249.48
308427 / 301000	Repair Projects	CON	I-20 NewtonCo Guardrail @ 0.6 Mi E of Norman Rd By State Forces	1,932.28	1,932.28
308442 / 301000	Repair Projects	CON	MS489 NewtonCo Guardrail@ 0.5 Mi N of Newton Conehatta Rd By State Forces	1,591.09	1,591.09
308520 / 351000	Unusual or Disaster Projects		D5 Newton Co Dec 14 2022 Storm By State Forces	24,346.96	24,346.96
308542 / 301000	Repair Projects	CON	I20 NewtonCo Guardrail@ Mt Pleasant Church Rd By State Forces	1,609.30	1,609.30
308621 / 301000	Repair Projects	CON	I-20 Newton Co Fence @ 1 Mi W of County Barn By Combination of State And Conti	1,502.34	1,502.34
308624 / 301000	Repair Projects	CON	I-20 Newton Co Guardrail @ 1 Mi W of Exit 121 By State Forces	3,893.85	3,893.85
308705 / 301000	Repair Projects	CON	I-20 Newton Co Guardrail @ Exit 100 By State Forces	5,066.69	5,066.69
308744 / 301000	Repair Projects	CON	I-20 Newton Co Guardrail @ Exit 115 By State Forces	1,670.09	1,670.09
308785 / 301000	Repair Projects	CON	MS15 NewtonCo Guardrail@ S of Decatur Stratton Rd By State Forces	2,169.59	2,169.59
308793 / 351000	Unusual or Disaster Projects		Newton Co June 2023 Slide Damage By State Forces	10,042.10	10,042.10
<b>County Total</b>					
				<b>155,768.62</b>	
<b>Oktibbeha</b>					
*****		*****			
307734 / 301000	Projects-Other	CON	MS 12 at Collegeview St Oktibbeha Co Signs and Supports By TED	620.00	39,335.38
308235 / 301000	Projects-Other	CON	MS25 Oktibbeha Co Signs and Supports By TED Forces at MS 12 and MS 182	61,703.32	61,703.32
308817 / 301000	Repair Projects	CON	SR 25 Oktibbeha Co Guardrail @ 60.0B By State Forces	1,105.99	1,105.99
<b>County Total</b>					
				<b>63,429.31</b>	
<b>Panola</b>					
*****		*****			
307034 / 301000	Repair Projects	CON	I-55 Panola Co Guardrail @ MM 240.9 By State Forces	1,729.22	1,729.22

MS DEPARTMENT OF TRANSPORTATION  
Maintenance Proj Expenditures by County

Requester: MATWOOD  
Report ID: DR000152

Project #	Program	Project Type	Project Description	Fiscal Year Expenditures	Total Expenditures
*****	<b>Panola</b>	*****			
307723 / 301000	Projects-Other	CON	Panola Co Signs and Supports by TED Forces	20,837.80	101,074.95
307789 / 301000	Repair Projects	CON	MS35 Panola Co Guardrail @ Oakridge Lane by State Forces	2,603.92	2,603.92
308238 / 301000	Repair Projects	CON	US278 Panola Co Guardrail @ 2 Mi E of I55 By Combination of State and Contract F	3,053.54	3,053.54
308323 / 301000	Repair Projects	CON	I55 Panola Co BridgeRail @ Bridge 246.5A By Combination of State and Contract F	2,176.33	2,176.33
308513 / 301000	Repair Projects	CON	I55 Panola Co Guardrail @ 0.5 Mi S of MS35 By Combination of State and Contract	4,274.62	4,274.62
308616 / 301000	Repair Projects	CON	I-55 Panola Co BridgeRail @ Brg 247.1b By State Forces	6,942.17	6,942.17
308678 / 301000	Repair Projects	CON	I55 Panola Co BridgeRail @ Bridge 243.3 By Combination of State and Contract For	15,196.98	15,196.98
	<b>County Total</b>			<b>56,814.58</b>	
*****	<b>Pearl_River</b>	*****			
308246 / 301000	Repair Projects	CON	I-59S Pearl River Co Guardrail @ MM 29 Under Hwy 26 By State Forces	3,987.72	3,987.72
308453 / 301000	Repair Projects	CON	MS43 PearlRiverCo BridgeRail@Weeks Curve By State Forces	3,196.27	3,196.27
308758 / 301000	Repair Projects	CON	I59 PearlRiverCo Guardrail@East Hobolochitto Crk By State Forces	430.87	430.87
	<b>County Total</b>			<b>7,614.86</b>	
*****	<b>Perry</b>	*****			
307888 / 301000	Projects-Other	CON	Overlay SR 42 from East Bridge Abutment of Bogue Homa Creek Bridge 5.36 miles	2,254,012.55	2,254,012.55
308794 / 356000	Unusual or Disaster Projects		Perry Co June 2023 Storm Damage	545.38	545.38
	<b>County Total</b>			<b>2,254,557.93</b>	
*****	<b>Pike</b>	*****			
307970 / 302000	Unusual or Disaster Projects		Pike Co Contract Debris Removal Hurricane Ida Aug 30 2021	605,089.70	608,786.94
308033 / 301000	Repair Projects	CON	I55 SB Pike Co Guardrail @ MM 7 By State Forces	1,603.47	1,603.47
308036 / 301000	Repair Projects	CON	I55 SB Pike Co Guardrail @ MM 5 By State Forces	3,396.16	3,396.16
308039 / 301000	Repair Projects	CON	I55 SB Pike Co Guardrail @ MM 12 By State Forces	2,431.55	2,431.55
308059 / 301000	Repair Projects	CON	I55 SB Pike Co Guardrail @ MM 19.7 By State Forces	3,716.52	3,716.52
308062 / 301000	Repair Projects	CON	I55 Pike Co Guardrail @ MM 19.7 By State Forces	2,242.39	2,242.39
308253 / 301000	Repair Projects	CON	MS 570 Pike Co Guardrail @ Brdg 25.1 By State Forces	3,337.75	3,337.75
308257 / 301000	Repair Projects	CON	I55 Pike Co Guardrail @ Exit 20A Brdg 72.5 By State Forces	2,752.52	2,752.52
308259 / 301000	Repair Projects	CON	I55 Pike Co Guardrail @ MM 6.5 By State Forces	2,558.61	2,558.61
308260 / 301000	Repair Projects	CON	I55 Pike Co Guardrail @ Rest Area By State Forces	7,921.86	7,921.86
308261 / 301000	Repair Projects	CON	I55 Pike Co Guardrail @ Exit15 Off-ramp By State Forces	3,305.71	3,305.71

Project #	Program	Project Type	Project Description	Fiscal Year Expenditures	Total Expenditures
***** *****					
<b>Pike</b>					
308377 / 301000	Repair Projects	CON	I-55 Pike Co Guardrail @ 0.5 N of Exit 15 By State Forces	2,959.80	2,959.80
308431 / 301000	Repair Projects	CON	I55 Pike Co Guardrail @ Exit 18 Overpass By State Forces	1,116.29	1,116.29
308440 / 301000	Repair Projects	CON	I55 Pike Co Guardrail @ 1 Mi N of Exit 18 By State Forces	4,955.38	4,955.38
308446 / 101000	Repair Projects	CON	I55 Pike Co BridgeRepair @ Exit 17 Delaware Ave By Combination of State and Cor	1,939.28	1,939.28
308446 / 301000	Repair Projects	CON	I55 Pike Co BridgeRepair @ Exit 17 Delaware Ave By Combination of State and Cor	101,728.88	101,728.88
308498 / 357000	Unusual or Disaster Projects		Pike Co Storm Damage Nov 29 2022 By State Forces	9,717.68	9,717.68
308547 / 301000	Repair Projects	CON	I-55 Pike Co Guardrail @ 0.75 Mi N of Exit 1 By State Forces	1,434.85	1,434.85
308548 / 301000	Repair Projects	CON	I-55 Pike Co Guardrail @ 0.5 N of Exit 4 By State Forces	2,416.22	2,416.22
308549 / 301000	Repair Projects	CON	I-55 Pike Co Guardrail @ Bridge 14.9 By State Forces	2,086.01	2,086.01
308564 / 301000	Repair Projects	CON	I55 Pike Co Guardrail @ Summit On Ramp By State Forces	1,931.46	1,931.46
308571 / 301000	Repair Projects	CON	MS 48 Pike Co Guardrail @ Magnolia By State Forces	4,921.55	4,921.55
308609 / 301000	Repair Projects	CON	I-55 Pike Co Guardrail @ Exit 8 On Ramp By State Forces	1,116.68	1,116.68
308610 / 301000	Repair Projects	CON	I-55 Pike Co Guardrail @ Exit 8 On Ramp By State Forces	4,058.20	4,058.20
308632 / 301000	Repair Projects	CON	I55 Pike Co Guardrail @ Exit 8 On Ramp By State Forces	891.47	891.47
308637 / 301000	Repair Projects	CON	I55 Pike Co Guardrail @ Exit 20 On Ramp By State Forces	4,082.87	4,082.87
308675 / 301000	Repair Projects	CON	I55 Pike Co Guardrail @ MM 9.3 Overpass By State Forces	4,273.32	4,273.32
308687 / 301000	Repair Projects	CON	I55 Pike Co Guardrail @ MM14.3 Overpass By State Forces	7,940.86	7,940.86
<b>County Total</b>				<b>795,927.04</b>	
***** *****					
<b>Pontotoc</b>					
306966 / 301000	Projects-Other	CON	SR 341 From Calhoun CL To SR 9	712,507.41	1,093,499.84
307715 / 301000	Projects-Other	CON	SR 15 FM SR 41 TO US 278	4,278,307.63	4,292,720.84
308264 / 301000	Repair Projects	CON	SR 346 PontotocCo Guardrail @ Mud Creek By State Forces	2,415.97	2,415.97
308455 / 301000	Repair Projects	CON	US278 PontotocCo Guardrail@LyonCreekTrib 2.3 MI E SR15 By State Forces	3,097.43	3,097.43
308578 / 301000	Repair Projects	CON	MS15 Pontotoc Co SignalRepair @ HWY 346 By Combination of Contract and State	447.48	447.48
308666 / 358000	Unusual or Disaster Projects		Pontotoc Co April 1 2023 Storm Damage By State Forces	13,367.60	13,367.60
308676 / 301000	Repair Projects	CON	SR 345 PontotocCo Guardrail@Lyon Crk 1.9 By State Forces	2,264.88	2,264.88
308689 / 301000	Repair Projects	CON	MS 345 Pontotoc Co Guardrail @ 6.4 By State Forces	3,508.06	3,508.06
308813 / 301000	Repair Projects	CON	US 278 Pontotoc Co Guardrail @ 101.3A By State Forces	745.44	745.44
<b>County Total</b>				<b>5,016,661.90</b>	

Project #	Program	Project Type	Project Description	Fiscal Year Expenditures	Total Expenditures
*****					
<b>Prentiss</b>					
307770 / 302000	Projects-Other	CON	SR 145 FM LEE CL TO BEG 4LN S OF BOONEVILLE AND FM 1/2 MI N OF SR 4 T	5,143,917.56	5,143,917.56
308046 / 301000	Repair Projects	CON	US45 PrentissCo SignalRepair @ Ripley Rd By Combination of State and Contract F	43,600.00	47,920.55
308167 / 301000	Repair Projects	CON	US 45 BridgeRepair @ Bridge 14113 Hwy 30E By Combination of State and Contrac	18,335.16	24,662.20
308348 / 301000	Repair Projects	CON	MS145 PrentissCo Guardrail @ 1.6 MI N Of Lee CL By State Forces	4,134.32	4,134.32
308541 / 301000	Repair Projects	CON	US 45 Prentiss Co Guardrail @ Town Crk Brg 245.8b By State Forces	4,291.35	4,291.35
308599 / 301000	Repair Projects	CON	SR 145 Prentiss Co Guardrail @ 252.5 SR 30 By State Forces	6,086.11	6,086.11
308656 / 359000	Unusual or Disaster Projects		Prentiss Co Mar 24 2023 Storm Damage By State Forces	446.73	446.73
<b>County Total</b>				<b>5,220,811.23</b>	
*****					
<b>Rankin</b>					
306733 / 301000	Repair Projects	CON	US 49 Rankin Co Guardrail @ .5 Mile N of Piney Wood School By State Forces	3,707.52	4,319.67
306931 / 301000	Projects-Other	CON	SR 468 From Deeb St To US 80 In Brandon and US 80 from SR 468 to Louis Wilsor	7,401,041.32	7,401,041.32
307489 / 301000	Repair Projects	CON	I-20 HindsCo Guardrail @ Pearl River Brg By State Forces	1,608.04	1,608.04
307578 / 301000	Repair Projects	CON	I-20 Hinds Co Guardrail @ PearlRiver Brg By State Forces	1,537.24	1,537.24
307673 / 301000	Repair Projects	CON	US 80 Rankin Co Guardrail @ Under I-55 By State Forces	1,968.26	1,968.26
307913 / 301000	2022 Maintenance Projects	CON	SR 43 From S of I-20 To Pelahatchie	861.69	861.69
307913 / 301999	Projects-Other	CON	SR 43 From S of I-20 To Pelahatchie	105.77	105.77
308011 / 301000	Repair Projects	CON	US49 RankinCo Guardrail@ NB in Florence By State Forces	-50.40	2,605.37
308242 / 301000	Repair Projects	CON	I-20 Rankin Co Guardrail@ Dump Rd Brdg By State Forces	4,086.55	4,086.55
308355 / 301000	Repair Projects	CON	I-20 RinkinCo Guardrail @ 68 Bridge By State Forces	3,404.25	3,404.25
308357 / 301000	Repair Projects	CON	US 80 Rankin Co Guardrail @ Under I-55 Bridge By State Forces	2,672.45	2,672.45
308362 / 361000	Unusual or Disaster Projects		D5 Rankin Co Aug 24 2022 Flooding By State Forces	4,431.53	4,431.53
308449 / 301000	Repair Projects	CON	MS 43 Rankin Co Guardrail @ N of I -20 By State Forces	1,738.58	1,738.58
308487 / 301000	Repair Projects	CON	I-20 Rankin Co Guardrail@W/B Brandon By State Forces	2,832.35	2,832.35
308504 / 301000	Repair Projects	CON	I-20 RankinCo Guardrail@ I55 to I20 W By State Forces	2,432.15	2,432.15
308532 / 301000	Repair Projects	CON	MS18 Rankin Co Guardrail @Greenfield Rd By State Forces	3,404.53	3,404.53
308570 / 301000	Repair Projects	CON	US 80 Rankin Co Guardrail @ BDG 46.9 By State Forces	2,431.74	2,431.74
308634 / 301000	Repair Projects	CON	I-20 RankinCo Bridgerail @ Exit 59 Brandon By Combination of State and Contract F	3,734.15	3,734.15
308651 / 301000	Repair Projects	CON	I-55 Rankin Co Guardrail@ Bridge Hwy 80 By State Forces	3,629.68	3,629.68
308683 / 301000	Repair Projects	CON	I-55 Rankin Co Guardrail@ I 20 WB By State Forces	3,964.58	3,964.58
308685 / 301000	Repair Projects	CON	US49 RankinCo Guardrail @ South in Star By State Forces	2,589.23	2,589.23
308774 / 301000	Repair Projects	CON	I-20 Rankin Co Guardrail @ MM 60 By State Forces	2,103.69	2,103.69
308783 / 301000	Repair Projects	CON	US 80 RankinCo Guardrail @ Bridge 57.1A By State Forces	725.42	725.42

Project #	Program	Project Type	Project Description	Fiscal Year Expenditures	Total Expenditures
<b>Rankin</b>					
308793 / 361000	Unusual or Disaster Projects	CON	Rankin Co June 2023 Storm Damage By State Forces	487.57	487.57
<b>County Total</b>					
				<b>7,455,447.89</b>	
<b>Scott</b>					
307581 / 301000	Repair Projects	CON	US 80 Scott Co Guardrail @ 2nd Brg W Of Lake By State Forces	3,683.64	3,683.64
307792 / 301000	Repair Projects	CON	US80 ScottCo Bridgerail @ Futchess Creek By Combination of State and Contract F	30,000.00	30,000.00
307799 / 301000	Repair Projects	CON	US 80 Scott Co Bridgerail @ Bridge #96.4 W Of Lake By Combination of State and (	34,000.00	34,094.26
308362 / 362000	Unusual or Disaster Projects	CON	D5 Scott Co Aug 24 2022 Flooding By State Forces	6,381.63	6,381.63
308481 / 301000	Repair Projects	CON	US-80 Scott Co Bridgerail @ # Brdg 97.0 W Of Lake By Combination of State and C	34,718.01	34,718.01
308520 / 362000	Unusual or Disaster Projects	CON	D5 Scott Co Dec 14 2022 Storm By State Forces	2,921.88	2,921.88
308643 / 301000	Repair Projects	CON	I-20 Scott Co Guardrail @ Bridge 78.9A By State Forces	3,007.79	3,007.79
<b>County Total</b>				<b>114,712.95</b>	
<b>Sharkey</b>					
307499 / 301000	2022 Maintenance Projects	CON	MS 434 From US 61 To EOSM In Delta City	450,875.93	450,875.93
307499 / 301999	Projects-Other	CON	MS 434 From US 61 To EOSM In Delta City	33,265.21	33,265.21
308360 / 301000	Repair Projects	CON	US 61 Sharkey Co Guardrail @ N of Onward By State Forces	8,619.96	8,619.96
308655 / 363000	Unusual or Disaster Projects	CON	D3 Sharkey Co Ma 24 2023 Storm Damage By State Forces	158,053.44	158,053.44
<b>County Total</b>				<b>650,814.54</b>	
<b>Simpson</b>					
306920 / 301000	Projects-Other	CON	SR 13 From Jefferson Davis CL N 12.7 Miles To JCT Bowen Rd	313,443.67	3,405,050.90
306941 / 301000	Repair Projects	CON	SR 540 Simpson Co Mud on Hwy 1 Mi east of SR 541 at Martinville by State Forces	1,212.12	1,212.12
307529 / 301000	Projects-Other	CON	SR 149 from Mendenhall to north of Braxton	4,076,426.53	4,076,426.53
307588 / 364000	Unusual or Disaster Projects	CON	Simpson Co Feb 2021 Storm Debris Damage By State Forces	900.38	558,614.60
308327 / 301000	Repair Projects	CON	US49 Simpson Co Guardrail @ Brdg 114.4b By State Forces	3,408.21	3,408.21
308329 / 301000	Repair Projects	CON	US49 Simpson Co Guardrail @ S of Magee By State Forces	1,957.70	1,957.70
308364 / 301000	Repair Projects	CON	US49 Simpson Co Guardrail @ 0.5 Mi S of Dabbs Creek By State Forces	2,149.61	2,149.61
308365 / 301000	Repair Projects	CON	US49 Simpson Co Guardrail @ Hwy 13 Ramp By State Forces	7,296.11	7,296.11
308391 / 301000	Repair Projects	CON	US49 Simpson Co Guardrail @ Brdg 127.4b By State Forces	2,257.56	2,257.56
308495 / 301000	Repair Projects	CON	MS13 Simpson Co Guardrail @ Brdg 95.2 By State Forces	2,383.02	2,383.02
308500 / 301000	Repair Projects	CON	MS149 Simpson Co Guardrail @ 0.6 Mi N of MS13 Brdg 128.2 By State Forces	1,563.83	1,563.83

Project #	Program	Project Type	Project Description	Fiscal Year Expenditures	Total Expenditures
<b>Simpson</b>					
*****		*****			
308501 / 301000	Repair Projects	CON	US49 Simpson Co Guardrail @ Brdg 124.3F	3,034.15	3,034.15
308719 / 364000	Unusual or Disaster Projects		Simpson Co May 2023 Storm Damage By State Forces	11,698.81	11,698.81
308773 / 301000	Repair Projects	CON	US 49 Simpson Co TraffControl @ N of SR 28 By State Forces	2,147.27	2,147.27
308791 / 364000	Unusual or Disaster Projects		Simpson Co June 2023 Storm Damage By State Forces	7,473.00	7,473.00
<b>County Total</b>				<b>4,437,351.97</b>	
<b>Smith</b>					
*****		*****			
306907 / 301000	Projects-Other	CON	SR 18 From Rankin CL East 13.1 Miles to JCT SR 35	3,043.75	3,029,006.24
307527 / 301000	Projects-Other	CON	SR 28 From Simpson CL to past SR 35 N and just E of SR 37 to Jones CL	5,200,050.00	5,200,050.00
307588 / 365000	Unusual or Disaster Projects		Smith Co Feb 2021 Storm Debris Damage By State Forces	905.52	715,014.83
308369 / 365000	Unusual or Disaster Projects		D7 Smith Co Aug 29 2022 Flooding	10,728.56	10,728.56
308381 / 301000	Repair Projects	CON	MS481 Smith Co Guardrail @ 0.1 Mi N of Hwy 902 By State Forces	2,788.00	2,788.00
308670 / 301000	Repair Projects	CON	MS531 Smith Co ShoulderSlope @ 0.25 Mi N of SCR 33 By State Forces	4,124.79	4,124.79
308791 / 365000	Unusual or Disaster Projects		Smith Co June 2023 Storm Damage By State Forces	2,937.55	2,937.55
<b>County Total</b>				<b>5,224,578.17</b>	
<b>Stone</b>					
*****		*****			
308400 / 301000	Repair Projects	CON	MS 26 StoneCo Guardrail @ 3.5 Mi W of US 49 By State Forces	2,494.84	2,494.84
308550 / 301000	Repair Projects	CON	US 49S Stone Co Guardrail @ Hwy 26 By State Forces	1,498.23	1,498.23
<b>County Total</b>				<b>3,993.07</b>	
<b>Sunflower</b>					
*****		*****			
307957 / 301000	Repair Projects	CON	US 82 Sunflower Co Bridgerail @ N Nobile Rd By Combination of State and Contrac	-48,657.00	58,743.66
<b>County Total</b>				<b>-48,657.00</b>	
<b>Tallahatchie</b>					
*****		*****			
307473 / 301000	Projects-Other	CON	SR 32 End 4 Lane in Charleston to Yalobusha County Line	24,708.70	3,590,002.68
308592 / 301000	Repair Projects	CON	US49 Tallahatchie Co Guardrail @ Bridge 278.5 By Combination of State and Contrac	2,609.90	2,609.90
308595 / 301000	Repair Projects	CON	MS32 Tallahatchie Co Guardrail @ Bridge 58.4 By Combination of State and Contrac	1,903.99	1,903.99
<b>County Total</b>				<b>29,222.59</b>	

Project #	Program	Project Type	Project Description	Fiscal Year Expenditures	Total Expenditures
<b>Tate</b>					
*****		CON	I-55 Tate Co Cablerail @ MM 272.7 By Contract Forces	742.50	742.50
306374 / 301000	Repair Projects	CON	Tate Co Signs and Supports by TED Forces	10,063.99	66,763.04
307724 / 301000	Projects-Other	CON	I 55 Tate Co Guardrail @ 0.5 Mi S of MS 306 By Combination of State and Contract	1,328.16	1,328.16
308217 / 301000	Repair Projects	CON	US 51 Tate Co Guardrail @ .25 Mi N of Shands Bottom Rd By Combination of State	3,945.88	3,945.88
308374 / 301000	Repair Projects	CON			
<b>County Total</b>				<b>16,080.53</b>	
<b>Tippah</b>					
*****		CON	SR 15 TippahCo Guardrail @ Street Crk 1.7 MI So SR 4 By State Forces	3,230.73	3,230.73
308454 / 301000	Repair Projects	CON	Tippah Co Feb 16 2023 Storm Damage By State Forces	20,863.16	20,863.16
308611 / 370000	Unusual or Disaster Projects	CON	SR 354 Tippah Co Guardrail @ Muddy Creek By State Forces	7,309.48	7,309.48
308649 / 301000	Repair Projects	CON	Tippah Co US72 Guardrail Repair @ 43.2b By State Forces	4,533.60	4,533.60
308668 / 301000	Repair Projects	CON	Tippah Co June 25 2023 Storm Damage By State Forces	3,736.22	3,736.22
308812 / 370000	Unusual or Disaster Projects	CON			
<b>County Total</b>				<b>39,673.19</b>	
<b>Tishomingo</b>					
*****		CON	SR 4 FM PRENTISS CL TO SR 25	2,861,556.85	2,861,556.85
307872 / 301000	2022 Maintenance Projects	CON	SR 4 FM PRENTISS CL TO SR 25	134,254.54	134,254.54
307872 / 301999	Projects-Other	CON	MS25 Tishomingo Co Guardrail @ Brg 14717 TN State Line By State Force	2,689.86	2,689.86
308254 / 301000	Repair Projects	CON	Tishomingo Co June 25 2023 Storm Damage By State Forces	886.58	886.58
308812 / 371000	Unusual or Disaster Projects	CON			
<b>County Total</b>				<b>2,999,387.83</b>	
<b>Union</b>					
*****		CON	SR 30 Union Co Bridge Repl #14846 by State Forces	31.50	31.50
306050 / 301000	Repair Projects	CON	I22 Union Co Guardrail @ Brg 14822 By State Forces	1,814.32	1,814.32
308255 / 301000	Repair Projects	CON	SR 30 Union Co Guardrail @ LittleMud Creek By State Forces	2,375.92	2,375.92
308508 / 301000	Repair Projects	CON	SR 30 Union Co Guardrail @ Locks Creek By State Forces	4,923.94	4,923.94
308509 / 301000	Repair Projects	CON	MS15 Union Co Guardrail @ 292.6 By State Forces	2,331.61	2,331.61
308560 / 301000	Repair Projects	CON	I22 UnionCo Guardrail @ 56.8A Lockes Crk By State Forces	3,493.96	3,493.96
308605 / 301000	Repair Projects	CON	MS 178 Union Co Guardrail @ 55.3 By State Forces	4,949.68	4,949.68
308608 / 301000	Repair Projects	CON	Union Co Mar 24 2023 Storm Damage By State Forces	5,348.82	5,348.82
308656 / 373000	Unusual or Disaster Projects	CON	Union Co April 1 2023 Storm Damage By State Forces	12,074.16	12,074.16
308666 / 373000	Unusual or Disaster Projects	CON			

Project #	Program	Project Type	Project Description	Fiscal Year Expenditures	Total Expenditures
<b>Union</b>					
308812 / 373000	Unusual or Disaster Projects	*****	Union Co June 25 2023 Storm Damage By State Forces	490.60	490.60
<b>County Total</b>					
<b>37,834.51</b>					
<b>Walthall</b>					
308194 / 301000	Repair Projects	CON	SR 27 Walthall Co Guardrail @ Magee Creek by State Forces	2,413.46	5,038.64
308396 / 301000	Repair Projects	CON	MS 585 Walthall Co Guardrail @ 7 Mi N Of Hwy 98 By State Forces	1,523.84	1,523.84
308493 / 301000	Repair Projects	CON	MS585 Walthall Co Guardrail @ 4 Mi N of Hwy98 Brg3.8 By State Forces	2,503.22	2,503.22
<b>County Total</b>					
<b>6,440.52</b>					
<b>Warren</b>					
307852 / 375000	Unusual or Disaster Projects	*****	Warren Co Hurricane Ida 2021 By State Forces	168.00	7,461.95
307980 / 301000	Repair Projects	CON	I-20 Warren Co Guardrail @ Exit 15 Flowers By State Forces	210.00	16,634.62
308225 / 301000	Repair Projects	CON	I-20 Warren County West of the Flowers Exit By State Forces	4,154.68	5,040.94
308262 / 301000	Repair Projects	CON	I20 WarrenCo PwrController@ S Frontage Rd HolidayInn By Comibination of State ε	22,750.00	22,750.00
308319 / 301000	Repair Projects	CON	I-20 Warren Co Guardrail @ West Clay St By State Forces	2,134.38	2,134.38
308320 / 301000	Repair Projects	CON	I20 Warren Co Guardrail B/T MM 12-13 By State Forces	2,433.70	2,433.70
308421 / 301000	Repair Projects	CON	I-20 Warren County Eastbound @ Exits 4A-4b By State Forces	2,954.32	2,954.32
308422 / 301000	Repair Projects	CON	I20 WarrenCo Guardrail @ Indiana Ave Overpass By State Forces	4,686.68	4,686.68
308441 / 301000	Repair Projects	CON	I-20 Warren Co Guardrail @ MS River Bridge By State Forces	2,665.10	2,665.10
308460 / 301000	Repair Projects	CON	I20 Warren Co Guardrail BTW MM 13 & 14 By State Forces	9,306.68	9,306.68
308483 / 301000	Repair Projects	CON	I-20 Warren Co Westbound BTW M M 4 - 3 By State Forces	10,278.38	10,278.38
308572 / 301000	Repair Projects	CON	I-20 Warren Co GuardRail @ MM 3 Brg # 3.5 By State Forces	2,068.66	2,068.66
308584 / 301000	Repair Projects	CON	I20 Warren Co UnusualRepair @ Exit 11 Bovina Exit By Combination of State and C	7,900.90	7,900.90
308688 / 301000	Repair Projects	CON	I20 Warren Co Guardrail @ Indiana Ave Brg 3.5 By State Forces	2,146.61	2,146.61
308704 / 301000	Repair Projects	CON	I-20 Warren Co Guardrail BTW MM 13 & 14 By State Forces	4,416.57	4,416.57
308706 / 301000	Repair Projects	CON	I20 Warren Co Guardrail @ MM 1 BRG 1.7 By State Forces	5,372.40	5,372.40
308790 / 375000	Unusual or Disaster Projects	*****	D3 Warren Co June 2023 Storm Damage By State Forces	20.00	20.00
<b>County Total</b>					
<b>83,667.06</b>					
<b>Washington</b>					
307281 / 301000	Repair Projects	CON	US82 Washington Co Lightpole @ Old 61 by Combination of State and Contract Fo	327.63	3,197.01
307767 / 301000	Repair Projects	CON	US 82 Washington Co LightPole @ MS River 9th Pole E Of Brg By Combination of S	3,154.04	5,152.40

Project #	Program	Project Type	Project Description	Fiscal Year Expenditures	Total Expenditures
<b>Washington</b>					
*****		*****			
308082 / 301000	Repair Projects	CON	MS438 Washington Co Guardrail @ Brg 11.1 By State Forces	534.89	3,186.43
308237 / 301000	Projects-Other	CON	US 82 Washington Co Signs and Support By TED Forces at US 61	99,211.49	99,211.49
308448 / 301000	Repair Projects	CON	US8 WashingtonCo LightPole @ 11th Pole E of RvBrG By Combination of State anc	2,588.04	2,588.04
308459 / 301000	Repair Projects	CON	US82 WashingtonCo ConcBarrier@ MS RiverBridge WB By State Forces	277.15	277.15
308461 / 301000	Repair Projects	CON	US82 Washington Co Lightpole @Refuge Rd By Combination of State and Contract	3,051.52	3,051.52
308526 / 301000	Repair Projects	CON	US 61 Washington Co LightPole @ US 82 By Combination of State and Contract Fc	1,932.42	1,932.42
308590 / 301000	Repair Projects	CON	US82 Washington Co Guardrail @ BRG 21.0B 3 Mi From Leland By State Forces	549.26	549.26
308686 / 301000	Repair Projects	CON	US61 Washington Co Guardrail @ Brg 200.0A By State Forces	2,210.24	2,210.24
308699 / 301000	Repair Projects	CON	US 61 Washington Co Sign @ Bolivar CL By State Forces	40.20	40.20
308761 / 301000	Repair Projects	CON	MS 1Washington Co Guardrail @ BRG 59.2B By State Forces	525.95	525.95
<b>County Total</b>				<b>114,402.83</b>	
<b>Wayne</b>					
*****		*****			
306998 / 301000	Projects-Other	CON	SR 145 From JCT Of US 45 N 7.721 Miles To US 45 Waynesboro By Pass	1,185,442.28	2,547,732.40
307492 / 301000	2022 Maintenance Projects	CON	SR 145 From US 45 N 1.034 Mi to Clarke CL	703,371.94	703,371.94
307492 / 301999	Projects-Other	CON	SR 145 From US 45 N 1.034 Mi to Clarke CL	25,125.49	25,125.49
308566 / 301000	Repair Projects	CON	US 45S Wayne Co Guardrail @ 84E By State Forces	4,470.78	4,470.78
308794 / 377000	Unusual or Disaster Projects		Wayne Co June 2023 Storm Damage	293.99	293.99
<b>County Total</b>				<b>1,918,704.48</b>	
<b>Webster</b>					
*****		*****			
307448 / 301000	Repair Projects	CON	MS 182 Webster Co SignalRepair @ Hwy 9 By State Forces	2,033.32	2,033.32
307471 / 301000	Projects-Other	CON	SR 15 FM Oktibbeha CL To Chickasaw CL	610.95	4,261,850.23
307873 / 301000	Projects-Other	CON	SR 9 FM N of SR 182 TO CALHOUN CL	5,710.97	5,710.97
308293 / 301000	Projects-Other	CON	US 82 Webster Co Signs and Supports By TED Forces at MS 9	42,383.91	42,383.91
308296 / 301000	Repair Projects	CON	US82 WebsterCo Guardrail @ 1.7 Mi E of Montgomery CL By State Forces	6,264.36	6,264.36
308545 / 301000	Repair Projects	CON	MS9 WebsterCo Guardrail@SabouglaCrk 27.1 By State Forces	6,591.47	6,591.47
<b>County Total</b>				<b>63,594.98</b>	
<b>Winston</b>					
*****		*****			
306965 / 301000	2022 Maintenance Projects	CON	SR 395 From Neshoba CL TO SR 15	961,744.98	961,744.98
306965 / 301999	Projects-Other	CON	SR 395 From Neshoba CL TO SR 15	57,230.07	57,230.07

Project #	Program	Project Type	Project Description	Fiscal Year Expenditures	Total Expenditures
*****	Winston	*****			
306965 / 302000	2022 Maintenance Projects	CON	SR 393 From Neshoba CL TO SR 490	818,395.62	818,395.62
306965 / 302999	Projects-Other	CON	SR 393 From Neshoba CL TO SR 490	35,555.07	35,555.07
306965 / 303000	2022 Maintenance Projects	CON	SR 490 From SR 15 To End State Maint	1,615,740.25	1,615,740.25
306965 / 303999	Projects-Other	CON	SR 490 From SR 15 To End State Maint	73,627.94	73,627.94
308723 / 301000	Repair Projects	CON	MS 25 Winston Co Guardrail @ Mill Creek 46.0b By State Forces	5,876.15	5,876.15
<b>County Total</b>				<b>3,568,170.08</b>	
*****	Yalobusha	*****			
307473 / 302000	Projects-Other	CON	SR 32 From Tallahatchie County Line to US 51	841.42	455,893.03
308382 / 301000	Repair Projects	CON	MS330 Yalobusha Co Guardrail @ Bridge 17.0 By Combination of State and Contract	5,219.17	5,219.17
308511 / 301000	Repair Projects	CON	I55 Yalobusha Co Guardrail @ Exit 233 By Combination of State and Contract Force	4,387.00	4,387.00
308594 / 301000	Repair Projects	CON	MS7 Yalobusha Co Guardrail @ Bridge 79.7 By Combination of State and Contract f	1,611.04	1,611.04
<b>County Total</b>				<b>12,058.63</b>	
*****	Yazoo	*****			
307699 / 301000	Repair Projects	CON	US 49W Yazoo Co LowMastPole @ 4th Pole From Exit Ramp By Combination of Sti	8,314.83	10,608.62
307923 / 301000	2022 Maintenance Projects	CON	SR 432 From E of I-55 to US 51	1,164,092.85	1,164,092.85
307923 / 301999	Projects-Other	CON	SR 432 From E of I-55 to US 51	44,326.39	44,326.39
308089 / 382000	Unusual or Disaster Projects	CON	Yazoo Co March 22 2022 Storm Damage By State Forces	275.00	7,960.41
308220 / 301000	Repair Projects	CON	I-55 SB Yazoo Co Guardrail @ S of MM 129 By State Forces	2,081.02	2,769.74
308271 / 301000	Repair Projects	CON	I55 Yazoo Co Guardrail B/T MM 128 & 129 By State Forces	10,349.72	10,349.72
308390 / 301000	Repair Projects	CON	SR 3 Yazoo Co Guardrail @ SR16/US49W By State Forces	8,007.25	8,007.25
308581 / 301000	Repair Projects	CON	MS3 Yazoo Co GuardRail @ BRG 26.5 By State Forces	1,219.92	1,219.92
308684 / 301000	Repair Projects	CON	I55 Yazoo Co Guardrail @ Brg #15230 Vaughn By State Forces	4,847.37	4,847.37
308790 / 382000	Unusual or Disaster Projects	CON	D3 Yazoo Co June 2023 Storm Damage By State Forces	4,046.35	4,046.35
308811 / 382000	Unusual or Disaster Projects	CON	Yazoo Co June 25 2023 Storm Damage	966.35	966.35
<b>County Total</b>				<b>1,248,527.05</b>	
*****	Districtwide - District 1	*****			
304261 / 301000	Repair Projects	CON	Cable Barrier Repair - District 1	-11,417.50	802,096.42
307730 / 101000	Projects-Other	CON	District 1 SFY 2022 MP PE	74,953.74	721,830.10
307753 / 301000	Projects-Other	CON	District 1 Districtwide Cable Barrier 2022	450,788.04	1,014,730.66

Project #	Program	Project Type	Project Description	Fiscal Year Expenditures	Total Expenditures
<b>Districtwide - District 1</b>					
*****		*****			
307887 / 301000	Projects-Other	CON	RPM's ON VARIOUS ROUTES IN DISTRICT 1	832,218.77	832,218.77
308221 / 101000	Projects-Other	CON	District 1 SFY 2023 MP PE	305,479.22	305,479.22
<b>County Total</b>				<b>1,652,022.27</b>	
<b>Districtwide - District 2</b>					
*****		*****			
304261 / 302000	Repair Projects	CON	Cable Barrier Repair - District 2	-2,263.75	510,141.43
307754 / 301000	Projects-Other	CON	District 2 Districtwide Cable Barrier 2022	15,645.30	449,834.92
308174 / 301000	Projects-Other	CON	District 2 Districtwide Cable Barrier 2023	547,692.00	547,692.00
308221 / 102000	Projects-Other	CON	District 2 SFY 2023 MP PE	4,479.70	4,479.70
<b>County Total</b>				<b>565,553.25</b>	
<b>Districtwide - District 3</b>					
*****		*****			
307730 / 103000	Projects-Other	CON	District 3 SFY 2022 MP PE	47,842.55	91,585.09
307755 / 301000	Projects-Other	CON	District 3 Districtwide Cable Barrier 2022	13,666.88	245,828.24
307924 / 301000	Projects-Other	CON	D3 FY23 Districtwide RPM	306,032.09	306,032.09
308175 / 301000	Projects-Other	CON	District 3 Districtwide Cable Barrier 2023	217,891.89	217,891.89
<b>County Total</b>				<b>585,433.41</b>	
<b>Districtwide - District 5</b>					
*****		*****			
307730 / 105000	Projects-Other	CON	District 5 SFY 2022 MP PE	621,151.68	1,287,267.88
307756 / 301000	Projects-Other	CON	District 5 Districtwide Cable Barrier 2022	11,910.26	469,703.44
308176 / 301000	Projects-Other	CON	District 5 Districtwide Cable Barrier 2023	322,481.11	322,481.11
308221 / 105000	Projects-Other	CON	District 5 SFY 2023 MP PE	93,315.21	93,315.21
<b>County Total</b>				<b>1,048,858.26</b>	
<b>Districtwide - District 6</b>					
*****		*****			
307486 / 301000	Projects-Other	CON	District Wide Chip / Fog Seal: 11 Clarke (5.963-21.420), 531 Jasper (0-1.005), 504 J	131,516.12	1,653,905.25
307730 / 106000	Projects-Other	CON	District 6 SFY 2022 MP PE	198,871.47	326,659.74
307757 / 301000	Projects-Other	CON	District 6 Districtwide Cable Barrier 2022	14,450.72	331,275.60
307796 / 301000	Projects-Other	CON	Remove and replace raised pavement markers on various routes in District 6	60,985.50	405,480.24

Project #	Program	Project Type	Project Description	Fiscal Year Expenditures	Total Expenditures
*****	<b>Districtwide - District 6</b>	*****			
308177 / 301000	Projects-Other	CON	District 6 Districtwide Cable Barrier 2023	551,467.47	551,467.47
<b>County Total</b>				<b>957,291.28</b>	
*****	<b>Districtwide - District 7</b>	*****			
307730 / 107000	Projects-Other	CON	District 7 SFY 2022 MP PE	23,524.86	174,474.89
307758 / 301000	Projects-Other	CON	District 7 Districtwide Cable Barrier 2022	14,220.54	124,232.61
308178 / 301000	Projects-Other	CON	District 7 Districtwide Cable Barrier 2023	105,701.96	105,701.96
308221 / 107000	Projects-Other	CON	District 7 SFY 2023 MP PE	89,342.67	89,342.67
<b>County Total</b>				<b>232,790.03</b>	
*****	<b>STATEWIDE</b>	*****			
300342 / 3000	Projects-Other	CON	Department of Plant and Soil Sciences at Mississippi State University to continue to	99,184.59	841,741.81
308125 / 301000	Repair Projects	CON	I-20 Hinds Co Concrete Repair By State Forces	26,743.05	148,052.02
308370 / 301000	Unusual or Disaster Projects		City of Jackson Water Crisis Sep 2022 By State Forces	52,076.77	52,076.77
<b>County Total</b>				<b>178,004.41</b>	
<b>Report Totals</b>				<b>87,869,174.07</b>	



# **CONSTRUCTION EXPENDITURES**

**BY COUNTY AND PROJECT**

MS DEPARTMENT OF TRANSPORTATION  
 Construction Proj Expenditures by County  
 For Fiscal Year: 2023

Requester: MATWOOD  
 Report ID: DR000151

Page 1 of 58  
 11/03/2023 11:02:43 am

Project #	Program	Project Type	Project Description	Fiscal Year Expenditures	Total Expenditures
<b>***** Adams *****</b>					
106021 / 108000	Bridge	ENG	US 84 MS River Bridge Inspection 2022-2023 - Natchez	437,377.57	439,082.91
106655 / 301000	Surface Transportation Progr	CON	SR 555 & US 61 intersection 2.5 Miles North	-107,277.10	1,460,008.93
107543 / 101000	State Projects	ENG	US 61 0.9 mi N of Kingston Rd	4,154.67	496,426.55
107543 / 201000	Surface Transportation Progr	ROW	US 61 0.9 mi N of Kingston Rd	446.62	120,624.68
107543 / 301000	Surface Transportation Progr	CON	US 61 0.9 mi N of Kingston Rd	3,070,231.07	3,090,210.44
107564 / 899000	State Projects	CON	Adams County BOS - Earmark - Morgantown Road Widening from the West State IV	30,021.63	30,021.63
107951 / 101000	State Projects	ENG	SR 555 slide repair 0.5 miles north of JCT US 61	10,072.09	280,269.34
107951 / 201000	Surface Transportation Progr	ROW	SR 555 slide repair 0.5 miles north of JCT US 61	49,798.94	96,210.97
108364 / 302000	Pavement Rehabilitation	CON	US 61 From Wilkinson CL to Kingston	486,806.29	5,065,679.17
108369 / 101000	State Projects	ENG	US 84 From Dunbarton Rd to Franklin CL	3,470.10	4,342.28
108375 / 101000	State Projects	ENG	US 61 Fr Kingston to St Catherine Creek	837.30	65,248.17
108375 / 301000	Pavement Rehabilitation	CON	US 61 Fr Kingston to St Catherine Creek	8,595,142.94	8,595,142.94
108789 / 799000	State Projects	CON	Adams County BOS - Bridge Replacement on Bourke Road	9,842.75	20,754.49
109134 / 799000	State Projects	CON	City of Natchez - Downtown Sidewalk Improvements on Commerce Street from Mair	22,484.82	26,644.10
<b>County Total</b>				<b>12,613,409.69</b>	
<b>***** Alcorn *****</b>					
107193 / 101000	Special Projects(Demo)	ENG	North Polk Street FLAP	9,049.14	435,490.12
107193 / 301000	Special Projects(Demo)	CON	Fulton and Shiloh Drive Improvements - Phase I of Corinth Eastern Federal Land Ac	345,906.35	345,974.20
107193 / 799000	State Projects	CON	North Polk Street FLAP	28,934.34	103,509.04
108204 / 301000	Pavement Rehabilitation	CON	US 72 Fm SR 2 To End 5-Lane Section	5,938,838.73	6,824,444.90
108204 / 302000	Pavement Rehabilitation	CON	MS 785 Fm End 5-Ln Section To Cass St	75,966.42	443,005.86
108777 / 301000	Surface Transportation Progr	CON	US 72 over Hatchie Creek - (48.2A & 48.2B) - Bridge Preventative Maintenance 202:	10,597.74	10,597.74
109089 / 101000	State Projects	ENG	SR 356 two Bridge Replacement (#5.6&5.7)	1,124.00	3,169.45
109217 / 101000	State Projects	ENG	US 72 @ Liddon Lake Road	18,128.42	18,128.42
<b>County Total</b>				<b>6,428,545.14</b>	
<b>***** Amite *****</b>					
108888 / 301000	State Projects	CON	SR 570 West of Thompson Rd to Pike County Line	167,748.56	259,746.76
108896 / 301000	State Projects	CON	SR 24 from the west city limits of Liberty to just west of Velma Street	2,813,370.57	2,813,370.57
109369 / 799000	State Projects	CON	Amite County BOS - Robertson Road Bridge Replacement over Brushy Creek	13.86	13.86
<b>County Total</b>				<b>2,981,132.99</b>	

Project #	Program	Project Type	Project Description	Fiscal Year Expenditures	Total Expenditures
<b>Attala</b>					
*****		*****			
103334 / 201500	Vision 21	ROW	MS 35 - LEAKE C/L TO KOSCIUSKO [BRIDGE #s 150.5, 152.0]	275.12	263,615.33
103334 / 301000	Bridge	CON	MS 35 - Leake CL to Kosciusko [Bridge #s 150.5 and 152.0]	594,899.49	8,713,541.92
106105 / 101000	Vision 21	ENG	SR 35 Bridge Replacement [Bridge # 163.7]	48,449.10	973,805.87
106105 / 201000	Vision 21	ROW	SR 35 Bridge Replacement [Bridge # 163.7]	2,768.64	106,859.33
106105 / 201500	Bridge	ROW	SR 35 Bridge Replacement [Bridge # 163.7]	179,871.63	179,871.63
106105 / 301000	Bridge	CON	SR 35 [Bridge # 163.7]	23,444.44	23,444.44
108016 / 701000	Surface Transportation Progr	CON	City of Kosciusko - South Huntington Street Bicycle Lanes - construct dedicated bicy	497,017.32	497,017.32
108016 / 799000	State Projects		City of Kosciusko - South Huntington Street Bicycle Lanes - construct dedicated bicy	5,951.86	18,492.07
108255 / 301000	Pavement Rehabilitation	CON	SR 12 McAdams to Kosciusko East End 4-Lane	48,363.29	3,436,193.07
108672 / 301000	State Projects	CON	SR 735 From SR 12 West of Kosciusko to SR 12 East of Kosciusko	2,349.77	1,676,013.62
<b>County Total</b>				<b>1,403,390.66</b>	
<b>Benton</b>					
*****		*****			
103328 / 301000	Bridge	CON	SR 178 from SR 5 to Union CL [Bridge #s 47.1, 50.9 & 51.3 Oaklimer Creek]	1,050.86	5,168,923.33
106107 / 101000	State Projects	ENG	SR 704 Bridge Replacement # 162.5 [10-13 BRDG REPL I-5]	16,760.29	281,968.99
106107 / 101100	Surface Transportation Progr	ENG	SR 704 Bridge Replacement # 162.5	28,002.56	143,558.56
106107 / 201000	Surface Transportation Progr	ROW	SR 704 Bridge Replacement # 162.5	26,147.46	39,754.59
107927 / 315000	Safety	CON	2019 Upgrade Railroad Crossings - BNSF/Meadowbrook	982.30	234,230.42
108258 / 301000	Pavement Rehabilitation	CON	SR 2 From SR 5 to Tippah CL	5,468,141.78	5,468,141.78
108293 / 301000	Safety	CON	Upgrade RR - Moorehead in Hickory Flat (DOT# 667 275W) (BNSF)	88.63	164,799.72
108776 / 101000	Safety	ENG	US 72 at MS 7	218,420.78	503,108.63
108776 / 301000	Safety	CON	US 72 at MS 7	554,148.12	554,148.12
108962 / 302000	State Projects	CON	SR 4 from Marshall County Line to Hwy 5	895,611.53	895,611.53
<b>County Total</b>				<b>7,209,354.31</b>	
<b>Bolivar</b>					
*****		*****			
107766 / 301000	Pavement Rehabilitation	CON	SR 1 From Beulah to North Rosedale	147,215.47	3,219,656.49
108249 / 711000	Surface Transportation Progr	ENG	City of Cleveland - PE for Rosemary Road Improvements along Rosemary Road fro	8,346.67	159,710.36
108249 / 799000	State Projects		City of Cleveland - Rosemary Road Improvements along Rosemary Road from US I	2,111.56	22,749.36
108620 / 303100	Surface Transportation Progr	CON	US 61 - Bearing replacements & joint sealing- (Bridge #s 242.3 and 247.7)	29,929.40	270,053.47
108668 / 301000	State Projects	CON	SR 8 From Rosedale to Cleveland	1,789,242.35	5,418,680.96
108792 / 701000	Surface Transportation Progr	CON	City of Cleveland - Sidewalk Improvements on South Court Street and Martin Luther	268,538.42	268,538.42

MS DEPARTMENT OF TRANSPORTATION  
 Construction Proj Expenditures by County  
 For Fiscal Year: 2023

Project #	Program	Project Type	Project Description	Fiscal Year Expenditures	Total Expenditures
<b>Bolivar</b>					
108792 / 799000	State Projects	*****	City of Cleveland - Sidewalk Improvements on South Court Street and Martin Luther	1,858.07	9,298.97
108808 / 711000	State Projects	ENG	City of Rosedale - Main Street Sidewalk Improvements connecting West Bolivar Eler	18,257.64	18,257.64
108808 / 799000	State Projects		City of Rosedale - Main Street Sidewalk Improvements connecting West Bolivar Eler	1,959.46	4,232.97
109148 / 799000	State Projects		Town of Merigold - Construction of 1/2 mile Pedestrian Trail along N. Front Street	7,572.96	7,572.96
109156 / 303000	State Projects	CON	Traffic Signal Improvements - District 3	240,361.00	240,361.00
109187 / 799000	State Projects		Delta State University - Campus Sidewalk Improvements - Phase II	4,069.57	4,069.57
109231 / 301000	Pavement Rehabilitation	CON	US61 FROM BOYLE TO END OF 5-LANE	1,013,123.99	1,013,123.99
<b>County Total</b>				<b>3,532,586.56</b>	
<b>Calhoun</b>					
106968 / 101000	State Projects	*****	SR 8 Replace Four Bridges [Bridge #s 94.9, 95.2, 95.5 & 95.7]	288.53	1,170,416.17
106968 / 301000	Bridge	CON	SR 8 [Bridge #s 94.9, 95.2, 95.5 & 95.7]	6,351,098.42	6,384,463.88
106984 / 101000	State Projects	ENG	SR 9 Replace Four Bridges [Bridge #s 35.5, 40.7, 40.9 & 41.2]	14,912.34	1,587,745.80
106984 / 201000	Surface Transportation Progr	ROW	SR 9 Replace Four Bridges [Bridge #s 35.5, 40.7, 40.9 & 41.2]	496.34	268,960.39
106984 / 301000	Surface Transportation Progr	CON	SR 9 [Bridge #s 35.5, 40.7, 40.9 & 41.2]	5,198,409.77	5,222,176.83
108388 / 101000	State Projects	ENG	SR 9 - 7 Bridge replacements (38.7, 40.1, 39.4, 39.6, 38.5, 40.4 & 38.3)	740,666.22	2,166,100.80
108388 / 101100	Surface Transportation Progr	ENG	SR 9 - 7 Bridge replacements (38.7, 40.1, 39.4, 39.6, 38.5, 40.4 & 38.3)	185,561.55	203,402.33
108500 / 701000	Emergency Relief	CON	CR 136 3.8 miles E of MS 32	81,829.16	392,552.57
108500 / 799000	State Projects		CR 136 3.8 miles E of MS 32	5,173.46	26,300.04
<b>County Total</b>				<b>12,578,435.79</b>	
<b>Carroll</b>					
106980 / 101000	State Projects	*****	SR 35 over Big Sand Creek [Bridge # 198.6]	62,139.36	1,120,672.00
106980 / 101100	Surface Transportation Progr	ENG	SR 35 over Big Sand Creek [Bridge # 198.6]	4,678.86	99,190.57
106980 / 301000	Bridge	CON	SR 35 over Big Sand Creek [Bridge # 198.6]	4,531,143.02	4,531,673.58
108268 / 301000	Pavement Rehabilitation	CON	US 51 from 1.7 miles north of SR 35 to Montgomery CL	983,780.57	2,845,445.70
108589 / 301000	Pavement Rehabilitation	CON	I-55 Fr 0.5 Mi S of SR 35 To Montgomery CL	687,694.70	687,694.70
108821 / 101000	State Projects	ENG	US 82 Slide Repair Carroll	1,656.45	1,656.45
109300 / 101000	State Projects	ENG	SR 35 @ Petacocowa Creek (Bridge # 211.3)	22,516.78	22,516.78
<b>County Total</b>				<b>6,293,609.74</b>	

**MS DEPARTMENT OF TRANSPORTATION**  
**Construction Proj Expenditures by County**  
**For Fiscal Year: 2023**

Project #	Program	Project Type	Project Description	Fiscal Year Expenditures	Total Expenditures
<b>Chickasaw</b>					
103352 / 101000	State Projects	ENG	SR 245 from 3.5 mi. S of Lee CL to Lee CL (Bridge #s 198.8, 199.0, 199.1, 199.2 & 199.3)	732.22	857,687.68
103352 / 102000	Surface Transportation Progr	ENG	SR 245 from 3.5 mi. S of Lee CL [Bridge #s 198.0 & 200.3]	2,351.03	2,351.03
106975 / 301000	Bridge	CON	SR 389 over Chewawah Creek [Bridge # 6.8] and over Cane Creek [Bridge # 6.7]	419.05	4,701,311.45
107000 / 301000	Safety	CON	Upgrade Railroad Crossings - Warren near Okolona - KCS RR - DOT# 304 014A	5,288.96	138,333.71
108198 / 301000	State Projects	CON	SR 32 From SR 15 To SR 245	426,746.32	4,417,165.70
108222 / 302000	Pavement Rehabilitation	CON	US 45A Fm Chickasaw CL To Monroe CL	3,002,532.27	3,002,532.27
108353 / 301000	Safety	CON	Upgrade RR - Laster in Okolona (KCS) DOT # 914 650G	52,750.30	183,083.77
108654 / 301000	State Projects	CON	MS 41 From Monroe CL to Hwy 32/41 Intersection	143,256.35	1,010,955.17
108894 / 301000	State Projects	CON	SR 8 FM SR 15 TO END 3-LN @ TR REGIONAL	2,890,609.32	2,890,609.32
109076 / 101000	State Projects	ENG	SR 245 Bridge Replacement (#195.0)	58,657.00	61,443.70
109076 / 101100	Surface Transportation Progr	ENG	SR 245 Bridge Replacement (#195.0)	4,804.76	4,804.76
<b>County Total</b>				<b>6,588,147.58</b>	
<b>Choctaw</b>					
102406 / 102000	State Projects	ENG	SR 415 BETWEEN SR9 & NATCHEZ TRACE PARK (6.4)	46,666.99	369,536.86
102406 / 202000	Surface Transportation Progr	ROW	SR 415 BETWEEN SR9 & NATCHEZ TRACE PARK	373.28	48,014.18
102406 / 302000	Surface Transportation Progr	CON	SR 415 BETWEEN SR9 & NATCHEZ TRACE PARK	2,900.27	2,900.27
107010 / 101000	State Projects	ENG	SR 407 over Yockanookany River and relief [Bridge #6.1 & # 6.2]	3,251.08	704,305.65
107010 / 101100	Surface Transportation Progr	ENG	SR 407 over Yockanookany River and relief [Bridge #6.1 & # 6.2]	195.30	3,645.32
107010 / 201000	Surface Transportation Progr	ROW	SR 407 over Yockanookany River and relief [Bridge #6.1 & # 6.2]	386.10	84,969.87
107588 / 799000	State Projects		Choctaw County Board of Supervisors - 2021 ERBRF Awarded Project - Beginning c	7,339.75	15,161.67
108800 / 301000	Safety	CON	SR 9 from MS 12 to the Webster County Line	695.96	45,151.68
<b>County Total</b>				<b>61,808.73</b>	
<b>Claiborne</b>					
101819 / 1000	Phase II	ROW	US 61 FR NATCHEZ TRACE TO 4LANE NORTH OF PORT GIBSON	196.70	1,080,780.35
101819 / 102000	State Projects	ENG	US 61 from the 4-Lane Segment South of Port Gibson to the 4-Lane Segment North	41,286.88	870,206.23
103697 / 811000	Special Projects(Demo)	ENG	TCSP-PORT OF CLAIBORNE CO RD - Grand Gulf Access Road	221,066.50	737,911.94
108129 / 701000	Surface Transportation Progr	CON	Alcorn State University - Pedestrian Plaza to be constructed between the Walter Wa	284,250.11	284,250.11
108129 / 799000	State Projects		Alcorn State University - Pedestrian Plaza to be constructed between the Walter Wa	2,333.02	10,632.01
108578 / 799000	State Projects		Pattison-Hermanville Road - 1.03, 1.78 and 1.68 miles northeast of MS 547 and Tillin	813.75	1,161.98
108825 / 799000	State Projects		Alcorn State University - Campus Bicycle Path Improvements	1,721.64	1,721.64

**MS DEPARTMENT OF TRANSPORTATION**  
**Construction Proj Expenditures by County**  
**For Fiscal Year: 2023**

Requester: MATWOOD  
Report ID: DR000151

Project #	Program	Project Type	Project Description	Fiscal Year Expenditures	Total Expenditures
<b>Clalborne</b>					
*****		*****			
108853 / 101000	State Projects	ENG	SR 547 over Bakers Creek (2.1)	30,793.01	34,288.66
108853 / 101100	Surface Transportation Progr	ENG	SR 547 over Bakers Creek (2.1)	21,500.15	27,825.74
108854 / 101000	State Projects	ENG	SR 161 over Unnamed Stream (79.1)	3,146.47	4,584.78
108855 / 101000	State Projects	ENG	SR 161 over Barnes Creek (79.5)	4,714.37	5,161.63
108855 / 101100	Surface Transportation Progr	ENG	SR 161 over Barnes Creek (79.5)	63,269.65	63,377.08
108932 / 301000	State Projects	CON	SR 548 From BOSM at Hermanville to Copiah CL	2,691,623.54	2,691,623.54
109098 / 101100	Surface Transportation Progr	ENG	SR 18 Bridge Replacement (#10.4)	15,028.48	15,028.48
<b>County Total</b>				<b>3,381,744.27</b>	
<b>Clarke</b>					
*****		*****			
102485 / 102000	State Projects	ENG	SR 145 (Bridge #s 35.0, 42.5 & 43.8)	23,003.51	1,053,113.17
102485 / 202000	Bridge	ROW	SR 145 bridge replacement of 2 bridges [Bridge #s 35.0 & 43.8]	-1,773.00	99,964.18
102485 / 202500	Bridge	ROW	SR 145 bridge replacement of 2 bridges [Bridge #s 35.0 & 43.8]	77,869.52	301,878.94
102485 / 302000	Bridge	CON	SR 145 bridge replacement of 2 bridges [Bridge #s 35.0 & 43.8]	2,637,185.73	2,637,185.73
108682 / 301000	Pavement Rehabilitation	CON	US 11 From Jasper CL N 5.96 Mi To SR 18	2,890,787.06	2,890,787.06
108700 / 301000	State Projects	CON	SR 18 From SR 512 To SR 145	3,495,054.14	3,496,117.76
108707 / 301000	Pavement Rehabilitation	CON	SR 18 From Jasper CL to MS 512	2,206,835.46	2,206,835.46
109083 / 101000	State Projects	ENG	US 11 Bridge Replacements (#145.2 & 143.3)	154,407.43	177,186.32
109083 / 101100	Surface Transportation Progr	ENG	US 11 Bridge Replacements (#145.2 & 143.3)	96,972.64	99,546.17
109108 / 799000	State Projects	ENG	Clarke County BOS - Bridge Replacement on CR 670 between CR 660 and CR 430	12,171.06	12,710.81
109125 / 101000	Safety	ENG	I-59 from CR 334 to Jasper County Line (Cable Barrier and Bridge Pier Protection)	2,920.23	2,920.23
109351 / 101000	State Projects	ENG	SR 18 over Archusa Creek (#167.3)	14,124.80	14,124.80
<b>County Total</b>				<b>11,609,558.58</b>	
<b>Clay</b>					
*****		*****			
105723 / 799000	State Projects	CON	City of West Point - Widen turn lane on Eshman Ave from E Half Mile Street to Indus	10,387.22	67,205.31
105723 / 803000	Special Projects(Demo)	CON	City of West Point - Overlay Eshman Ave. from East Half Mile Street to Industrial Ac	222,522.43	222,522.43
105723 / 813000	Special Projects(Demo)	ENG	West Point - PE - Overlay Eshman Ave. from East Half Mile Street to Industrial Acce	6,445.55	28,408.46
108195 / 301000	Pavement Rehabilitation	CON	US 45A From Lowndes CL To Begin 5-Lane	82,749.66	5,913,495.76
108205 / 301000	Pavement Rehabilitation	CON	US 45A From Windate Dr To Monroe CL	2,120,234.48	3,496,425.83
108339 / 301000	Safety	CON	Upgrade RR - Division in West Point (KCS) DOT # 305 897F	103,206.78	238,052.24
108347 / 301000	Safety	CON	Upgrade RR - Morrow in West Point (KCS) DOT # 303 974W	56,684.19	202,314.55

MS DEPARTMENT OF TRANSPORTATION  
 Construction Proj Expenditures by County  
 For Fiscal Year: 2023

Requester: MATWOOD  
 Report ID: DR000151

Page 6 of 58  
 11/03/2023 11:02:43 am

Project #	Program	Project Type	Project Description	Fiscal Year Expenditures	Total Expenditures
<b>Clay</b>					
*****		*****			
108354 / 301000	Safety	CON	Upgrade RR - Section in West Point (KCS) DOT # 303 966E	69,808.79	252,675.49
108355 / 301000	Safety	CON	Upgrade RR - S Tibbee in Tibbee (KCS) DOT # 303 964R	67,001.41	251,627.83
108647 / 301000	State Projects	CON	SR 50 FM MATHEWS GIN RD TO SR 373	7,523.10	1,691,862.38
109130 / 799000	State Projects	CON	Clay County BOS - HB1413 Project - State Funding Only - Overlay of Henryville (He	619.54	1,378.00
109156 / 301000	State Projects	CON	Traffic Signal Improvements - District 1	328,049.25	328,049.25
<b>County Total</b>				<b>3,075,232.40</b>	
<b>Coahoma</b>					
*****		*****			
107684 / 102000	Safety	ENG	SR 1 Installation of a Intersection Collision Warning System at SR 1 and Friars Point	604.81	15,714.41
107684 / 301000	Safety	CON	SR 1 Installation of a Intersection Collision Warning System at SR 1 and Friars Point	185,299.04	185,859.40
107958 / 301000	Pavement Rehabilitation	CON	US 61 From .6 Mi S/O SR 161 to US 49	6,664,442.21	6,664,442.21
107958 / 302000	Pavement Rehabilitation	CON	US 49 From South End Bypass to .244 Mi S/O Eagles Nest Rd	11,252,843.53	11,252,843.53
107958 / 303000	Pavement Rehabilitation	CON	US 49/SR 149 from .50 south of US 61 north to .46 miles north of US 61	1,154,289.64	1,154,289.64
108257 / 102000	State Projects	ENG	US 61 From SR 315 to Tunica CL	1,243.63	1,243.63
109196 / 101000	Safety	ENG	MS 161 from US 61 to 6th St - Feasibility Study	11,001.63	11,001.63
<b>County Total</b>				<b>19,269,724.49</b>	
<b>Copiah</b>					
*****		*****			
102734 / 102110	Surface Transportation Progr	ENG	SR 27 from I-55 to Hinds County Line	18,576.34	28,117.88
103045 / 101100	State Projects	ENG	SR 18 BTW CLAIBORNE CL AND HINDS CL	5,405.98	683,023.90
103045 / 202500	Bridge	ROW	SR 18 between Claiborne CL & Hinds CL [Bridge # 24.2]	370,818.95	546,213.67
103045 / 301000	State Projects	CON	SR 18 between Claiborne CL & Hinds CL [Bridge #s 19.2, 19.4 & 23.0]	116,692.62	16,066,344.89
103045 / 302000	Regular-ERBR 2	CON	SR 18 between Claiborne CL & Hinds CL [Bridge # 24.2]	2,117,043.45	2,117,043.45
103045 / 302100	Surface Transportation Progr	CON	SR 18 between Claiborne CL & Hinds CL [Bridge # 24.2]	201,493.40	201,493.40
103045 / 302999	State Projects	CON	SR 18 between Claiborne CL & Hinds CL [Bridge # 24.2] (Travel)	97,316.50	97,316.50
106113 / 101100	Surface Transportation Progr	ENG	SR 27 Bridge Replacements [Bridge # 93.1]	568.91	18,445.02
106113 / 202000	Bridge	ROW	SR 27 [Bridge # 93.1]	1,174.49	11,611.84
106113 / 302000	Bridge	CON	SR 27 [Bridge # 93.1]	1,042.94	1,042.94
106391 / 301000	Pavement Rehabilitation	CON	I-55 From Lincoln CL To Hazlehurst	9,583,043.08	14,026,034.53
107013 / 101000	State Projects	ENG	US 51 over Unnamed Stream [Bridge #66.8]	3,310.19	374,828.48
107013 / 201000	Surface Transportation Progr	ROW	US 51 over Unnamed Stream [Bridge #66.8]	32.12	43,954.66
107013 / 201500	Surface Transportation Progr	ROW	US 51 over Unnamed Stream [Bridge #66.8]	50,608.40	50,608.40

MS DEPARTMENT OF TRANSPORTATION  
Construction Proj Expenditures by County  
For Fiscal Year: 2023

Project #	Program	Project Type	Project Description	Fiscal Year Expenditures	Total Expenditures
*****	<b>Copiah</b>	*****			
107013 / 301000	Regular-ERBR 2	CON	US 51 over Unnamed Stream [Bridge #66.8]	438.16	438.16
107013 / 301111	Surface Transportation Progr	CON	US 51 over Unnamed Stream [Bridge #66.8]	5,550.45	5,550.45
107363 / 701000	Surface Transportation Progr	CON	City of Crystal Springs - Pedestrian and Bicycle Corridor along Highway 51, Georgetown	1,931,350.00	1,931,836.87
107363 / 799000	State Projects	CON	City of Crystal Springs - Pedestrian & Bicycle Corridor installing a path in the area v	2,588.88	33,337.70
107919 / 301000	Safety	CON	Upgrade RR - Robert McDaniel Street in Hazlehurst (DOT # 299 847K) (CN)	90,604.93	245,648.36
107924 / 301000	Safety	CON	Upgrade RR - Hansen Rd in Hazlehurst (DOT # 299 851A) (CN)	68,240.42	266,750.81
107950 / 301000	Pavement Rehabilitation	CON	SR 28 Firm 0.5 Mi West of Old Port Gibson Rd to 0.2 Mi East of E Whitworth St	206,719.79	2,266,042.81
108208 / 301000	Pavement Rehabilitation	CON	SR 27 From SR 28 to Approx 0.2 Miles South of Old Hwy 27	3,020,769.81	3,021,824.68
108401 / 301000	Surface Transportation Progr	CON	SR 28 preventative maintenance on 2 Bridges (40.9 & 43.0)	561.92	340,807.58
108429 / 301000	Safety	CON	Upgrade RR - Hartley - Crystal Spring (CN-299 824D)	2,829.73	310,204.44
108495 / 301000	Surface Transportation Progr	CON	I-55 slide repairs (2 sites) - Left of Left Lane (SB Outside Slope)	24,669.34	2,388,543.17
108586 / 301000	Pavement Rehabilitation	CON	I-55 Copiah Co Shoulder Rehab and Stripe From Begin Concrete to Hinds CL	950,450.83	950,450.83
108595 / 101000	Safety	ENG	Local Road Safety Plans (LRSP)	6,094.34	82,689.32
108795 / 799000	State Projects		Copiah-Lincoln Community College - Campus Pedestrian Improvements	3,052.53	4,956.88
108856 / 101000	State Projects	ENG	SR 28 over Copiah Creek (55)	1,175.77	4,136.50
108856 / 101100	Surface Transportation Progr	ENG	SR 28 over Copiah Creek (BR# 55)	67,327.83	67,327.83
108933 / 301000	State Projects	CON	US 51 From Lincoln CL to South of SR28	4,639,665.64	4,639,728.52
108933 / 302000	State Projects	CON	SR 850 From US 51 to EOSM	140,185.93	140,185.93
108933 / 303000	State Projects	CON	SR 848 From US 51 To EOSM	112,902.97	112,902.97
109301 / 101000	State Projects	ENG	SR 28 over Jones Creek (Bridge #43.0)	4,014.99	4,014.99
<b>County Total</b>				<b>23,846,321.63</b>	
*****	<b>Covington</b>	*****			
107385 / 315000	Safety	CON	Upgrade Railroad Crossings - N. 1st near Collins DOT# 305 367R [CN RR]	17,125.82	254,592.58
107559 / 310000	Safety	CON	2017 Upgrade Railroad Crossings - Old Hwy 49 near Sanford - CN RR - DOT# 305 3	10,339.55	329,646.10
107559 / 311000	Safety	CON	2017 Upgrade Railroad Crossings - Arbo near Mt. Olive - CNRR - DOT# 305 371F	62,941.56	437,988.61
107731 / 301000	Pavement Rehabilitation	CON	US 49 From Seminary To 84 Bypass	5,166.18	3,529,445.48
107731 / 301100	Safety	CON	US 49 From Seminary To 84 Bypass	213.75	333,113.52
108247 / 1000	State Projects	ENG	US 49 at MS 35	32,479.64	415,239.57
108247 / 101000	Safety	ENG	US 49 at MS 35	45,195.33	224,436.64
108247 / 201000	Safety	ROW	US 49 at MS 35	98,978.06	263,013.05
108665 / 301000	State Projects	CON	SR 532 Firm Oak Grove to Vester Pickering	2,415.27	1,041,552.37
108793 / 799000	State Projects	CON	City of Collins - Downtown Sidewalk Improvements on multiple streets in downtown (	14,978.30	38,181.82

MS DEPARTMENT OF TRANSPORTATION  
 Construction Proj Expenditures by County  
 For Fiscal Year: 2023

Project #	Program	Project Type	Project Description	Fiscal Year Expenditures	Total Expenditures
*****	Covington	*****			
108817 / 101000	Surface Transportation Progr	ENG	SR 37 over Oakohay Creek - Permanent Repair (Bridge # 4.3)	128,430.43	354,736.28
108817 / 102000	State Projects	ENG	SR 37 over Oakohay Creek - In House - Temporary Repair (Bridge # 4.3)	281.58	10,665.18
108817 / 302000	State Projects	CON	SR 37 over Oakohay Creek - In House - temporary repair (Bridge # 4.3)	486.76	489,873.02
108897 / 301000	State Projects	CON	SR 35 from Jefferson Davis County Line to US 84	722,218.60	722,218.60
108987 / 301000	State Projects	CON	SR 35 from US 84 to US 49	13,066.84	13,066.84
109363 / 1000	State Projects	ENG	US 84 at MS 184 and at MS 588 in Collins - RCUJ	51,097.75	51,097.75
<b>County Total</b>				<b>1,205,415.42</b>	
*****	Desoto	*****			
100222 / 103000	Vision 21	ENG	I-55 FROM CHURCH ROAD TO SR 302	39,440.11	1,612,762.28
100222 / 103100	National Highway System(NI-	ENG	I-55 FROM CHURCH ROAD TO SR 302	1,132,867.87	3,050,854.56
100222 / 203000	Vision 21	ROW	I-55 FROM CHURCH ROAD TO SR 302	-1,637,970.43	29,662,206.90
100222 / 203510	National Highway System(NI-	ROW	I-55 from Church Road to SR 302	7,814.90	23,624.71
100222 / 205000	Vision 21	ROW	I-55 FROM RELOCATED SR 304 TO CHURCH ROAD ADD 2 LANES[Truck Scales	44,158.98	3,281,001.34
100222 / 205200	National Highway System(NI-	ROW	I-55 FROM RELOCATED SR 304 TO CHURCH ROAD	121,233.98	1,206,690.91
102556 / 319100	State Projects	CON	SR 304 from East of I-55 to SR 305 (Legal)	353.91	353.91
104863 / 801000	Special Projects(Demo)	CON	HOLLY SPRINGS RD - RECONSTRUCTION OF 2.6 MILES ALONG HOLLY SPRIN	27,860.90	8,783,196.75
104863 / 802000	Special Projects(Demo)	CON	Holly Springs Road to construct 2.6 miles including five functionally obsolete anddett	775,765.52	6,477,506.17
104863 / 899000	State Projects		Holly Springs Road to construct 2.6 miles including five functionally obsolete anddett	19,925.90	84,619.84
105313 / 799000	State Projects		Star Landing Road - Tulane Road to Getwell Road	41,603.10	101,698.56
105313 / 812000	Surface Transportation Progr	ENG	Star Landing Road - from approximately Tulane Road to Getwell Road - Preliminary	5,818.25	1,421,272.00
106781 / 701000	Surface Transportation Progr	CON	City of Southaven – Southaven Bike Trail Central Park to Snowden Grove Park	16,175.74	900,006.20
107114 / 201500	National Highway System(NI-	ROW	SR 304 McIngvale Interchange	-3,692.41	295,139.14
107114 / 301000	National Highway System(NI-	CON	SR 304 McIngvale Interchange	103,171.36	7,721,563.63
107208 / 701000	Surface Transportation Progr	CON	City of Southaven - Stateline (Main Street) and Northwest Drive Pedestrian Project	92.34	475,997.69
107208 / 799000	State Projects		City of Southaven - MPO TAP - Stateline Road Pedestrian Project - construction of a	2,868.83	18,681.15
107273 / 701000	Urban	CON	Southaven - Getwell Road - widening from Star Landing Road to Church Road	774,923.52	774,923.52
107273 / 711000	Urban	ENG	Southaven - P.E. for Getwell Road - widening from Star Landing to Church Road	4,956.98	411,738.97
107273 / 799000	State Projects		Southaven - Getwell Road - widening from Star Landing Road to Church Road	7,953.27	105,600.37
107341 / 711000	Urban	ENG	P.E. services for Commerce St. Extension	7,604.32	354,790.30
107341 / 799000	State Projects		Desoto County BOS - Commerce St. Extension - from Commerce to Jaybird Road	43,167.72	70,619.88
107537 / 701000	Surface Transportation Progr	CON	City of Hernando – Realignment of McIngvale Road between Byhalia Road and Gree	5,876.69	5,957,771.00
107537 / 799000	State Projects		City of Hernando - McIngvale Road - Widen from 2 to 5 lanes with the realignment o	3,284.87	47,986.97

**MS DEPARTMENT OF TRANSPORTATION**  
**Construction Proj Expenditures by County**  
**For Fiscal Year: 2023**

Project #	Program	Project Type	Project Description	Fiscal Year Expenditures	Total Expenditures
*****	<b>Desoto</b>	*****			
107800 / 701000	Surface Transportation Progr	CON	DeSoto County BOS - Lewisburg School and Craft Road Sidewalk Improvements	217,931.13	276,605.48
107800 / 799000	State Projects		DeSoto County BOS - Lewisburg School and Craft Road Sidewalk Improvements	1,247.97	11,216.17
107877 / 711000	Surface Transportation Progr	ENG	City of Hernando - Nesbit Sidewalk Project - Preliminary Engineering Detail	10,023.39	10,023.39
107877 / 799000	State Projects		City of Hernando - Nesbit Sidewalk Project - construction of sidewalks along Nesbit	3,065.06	3,065.06
107903 / 301000	Bridge	CON	I-22 Bridge Preservation FFY 2019 (bridges #s 6.8A, 6.8B, 9.5B and 10.4)	16,659.40	3,913,960.50
108288 / 301000	Bridge	CON	SR 302, 302 ramp, 305 and 305 ramp (18.1A, 18.1B 18.1 & 23.8 bridge and ramp)	2,420,768.53	4,589,892.09
108444 / 711000	State Projects	ENG	DeSoto County BOS - Preliminary Engineering - Signal Improvements at Pleasant H	17,339.31	207,860.21
108444 / 799000	State Projects		DeSoto County BOS - Signal Improvements at Pleasant Hill Road and Getwell Road	5,478.10	9,187.27
108449 / 711000	Surface Transportation Progr	ENG	City of Olive Branch - Preliminary Engineering - Intersection Improvements at State	11,571.62	107,763.90
108449 / 799000	State Projects		City of Olive Branch - Preliminary Engineering - Intersection Improvements at State	30,288.00	33,011.55
108450 / 701000	Surface Transportation Progr	CON	City of Olive Branch - Intersection Improvements at State and Davidson Roads w	94.44	94.44
108450 / 711000	Surface Transportation Progr	ENG	City of Olive Branch - High Mast Lighting Projects at Bethel Road and US-78 and Cr	10,864.57	129,329.71
108602 / 799000	State Projects		City of Olive Branch - Preliminary Engineering - High Mast Lighting Projects at Beth	9,806.04	21,368.37
108638 / 101000	State Projects	ENG	City of Hernando - McIngvale Road Sidewalk Project	4,281.22	55,327.51
108638 / 101100	Safety	ENG	MS 301 at Star Landing - Roundabout	139,832.83	145,829.62
108638 / 301000	Regular-ERBR 2	CON	MS 301 at Star Landing - Roundabout	113.40	113.40
108638 / 301100	Safety	CON	MS 301 at Star Landing - Roundabout	3,988.98	3,988.98
108641 / 101000	Safety	ENG	MS 302 at Braybourne Main - Signal Installation with Access Management	61,074.48	181,792.51
108641 / 301000	Safety	CON	MS 302 at Braybourne Main - Signal Installation with Access Management	1,552,498.32	1,552,498.32
108655 / 301000	State Projects	CON	SR 302 Fr Horn Lake Rd to 900 Feet West of Interstate Blvd	2,339,644.21	3,637,462.73
108775 / 711000	Urban	ENG	City of Olive Branch - Pleasant Hill Road Widening - Preliminary Engineering	199,454.36	254,371.30
108775 / 711111	Regular-LPA ERBR 2	ENG	City of Olive Branch - Pleasant Hill Road Widening - Preliminary Engineering	36,802.00	36,802.00
108775 / 799000	State Projects		City of Olive Branch - Pleasant Hill Road Widening	3,735.73	7,883.02
108847 / 101000	State Projects	ENG	US 78 & SR 305 - (2.6A, 2.6B & 14.6)	37,984.19	45,449.46
108884 / 102000	State Projects	ENG	I-55 Coldwater River Bridge Replacement (272.9 A&B)	14,062.17	14,062.17
109062 / 101000	Safety	ENG	I-22 from Coldwater River to Marshall county line	10,907.92	11,716.04
109064 / 101000	State Projects	ENG	US 51 at Green T Road	117,354.08	133,718.72
109064 / 101100	Surface Transportation Progr	ENG	US 51 at Green T Road	154,642.07	200,000.00
109064 / 101111	Regular-ERBR 2	ENG	US 51 at Green T Road	100,555.82	100,555.82
109201 / 799000	State Projects		Desoto County Board of Supervisors - Multi-Use Agri-Ed Trail System	4,548.98	4,548.98
109218 / 101000	Surface Transportation Progr	ENG	SR 305 at Bethel Road	39,958.76	39,958.76
109321 / 101000	State Projects	ENG	US 51 at Turman	1,142.25	1,142.25
109321 / 101100	Surface Transportation Progr	ENG	US 51 at Turman	3,858.89	3,858.89

MS DEPARTMENT OF TRANSPORTATION  
 Construction Proj Expenditures by County  
 For Fiscal Year: 2023

Project #	Program	Project Type	Project Description	Fiscal Year Expenditures	Total Expenditures
<b>Desoto</b>					
109386 / 799000	State Projects	*****	City of Olive Branch - Construction of a multi-use path along the north side of Church	1,396.12	1,396.12
<b>County Total</b>					
				<b>9,128,230.56</b>	
<b>Forrest</b>					
102334 / 101000	Interstate	ENG	I-59 INTERCHANGE AT SR 42	284.50	2,231,326.99
102334 / 201500	Vision 21	ROW	I 59 INTERCHANGE AT SR 42	630.34	1,080,473.37
102334 / 301000	Vision 21	CON	I-59 interchange @ SR 42	149,952.47	27,552,106.26
105845 / 799001	State Projects		City of Hattiesburg - 4th Street Sidewalk Improvements Phase 3	4,021.70	4,021.70
107039 / 799000	State Projects		Forrest County BOS - J. Turner Drive / Jackson Road construct a bike trail from Long	2,342.00	24,863.56
107115 / 799000	State Projects		Pearl & Leaf Rivers Rails to Trails Recreational District - Update intersection safety/v	554.30	11,375.14
107140 / 799000	State Projects		Pearl River Community College - Pedestrian Commons - construction of pedestrian	656.05	14,235.45
107227 / 308000	Safety	CON	Upgrade Railroad Crossings - Peps Point near Hattiesburg DOT# 305 326L [CN RR	6,113.25	181,521.90
107464 / 101000	Safety	ENG	US 49 from the Stone County Line to South Gate Road	35,959.12	2,440,761.83
107464 / 301000	Safety	CON	US 49 from the Stone County Line to South Gate Road	15,662,887.57	36,803,492.43
107525 / 799000	State Projects		Forrest County BOS - Classic Drive Sidewalk Improvements - sidewalk improvement	2,765.82	12,598.45
107579 / 101000	State Projects	ENG	I-59 From Lamar CL to Jones CL	7,391.13	477,465.98
107579 / 301000	Pavement Rehabilitation	CON	I-59 From Lamar CL to Jones CL	9,247,585.07	12,138,068.27
107690 / 799000	State Projects		City of Petal - Old Richton Road - development of intersection improvements from E	4,903.49	11,217.91
107710 / 701000	Surface Transportation Progr	CON	Forrest County BOS - Construction of Pedestrian Overpass Over US 49 on Country'	283.32	283.32
107710 / 799000	State Projects		Forrest County BOS - Pedestrian Bridge - add pedestrian crossing over US 49 at Co	1,413.87	11,197.17
107825 / 301000	Pavement Rehabilitation	CON	I-59 From US 98 E Bypass to Forrest/Lamar CL	147,068.81	4,792,264.83
108024 / 701000	Surface Transportation Progr	CON	University of Southern Mississippi - Montague Boulevard Pathway Improvements fro	92,978.55	647,477.53
108025 / 701000	Surface Transportation Progr	CON	University of Southern Mississippi - Hardy Street Improvements from 34th Avenue at	700.00	596,396.99
108025 / 799000	State Projects		USM - Hardy Street Improvements from 38th Avenue to 27th Avenue	629.76	11,146.84
108081 / 701000	Surface Transportation Progr	CON	City of Hattiesburg - Hardy Street Pedestrian Improvements at the intersection of Gr	139,324.18	837,030.74
108081 / 799000	State Projects		City of Hattiesburg - Hardy Street Roundabout at the intersection of Green and Hard	3,839.81	23,671.12
108134 / 701000	Surface Transportation Progr	CON	City of Hattiesburg - Country Club Road Improvements from Memorial Drive to J.C. I	1,012,275.06	1,014,130.74
108134 / 799000	State Projects		City of Hattiesburg - Country Club Drive Improvements from Highway 49 to J.C. Killir	2,296.33	11,129.78
108639 / 801000	Special Projects(Demo)	CON	Federal Build Project - Phase I - Hall Avenue Roundabout - Intersection of Hall Aveni	391,204.15	391,204.15
108639 / 802000	Special Projects(Demo)	CON	Federal Build Project - Phase II - Hall Avenue West - Intersection of Hall Avenue/Bay	871,433.20	871,433.20
108639 / 811000	Special Projects(Demo)	ENG	City of Hattiesburg - Federal Build Project - Preliminary Engineering for Hall Avenue	881,469.92	887,037.28
108639 / 899000	State Projects		City of Hattiesburg - Federal Build Project - Hall Avenue Build Grant from Pine Street	32,688.76	106,989.17
108805 / 799000	State Projects		University of Southern Mississippi - Forrest Avenue Pedestrian Plaza	1,035.95	4,713.61

Project #	Program	Project Type	Project Description	Fiscal Year Expenditures	Total Expenditures
<b>*****</b>					
<b>Forrest</b>					
108826 / 799000	State Projects	*****	City of Petal - Main Street Sidewalk Improvements	12,405.55	14,362.26
108833 / 799000	State Projects		City of Hattiesburg - Gordon Creek Commons Pathway from Pine Stree to McLeod C	5,298.10	15,117.48
109129 / 101000	Safety	ENG	US 49 from WSF Tatum Drive to Sims Rd	86,838.39	86,838.39
109146 / 102000	State Projects	ENG	Country Club Road over US 49 (#68.1) - MRP-308620	6,615.20	6,615.20
109146 / 301000	Surface Transportation Progr	CON	Country Club Road over US 49 (#68.1)	88,901.20	88,901.20
109146 / 302000	State Projects	CON	Country Club Road over US 49 (#68.1) - MRP-308620	191,275.44	191,275.44
109152 / 799000	State Projects		Hattiesburg Public School District - Sidewalk Improvements along Gordon's Creek	6,038.52	6,038.52
109338 / 101000	State Projects	ENG	MS 42 from I-59 to Sunrise Road - Corridor Safety Improvements	5,662.49	5,662.49
109404 / 101000	State Projects	ENG	I-59 SB Bridge at US 49 (68.8A) (MRP 308703)	8,566.13	8,566.13
109412 / 799000	State Projects		Forrest County BOS - Chain Park Pathway Improvements	86.12	86.12
<b>County Total</b>				<b>29,116,375.62</b>	
<b>*****</b>					
<b>Franklin</b>					
100888 / 101000	State Projects	ENG	US 98 BUDE & LINCOLN CL HOMOCHITTO RIVER	189,827.39	1,231,695.78
100888 / 201000	Bridge	ROW	US 98 BUDE & LINCOLN CL HOMOCHITTO RIVER	5,205.72	95,159.16
107542 / 101000	State Projects	ENG	US 84 between Roxie & Meadville [EB Lane]	2,103.69	336,483.17
107806 / 301000	State Projects	CON	US 98 From JCT Berrytown Rd E 5.3 MILES To JCT ADA Evans Rd	1,322,978.97	1,329,938.57
107937 / 301000	Pavement Rehabilitation	CON	US 84 From Adams CL East to Chambers Road	6,006,397.50	6,012,964.27
<b>County Total</b>				<b>7,526,513.27</b>	
<b>*****</b>					
<b>George</b>					
103421 / 213000	State Projects	ROW	STATEWIDE WETLANDS BANK - Fig Farms Mitigation	14,153.33	23,086.48
107257 / 799000	State Projects		George County Board of Supervisors - The proposed project will replace the existing	36,244.30	42,375.63
107385 / 304000	Safety	CON	Upgrade Railroad Crossings - Depot near Lucedale DOT# 304 273L [CN RR]	474.55	233,058.45
107559 / 306000	Safety	CON	2017 Upgrade Railroad Crossings - Shipmen near Lucedale - CN RR - DOT# 304 27	4,462.04	174,250.59
107944 / 301000	Pavement Rehabilitation	CON	SR 26 From Stone CL to the East Pascagoula River Bridge Abutment	10,997.20	2,634,387.00
108271 / 301000	Pavement Rehabilitation	CON	SR 613 From East Fire Dept Rd North 7.7 Miles to Evanston Rd	382,637.34	382,637.34
108688 / 302000	Pavement Rehabilitation	CON	MS 57 from Jackson County Line North 11.126 miles to SR 26	2,421,889.35	2,421,889.35
109176 / 101000	State Projects	ENG	Old HWY 63 at HWY 98	18,320.72	18,320.72
<b>County Total</b>				<b>2,869,178.83</b>	

MS DEPARTMENT OF TRANSPORTATION  
Construction Proj Expenditures by County  
For Fiscal Year: 2023

Requester: MATWOOD  
Report ID: DR000151

Page 12 of 58  
11/03/2023 11:02:43 am

Project #	Program	Project Type	Project Description	Fiscal Year Expenditures	Total Expenditures
<b>Greene</b>					
103421 / 214000	State Projects	ROW	STATEWIDE WETLANDS BANK - Dead Dog Bog	1,534.71	15,565.53
107385 / 306000	Safety	CON	Upgrade Railroad Crossings - SR 57 near McLain DOT# 304 294E [CN RR]	19,003.31	326,394.51
107559 / 301000	Safety	CON	2017 Upgrade Railroad Crossings - Brown near McLain - CN RR - DOT# 304 297A	11,940.05	249,569.95
108801 / 101000	Surface Transportation Progr	ENG	US 98 2 box culverts & reinforced pipe	10,633.74	76,774.55
108801 / 301000	Surface Transportation Progr	CON	US 98 2 box culverts & reinforced pipe	20,331.11	20,331.11
<b>County Total</b>				<b>63,442.92</b>	
<b>Grenada</b>					
102250 / 201000	Urban	ROW	US 51 FROM END OF 5 LANE NORTH TO YALOBUSHA RIVERINCLUDES BRIDG	27,102.09	10,213,357.16
102250 / 201100	Surface Transportation Progr	ROW	US 51 FROM END OF 5 LANE NORTH TO YALOBUSHA RIVERINCLUDES BRIDG	10,949.22	17,274.91
105807 / 301000	Vision 21	CON	US 51 [Bridge # 205.4]	851,964.56	6,791,491.46
106968 / 102000	State Projects	ENG	SR 8 over Butputter Creek [Bridge #89.8] and roadway box culvert at sta. 609+75"	530.65	452,707.18
106968 / 302000	Bridge	CON	SR 8 over Butputter Creek [Bridge #89.8] and roadway box culvert at sta. 609+75"	2,838,352.53	2,863,853.73
106969 / 102000	State Projects	ENG	SR 7 over Riverdale Creek/Grenada RR [Bridge # 76.3]	580.57	625,617.43
106969 / 102100	Surface Transportation Progr	ENG	SR 7 over Riverdale Creek/Grenada RR [Bridge # 76.3]	5,321.18	167,450.42
106969 / 202000	State Projects	ROW	SR 7 over Riverdale Creek/Grenada RR [Bridge # 76.3]	1,170.10	165,481.30
106969 / 202500	Surface Transportation Progr	ROW	SR 7 over Riverdale Creek/Grenada RR [Bridge # 76.3]	1,117.08	298,524.81
106969 / 302000	Surface Transportation Progr	CON	SR 7 over Riverdale Creek/Grenada RR [Bridge # 76.3]	9,186,950.03	9,609,829.18
108270 / 301000	Pavement Rehabilitation	CON	US 51 From Geeslin Corner to Yalobusha County Line	918,287.76	918,287.76
108519 / 701000	Emergency Relief	CON	Graysport Crossing Road 5 miles North of MS 8	140,871.53	891,882.72
108519 / 799000	State Projects		Graysport Crossing Road 5 miles North of MS 8	2,648.95	9,846.83
108948 / 301000	State Projects	CON	SR 8 from SR 7 to Begin 5-Lane	3,266,583.82	3,266,583.82
109109 / 799000	State Projects		Grenada County BOS - Project termini along Graysport Crossing Road includes app	22,690.81	28,635.00
<b>County Total</b>				<b>17,275,120.88</b>	
<b>Hancock</b>					
106947 / 101000	State Projects	ENG	I-10 from Diamondhead to Harrison CL	85,259.76	894,646.76
106947 / 101200	National Highway System(NI-	ENG	I-10 from 1.5 miles west of Hwy 603 to the Harrison County Line (Add lanes and ITS	209,582.10	424,016.77
107127 / 201500	Safety	ROW	US 90 Traffic Signal Upgrades	64,159.21	1,273,801.78
107183 / 701000	Surface Transportation Progr	CON	City of Waveland - Waveland Ave Sidewalk	1,596.20	1,259,620.82
107509 / 101000	National Highway System(NI-	ENG	I-10/Diamondhead Interchange Reconstruction	255,021.12	875,488.08
107509 / 101500	National Highway System(NI-	ROW	I-10/Diamondhead Interchange Reconstruction - PE UTIL	4,750.00	4,750.00

**MS DEPARTMENT OF TRANSPORTATION**  
**Construction Proj Expenditures by County**  
**For Fiscal Year: 2023**

Project #	Program	Project Type	Project Description	Fiscal Year Expenditures	Total Expenditures
<b>Hancock</b>					
107509 / 201000	National Highway System(NH- State Projects	ROW	I-10/Diamondhead Interchange Reconstruction	99,190.99	983,608.29
107516 / 799000	State Projects		City of Waveland - Pedestrian Improvement project along Nicholson Avenue	447.25	21,731.58
107961 / 799000	State Projects		City of Bay St. Louis - Beyer Drive Sidewalk Improvements	771.86	4,700.75
108323 / 101000	Safety	ENG	Upgrade RR - Citizen in Bay St. Louis (CSX) DOT# 340 082W	17,722.80	19,979.42
108323 / 301000	Safety	CON	Upgrade RR - Citizen in Bay St. Louis (CSX) DOT# 340 082W	166,081.43	166,081.43
108334 / 301000	Safety	CON	Upgrade RR - S Second in Bay St. Louis (CSX) DOT# 340 076T	283,107.67	428,582.51
108585 / 302000	Pavement Rehabilitation	CON	I-10 from Diamondhead to Harrison CL - Remove OGFC and replace with Stone Mat	1,381,973.07	1,381,973.07
108618 / 101000	Safety	ENG	Upgrade RR - 34th St. near Waveland DOT# 340 095X (CSX)	6,419.20	14,650.92
108618 / 301000	Safety	CON	Upgrade RR - 34th St. near Waveland DOT# 340 095X (CSX)	100,579.32	100,579.32
108620 / 306100	Surface Transportation Progr	CON	I-10 (bridge # 0.0) Bridge Preventative Maintenance	149,869.31	175,492.48
108684 / 301000	Pavement Rehabilitation	CON	US 90 From Rifle Range Rd E 4.8 Mi To Lower Bay Rd	4,961,302.66	4,961,302.66
108754 / 799000	State Projects		County of Hancock - Beach Blvd from Lakeshore Road to Scenic Overlook approx. 3	5,561.86	9,639.65
108756 / 101000	Emergency Relief	ENG	US 90 from Waveland Avenue to Beach Blvd	1,616.37	70,091.44
108756 / 301000	Emergency Relief	CON	US 90 from Waveland Avenue to Beach Blvd	41,324.91	41,749.65
108785 / 799000	State Projects		Hancock County BOS - Lakeshore Road Resurfacing from Lower Bay Road to Beach	1,087.87	1,723.39
108875 / 799000	State Projects		City of Diamondhead - Wayfinding, Navigation, and Implementation Plan Study in all	197.26	360.89
109121 / 301000	Emergency Relief	CON	I-10 Hancock Co Bridge @ E Pearl River Bridge By Combination of State and Contr	213.55	1,031,224.32
109128 / 799000	State Projects		City of Bay St. Louis - Hwy 603 Turn Lane Extension from Interstate 10 to Highway 9	1,110.34	1,195.88
109307 / 101000	State Projects	ENG	I-10 from the Louisiana SL to MS 603	715.18	715.18
109322 / 101000	State Projects	ENG	I-10 Pearl River Bridge westbound (0.0)	2,994.42	2,994.42
109322 / 301000	State Projects	CON	I-10 Pearl River Bridge westbound (0.0)	80.01	80.01
109415 / 799000	State Projects		Hancock County BOS - Reconstruction of Texas Flat Road from Highway 607 to Higl	367.93	367.93
109416 / 799000	State Projects		Hancock County BOS - Scenic Byway - Santa Rosa Pathway starting at McLeod Par	367.97	367.97
<b>County Total</b>				<b>7,843,471.62</b>	
<b>Harrison</b>					
101212 / 102100	Surface Transportation Progr	ENG	SR 601/I-10 Interim Interchange (Ultimate will be completed when 601 is extended to	76,953.57	389,109.50
101212 / 202000	Vision 21	ROW	SR 601 FROM 600 FEET SOUTH OF THE SEABOARD RR TO 2000 FEET NORTH	184.27	76,193,939.99
101212 / 203000	Vision 21	ROW	SR 601 FROM THE PORT OF GULFPORT [SOUTH OF US 90] TO 33RD STREET	19,677.40	35,359,759.53
102111 / 1000	National Highway System(NH- Safety	ENG	US 49 FROM ONEAL ROAD TO LITTLE BILOXI RIVER	105,504.04	2,683,170.62
102111 / 101100	Safety	ENG	US 49 from O'Neal Rd to N of School Rd to incl. Bridge over Flat Branch [8.0 A&B] F	1,828.90	21,329.79
102111 / 101300	National Highway System(NH- National Highway System(NH- Vision 21	ENG	US 49 from O'Neal Road to North of School Road	81.90	90,730.17
102111 / 303000	Vision 21	CON	US 49 replace bridges over Flat Branch [Bridge # 8.0 A&B;B]	1,125,946.14	6,676,226.47

MS DEPARTMENT OF TRANSPORTATION  
 Construction Proj Expenditures by County  
 For Fiscal Year: 2023

Project #	Program	Project Type	Project Description	Fiscal Year Expenditures	Total Expenditures
*****	Harrison	*****			
104384 / 799000	State Projects	ENG	POPPS FERRY RD IN BILOXI	1,089.98	25,879.85
104384 / 811100	Special Projects(Demo)	ENG	POPPS FERRY RD IN BILOXI - Preliminary Engineering	97,474.51	97,474.51
104384 / 812000	Special Projects(Demo)	ENG	City of Biloxi - P.E. for Popp's Ferry Road in Biloxi	17,802.15	2,090,200.94
104866 / 799000	State Projects	CON	Dedeaux Rd. From Three Rivers Rd. to SR 605. Gulfport MS	69.41	71,670.82
104866 / 801000	Special Projects(Demo)	CON	Dedeaux Rd. From Three Rivers Rd. to SR 605. Gulfport MS	216,888.40	4,367,057.23
105281 / 203000	Vision 21	ROW	SR 67 AT THE SANGANI BOULEVARD	5,424.78	14,803,707.85
106216 / 702000	Urban	CON	City of Gulfport - Seaway Road DOT# 305 185E	40,854.18	280,031.12
106253 / 799000	State Projects	ENG	City of Biloxi - Popp's Ferry Rd Extension from Pass Road to Hwy 90	8,472.19	178,529.96
106253 / 811000	Special Projects(Demo)	ENG	City of Biloxi - Popp's Ferry Rd Extension from Pass Road to Hwy 90	89,366.85	902,549.78
106742 / 799100	State Projects	ENG	Gulf Regional Planning Commission- MPO Safety Project Various Routes in Harrisor	2,017.06	3,775.38
106947 / 102000	State Projects	ENG	I-10 from the Hancock County Line to just east of County Farm Road	19,846.75	732,677.58
106947 / 102200	National Highway System(NH	ENG	I-10 from the Hancock County Line to 2 miles east of US 49 (add lanes and ITS)	540,777.53	731,779.26
107221 / 799000	State Projects	ENG	City of Gulfport - Landon Rd. Improvements from Hwy. 49 to 34th St.	3,754.39	33,447.30
107321 / 104000	Bridge	ENG	I-110 Inspection of Bascule Bridge 2022-2023	215,035.70	215,131.85
107343 / 799000	State Projects	ENG	Pass Christian - North Street - from Pass Christian High School to Pass Estates - 51	92.19	10,906.36
107505 / 301000	Bridge	CON	SR 605 over Industrial Waterway Bridge Rehabilitation [Bridge # 3.5]	2,470,556.83	25,466,738.70
107512 / 701000	Urban	CON	City of Gulfport - Seaway Road Pedestrian Pathway	162,006.66	1,105,963.98
107529 / 799000	State Projects	CON	City of D'Iberville - Popp's Ferry Road Improvements - Construct a new segment to a	9,217.13	18,170.86
107556 / 701000	Surface Transportation Progr	CON	Gulfport - 20th Avenue Improvements	13,212.70	471,755.86
107796 / 303000	Safety	CON	2018 Upgrade Railroad Crossings - 17th Street near Gulfport- KCS RR - DOT# 305	3,508.68	275,475.46
107796 / 304000	Safety	CON	2018 Upgrade Railroad Crossings - Pass near Gulfport- KCS RR - DOT# 305 164L	2,009.27	391,180.17
107796 / 306000	Safety	CON	2018 Upgrade Railroad Crossings - 19th Street near Gulfport- KCS RR - DOT# 305	258.76	300,558.53
107863 / 301000	National Highway System(NH	CON	US 49 over the Biloxi River(13.8A)	1,482.54	2,076,916.46
107904 / 799000	State Projects	CON	Harrison County BOS - Landon Road Widening Project - from 34th Avenue to city lirr	85.16	12,664.61
107918 / 799000	State Projects	CON	City of Long Beach - Pineville Road Sidewalk Improvements Phase II	709.45	8,077.54
107931 / 701000	Surface Transportation Progr	CON	City of Biloxi - Main Street Railroad Crossing Improvement	407.10	407.10
107931 / 701100	Surface Transportation Progr	CON	City of Biloxi - Main Street Railroad Crossing Improvement (RR) DOT # 340 185W (C	21,381.17	21,381.17
107931 / 711100	Surface Transportation Progr	ENG	City of Biloxi - Main Street Railroad Crossing Improvement (RR) DOT # 340 185W (C	2,092.80	12,593.16
107931 / 799000	State Projects	CON	City of Biloxi - Main Street Railroad Crossing Improvement	3,048.62	10,850.26
107932 / 799000	State Projects	CON	City of Biloxi - Cedar Lake Bridge Improvements	293.87	2,945.34
107933 / 799000	State Projects	CON	City of Biloxi - Woolmarket Road Sidewalk Improvements	16,186.36	24,174.14
107970 / 103000	Bridge	ENG	SR 605 over Industrial Waterway Bridge Inspection 2022-2023 [Bridge # 3.5]	9,453.65	9,549.66
107975 / 711000	Surface Transportation Progr	ENG	City of Gulfport - US Hwy 49 Pedestrian Safety Study - from Creosote Road to Turke	9,021.99	115,586.42

MS DEPARTMENT OF TRANSPORTATION  
 Construction Proj Expenditures by County  
 For Fiscal Year: 2023

Project #	Program	Project Type	Project Description	Fiscal Year Expenditures	Total Expenditures
*****	Harrison	*****			
108021 / 701000	Surface Transportation Progr	CON	USM - Gulf Park Pathway - construction of pathway on Gulf Park Drive from Bear Pc	5,248.12	231,400.00
108042 / 711000	Surface Transportation Progr	ENG	Harrison County Board of Supervisors - Active Living Study throughout the entire are	32,462.60	115,131.47
108082 / 701000	Surface Transportation Progr	CON	Mississippi Gulf Coast Community College - Jeff Davis Campus Pedestrian Connect	137,008.95	137,008.95
108082 / 799000	State Projects		Mississippi Gulf Coast Community College - Jeff Davis Campus Pedestrian Connect	1,819.65	7,468.34
108166 / 301000	National Highway System(NH-	CON	I-10 over TCHOUTACABOUFFA RIVER (45.0 A&B)	1,155.23	2,064,263.48
108239 / 301000	State Projects	CON	US 49 From Creosote Rd North 3.293 Miles to 0.25 Miles North of O'neil Rd	3,184,051.01	3,184,390.26
108317 / 301000	Safety	CON	Upgrade RR - Gill in Biloxi (CSX) DOT# 340 200W	135,430.69	331,271.07
108318 / 101000	Safety	ENG	Upgrade RR - St. Paul in Pass Christian (CSX) DOT# 340 278R	14,946.69	17,575.85
108319 / 101000	Safety	ENG	Upgrade RR - Island View in Long Beach (CSX) DOT# 340 266W	11,326.50	18,237.32
108319 / 301000	Safety	CON	Upgrade RR - Island View in Long Beach (CSX) DOT# 340 266W	172,858.35	172,858.35
108320 / 101000	Safety	ENG	Upgrade RR - N Lang at Long Beach (CSX) DOT# 340 267D	11,546.10	18,390.23
108320 / 301000	Safety	CON	Upgrade RR - N Lang at Long Beach (CSX) DOT# 340 267D	169,677.81	169,677.81
108321 / 101000	Safety	ENG	Upgrade RR - Davis in Pass Christian (CSX) DOT# 340 277J	12,964.03	15,294.54
108322 / 101000	Safety	ENG	Upgrade RR - Henderson in Pass Christian (CSX) DOT# 340 283M	14,443.95	16,734.26
108324 / 101000	Safety	ENG	Upgrade RR - Clark in Pass Christian (CSX) DOT# 340 280S	14,127.95	16,771.79
108325 / 301000	Safety	CON	Upgrade RR - Seal in Biloxi (CSX) DOT# 340 195C	260,692.70	438,555.07
108326 / 301000	Safety	CON	Upgrade RR - Magnolia in Biloxi (CSX) DOT# 340 189Y	280,837.37	473,299.19
108328 / 101000	Safety	ENG	Upgrade RR - Lang in Pass Christian (CSX) DOT# 340 272A	13,162.50	15,489.67
108329 / 101000	Safety	ENG	Upgrade RR - Courtenay in Pass Christian (CSX) DOT# 340 273G	12,675.30	15,453.54
108330 / 101000	Safety	ENG	Upgrade RR - Hiern in Pass Christian (CSX) DOT# 340 281Y	15,352.80	17,981.96
108331 / 101000	Safety	ENG	Upgrade RR - Trautman in Long Beach (CSX) DOT# 340 265P	15,595.70	18,253.94
108331 / 301000	Safety	CON	Upgrade RR - Trautman in Long Beach (CSX) DOT# 340 265P	77,951.35	77,951.35
108332 / 101000	Safety	ENG	Upgrade RR - Seal in Pass Christian (CSX) DOT# 340 275V	17,083.05	19,284.47
108333 / 101000	Safety	ENG	Upgrade RR - Keller in Biloxi (CSX) DOT# 340 181U	11,955.20	19,897.15
108333 / 301000	Safety	CON	Upgrade RR - Keller in Biloxi (CSX) DOT# 340 181U	187,968.67	187,968.67
108392 / 101100	Surface Transportation Progr	ENG	SR 15 over Cypress Branch (#15.7)	58,377.95	60,471.89
108393 / 101000	State Projects	ENG	SR 53 over Wolf River Relief (#16.4 & 16.6)	193,033.08	321,350.32
108393 / 101100	Surface Transportation Progr	ENG	SR 53 over Wolf River Relief (#16.4 & 16.6)	114,852.60	147,254.64
108419 / 801000	Special Projects(Demo)	CON	Interconnecting Gulfport	1,895.43	1,895.43
108419 / 811000	Special Projects(Demo)	ENG	Interconnecting Gulfport	848,508.10	2,030,170.98
108419 / 899000	State Projects		Interconnecting Gulfport	48,583.69	91,454.06
108427 / 101000	Safety	ENG	Long Beach Railroad Crossing Grade Improvements -grade and geometric improvem	24,798.11	540,331.29
108427 / 102000	Safety	ENG	Long Beach Railroad Crossing Grade Improvements -grade and geometric improvem	7,851.90	7,851.90

**MS DEPARTMENT OF TRANSPORTATION**  
**Construction Proj Expenditures by County**  
**For Fiscal Year: 2023**

Project #	Program	Project Type	Project Description	Fiscal Year Expenditures	Total Expenditures
*****	Harrison	*****			
108447 / 711000	Surface Transportation Progr	ENG	City of Biloxi - Point Cadet Improvements Study	6,515.87	30,335.83
108453 / 711000	Surface Transportation Progr	ENG	City of Long Beach - 5 Points Intersection Study	1,574.77	69,574.31
108488 / 101000	Safety	ENG	Interstate 110 southbound at US 90 WB - HFST, Curve Signing Improvements, Stripi	-1,241.20	84,918.60
108488 / 301000	Safety	CON	Interstate 110 southbound at US 90 WB - HFST, Curve Signing Improvements, Stripi	229,834.73	1,332,146.25
108585 / 301000	Pavement Rehabilitation	CON	I-10 from Hancock County Line to Wolf Creek Bridge - Remove OGFC and replace v	4,810,985.89	4,811,299.64
108620 / 306200	Surface Transportation Progr	CON	I-110 (bridge #1.3) Bridge Preventative Maintenance	186,221.15	232,180.36
108621 / 711000	Surface Transportation Progr	ENG	City of D'Iberville - Traffic Study at Mallett Road and Lamey Bridge Road intersection	43,902.50	80,426.52
108623 / 301000	Safety	CON	Upgrade RR - Canal Rd - Gulfport - (KCS 914 676J)	122,026.93	128,904.98
108624 / 301000	Safety	CON	Upgrade RR - MLK - Gulfport - (KCS 305 170P)	122,177.98	130,646.78
108626 / 301000	Safety	CON	Upgrade RR - 33rd St - Gulfport - (KCS 305 168N)	148,846.82	183,126.07
108634 / 101000	Safety	ENG	MS 67 from US 49 to Licksillet - : "Superstreets" corridor. RCUTs at crossovers and	428,636.97	838,464.09
108636 / 799000	State Projects	CON	City of Long Beach - Pineville Road Sidewalk Project - Phase III	3,115.50	4,066.87
108637 / 799000	State Projects	CON	City of Long Beach - Intersection Improvements on 28th Street and Klondyke Road.	11,984.52	19,838.28
108675 / 301000	State Projects	CON	US 90 Harrison Co Bridge Lighting - 2	55,322.72	876,267.61
108737 / 701000	Emergency Relief	CON	City of D'Iberville - Automall Parkway at Suzanne Drive	47,471.45	47,471.45
108738 / 701000	Emergency Relief	CON	City of D'Iberville - D'Iberville Blvd. Intersections including Automall, Poppas Ferry Roa	51,471.65	51,471.65
108739 / 701000	Emergency Relief	CON	City of D'Iberville - Promenade/Sangani Blvd. Intersections including Newkws Drive, W	28,761.25	28,761.25
108740 / 701000	Emergency Relief	CON	City of D'Iberville - Mallett at Cinema	9,013.20	9,013.20
108741 / 701000	Emergency Relief	CON	City of D'Iberville - Lamey Bridge Road intersections including Big Ridge Road, LeM	39,143.10	39,143.10
108742 / 701000	Emergency Relief	CON	City of D'Iberville - Lemoyne Blvd. at Gorenflo Road	2,621.45	2,621.45
108757 / 101000	Emergency Relief	ENG	US 90 throughout county - US 49 from US 90 to Bethel Road - SR 605 from US 90 to	5,868.98	306,283.11
108757 / 102000	Emergency Relief	ENG	US 90 throughout county Traffic Signals	6,777.02	356,317.98
108757 / 301000	Emergency Relief	CON	US 49 from US 90 to Bethel Road - SR 605 from US 90 to John Ross Road - SR 67	164,686.16	164,686.16
108757 / 301100	Emergency Relief	CON	US 49 from US 90 to Bethel Road - SR 605 from US 90 to John Ross Road - SR 67	1,038,155.26	1,038,155.26
108757 / 302000	Emergency Relief	CON	US 90 throughout county Traffic Signals, ITS and signage	1,757,109.45	1,758,238.84
108757 / 302110	Emergency Relief	CON	US 90 throughout county Traffic Signals, ITS and signage (equipment)	480,780.15	1,018,691.03
108763 / 301000	Emergency Relief	CON	US 90 from Biloxi Bay to St. Louis Bay. Sidewalk damage limited to US 90 from 4th A	4,470.40	382,207.45
108764 / 301000	Emergency Relief	CON	I-110 across Biloxi Bay	421,478.37	427,458.19
108804 / 799000	State Projects	CON	University of Southern Mississippi - Gulf Park - Friendship Oak Sidewalk and Landsc	1,897.18	9,303.27
108814 / 711000	Surface Transportation Progr	ENG	GRPC - Port of Gulfport Traffic Signal Study	42,697.68	42,697.68
108824 / 101000	State Projects	ENG	Shriners Blvd @ I-10 (Double Roundabout)	3,407.07	8,230.61
108824 / 101100	Surface Transportation Progr	ENG	Shriners Blvd @ I-10 (Double Roundabout)	148,716.90	206,208.19
108901 / 101000	State Projects	ENG	I-10 @ Firetower Rd / Menge Ave	9,844.75	31,827.52

MS DEPARTMENT OF TRANSPORTATION  
 Construction Proj Expenditures by County  
 For Fiscal Year: 2023

Project #	Program	Project Type	Project Description	Fiscal Year Expenditures	Total Expenditures
***** Harrison					
108901 / 301000	State Projects	CON	I-10 @ Firetower Rd / Menge Ave	4,328.39	4,328.39
108964 / 799000	State Projects		City of D'Iberville - Suzanne Drive at Automall Parkway Intersection Improvements	703.95	960.38
109124 / 301000	Safety	CON	Upgrade RR - US 49 Gulfport - 305176F	286,650.31	286,650.31
109135 / 799000	State Projects		City of Biloxi - Woolmarket Study	161.21	161.21
109136 / 799000	State Projects		City of Biloxi - Pass Road Intersection Improvements at Rodenburg Avenue	8,598.61	8,598.61
109147 / 799000	State Projects		City of D'Iberville - HB 1727 - Earmark - Mallet Road/Sangani Intersection	7,628.85	7,796.61
109154 / 101000	Safety	ENG	US 49 from Orange Grove Boulevard to St. Charles Street (Directional Median)	220,775.36	226,460.73
109192 / 799000	State Projects		City of D'Iberville - Lamey Bridge Road and D'Iberville Middle School Pedestrian Imp	404.93	404.93
109197 / 1000	State Projects	ENG	US 49 from Turkey Creek to 250 feet north Creosote Road - Pedestrian Improvemen	18,979.52	18,979.52
109197 / 101000	Safety	ENG	US 49 from Turkey Creek to 250 feet north Creosote Road - Pedestrian Improvemen	373,062.36	373,062.36
109323 / 101000	State Projects	ENG	US 49 from Desoto Park Rd to 500' South of E Wortham Rd (Palmer Creek Road)	12,710.60	12,710.60
109328 / 799000	State Projects		City of Long Beach - Intersection Improvements at Beatline Road and 28th Street	282.65	282.65
109393 / 799000	State Projects		City of Long Beach - Intersection Improvements at Klondyke Road & Pineville Road,	204.28	204.28
<b>County Total</b>				<b>22,793,085.80</b>	
***** Hinds					
102469 / 201000	State Projects	ROW	SR 18 BT COPIAH CL AND SR 27 (25.1)	386.10	409,319.90
102469 / 301000	State Projects	CON	SR 18 between Copiah CL & SR 27 [Bridge #25.1]	8,588.39	6,268,585.67
102734 / 2000	Vision 21	ENG	SR 27 FROM COPIAH COUNTY LINE TO WARREN COUNTY LINE (PE LOCATIO	46,740.38	223,741.15
102734 / 102120	Surface Transportation Progr	ENG	SR 27 from Copiah County Line to Morrison Road	27,393.11	41,745.50
102734 / 103100	Surface Transportation Progr	ENG	SR 27 from Morrison Road to 0.9 Miles South of the Natchez Trace Parkway	492,522.65	551,889.86
102734 / 103110	State Projects	ENG	SR 27 from Morrison Road to 0.9 Miles South of the Natchez Trace Parkway - On C	15,464.02	21,563.74
102734 / 104100	Surface Transportation Progr	ENG	SR 27 from 0.9 Miles South of the Natchez Trace Parkway to Canada-Cross Road	8,051.86	12,301.44
102734 / 105110	Surface Transportation Progr	ENG	SR 27 From Canada-Cross Road to Warren County Line	3,646.12	5,570.47
104587 / 899300	State Projects		City of Jackson - Little J Rail-Trail Project from Highway 80 to Lynch Street at or nea	1,769.83	1,769.83
105014 / 799000	State Projects		West County Line Rd Improvement, Phase 1	53.87	33,565.50
105858 / 302000	Vision 21	CON	I-20 Replace Bridge #s 44.9B & #45.2B	1,964,899.72	47,964,546.72
106023 / 303000	Pavement Rehabilitation	CON	I-55 from Copiah CL to Byram	6,481.95	19,192,558.24
106058 / 802000	Special Projects(Demo)	CON	City of Jackson - sidewalk improvements on Capitol Street	14,081.47	338,350.00
106058 / 812000	Special P Projects(Demo)	ENG	City of Jackson - sidewalk improvements on Capitol St	-371.00	36,671.35
106058 / 899000	State Projects		City of Jackson - sidewalk improvements on Capitol St	371.00	371.00
106113 / 101000	State Projects	ENG	SR 27 Bridge Replacements [Bridge #s 93.1 & 114.7]	7,411.99	914,112.04
106113 / 101200	Surface Transportation Progr	ENG	SR 27 Bridge Replacements [Bridge # 93.1]	3,959.18	176,318.68

**MS DEPARTMENT OF TRANSPORTATION**  
**Construction Proj Expenditures by County**  
**For Fiscal Year: 2023**

Project #	Program	Project Type	Project Description	Fiscal Year Expenditures	Total Expenditures
*****	Hinds	*****			
106113 / 201000	State Projects	ROW	SR 27 Bridge Replacements [Bridge #s 93.1 & 114.7]	-3,700.00	341,588.45
106113 / 301000	Bridge	CON	SR 27 [Bridge # 114.7]	4,594,903.38	4,924,874.24
106127 / 101000	National Highway System(NH	ENG	I-20 Widening from Natchez Trace Parkway to SR 18.	202,060.97	1,733,569.22
106464 / 306000	Safety	CON	299 812J is a railroad crossing located on Jones Loop Rd outside of Terry. MS in Hin	1,374.96	198,691.56
107143 / 701000	Surface Transportation Progr	CON	Hinds Community College - Pedestrian and Sidewalk Improvements along Hinds Bo	203,173.41	482,027.86
107143 / 799000	State Projects	CON	Hinds Community College - Pedestrian and Sidewalk Improvements along Hinds Bo	6,778.43	37,922.85
107200 / 799000	State Projects		Greening the Gateways	4,969.63	219,164.69
107200 / 801000	Special Projects(Demo)	CON	Tiger Grant -North State Street - Corridor Improvements From Sheppard Road to H	-0.72	13,130,803.00
107200 / 802000	Special Projects(Demo)	CON	Tiger Grant - West County Line Road - Corridor Improvements West County Line R	-16.51	11,216,190.71
107241 / 302000	State Projects	CON	I-20 at Norrell Road Interchange Improvements and Frontage Road Widening	242,307.66	36,235,705.92
107391 / 101000	State Projects	ENG	SR 27 over Big Black River (117.9)	10,227.92	810,339.90
107391 / 201000	Bridge	ROW	SR 27 over Big Black River (117.9)	488.57	51,556.80
107391 / 301000	Regular-ERBR 2	CON	SR 27 over Big Black River (117.9)	4,844,123.46	4,877,447.34
107391 / 301111	Surface Transportation Progr	CON	SR 27 over Big Black River (117.9)	1,999,243.05	1,999,243.05
107391 / 301999	State Projects	CON	SR 27 over Big Black River (117.9) (travel)	4,481.48	4,481.48
107545 / 701000	Surface Transportation Progr	CON	City of Jackson - South Jackson Traffic Signal project - at Highway 18 at McDowell F	531,638.62	600,000.00
107549 / 799000	State Projects	CON	City of Jackson - Woodrow Wilson Avenue Resurfacing from Mill Street to I-55 includ	801.93	5,093.02
107549 / 799100	State Projects	CON	City of Jackson - Woodrow Wilson Avenue Resurfacing from Mill Street to I-55 includ	437.16	437.16
107569 / 102000	State Projects	ENG	US 80 over Pearl River Bridge [Bridge #46.4]	134,185.54	141,168.03
107569 / 103002	Surface Transportation Progr	ENG	US 80 and I-20/55 over Pearl River Scour (3BR)(46.4, 46.4A and 46.4B)	275,358.97	298,203.14
107569 / 104000	State Projects	ENG	I-20/I-55 over Pearl River Jetty Repair (46.4A & B)	7,269.91	36,556.78
107569 / 304000	Surface Transportation Progr	CON	I-20/I-55 over Pearl River Jetty Repair (46.4A & B)	258,357.76	258,357.76
107846 / 701000	Surface Transportation Progr	CON	City of Clinton - Multi Use Pathway on Arrow Drive and Cynthia Drive	24,773.81	444,602.23
107846 / 799000	State Projects	CON	City of Clinton - Multi Use Pathway on Arrow Drive & Cynthia Drive from Clinton Park	4,814.88	31,975.52
107899 / 101000	State Projects	ENG	I-55 Bridge Preservation Hinds (94.3A & 94.3B)	22,922.42	27,645.30
107921 / 301000	Safety	CON	Upgrade RR-Cherry Grove in Terry (DOT # 299 819G) (CN)	104,780.81	251,602.04
107997 / 101100	Surface Transportation Progr	ENG	Hinds County Slide Repairs along various routes, I-20 and I-220	2,978.91	182,138.81
107997 / 301000	Surface Transportation Progr	CON	Hinds County Slide Repairs along various routes, I-20 and I-220	1,231,590.98	1,231,590.98
108070 / 701000	Surface Transportation Progr	CON	City of Jackson - Mill Street Town Creek Bridge - Mill Street between Griffith Street a	2,731.04	2,731.04
108070 / 799000	State Projects	CON	City of Jackson - Mill Street Town Creek Bridge - Mill Street between Griffith Street a	1,486.75	3,115.21
108071 / 701000	Surface Transportation Progr	CON	City of Jackson - Terry Road Cany Creek Bridge - Terry Road between Lakeshore Rc	150,149.08	150,337.96
108071 / 799000	State Projects	CON	City of Jackson - Terry Road Cany Creek Bridge - Terry Road between Lakeshore Rc	1,974.87	4,227.63
108072 / 799000	State Projects	CON	City of Jackson - Woodrow Wilson Avenue Signal - Woodrow Wilson Avenue at Balic	134.95	368.66

MS DEPARTMENT OF TRANSPORTATION  
Construction Proj Expenditures by County  
For Fiscal Year: 2023

Project #	Program	Project Type	Project Description	Fiscal Year Expenditures	Total Expenditures
*****	Hinds	*****			
108073 / 799000	State Projects	CON	City of Jackson - State Street Signal Project at High Street, Mississippi Street, Amite	49.78	49.78
108074 / 701000	Surface Transportation Progr	CON	City of Jackson - Terry Road Resurfacing - along Terry Road from McDowell Road to	322,182.77	322,182.77
108075 / 799000	State Projects	CON	City of Jackson - Woodrow Wilson Resurfacing from Martin Luther King, Jr. Drive to	3,720.03	4,115.72
108076 / 701000	Surface Transportation Progr	CON	City of Jackson - Meadowbrook Road Resurfacing Project - from West Street to Intel	240,435.20	240,759.78
108077 / 701000	Surface Transportation Progr	CON	City of Jackson - State Street Resurfacing from Sheppard Road to Briarwood Drive.	509.65	770,386.34
108124 / 701000	Surface Transportation Progr	CON	City of Clinton - Midway Road Bridge Replacement	10,606.97	376,745.08
108143 / 101000	State Projects	ENG	I-20 From Warren CL to the Natchez Trace (16.25 MI)	53,734.76	109,496.21
108164 / 701000	Surface Transportation Progr	CON	City of Jackson - Sidewalk Improvements - County Line Road - from the Murphy Driv	43,353.55	241,009.98
108164 / 799000	State Projects	CON	City of Jackson - Sidewalk Improvements - County Line Road - from the Murphy Driv	2,645.76	9,126.35
108231 / 301000	State Projects	CON	US 49 from 0.45 miles north of I-220 to the Madison CL	104,819.22	7,141,472.98
108233 / 301000	State Projects	CON	SR 18 From Copiah CL to Beginning of 4 Lane at Raymond	5,107,843.62	5,108,452.34
108289 / 101000	State Projects	ENG	I 20 over Valley Street #s 44.1A, 44.1B	6,113.78	23,888.58
108289 / 301000	National Highway System(NI-	CON	I 20 over Valley Street #s 44.1A, 44.1B	2,767,157.04	2,869,824.42
108290 / 301000	National Highway System(NI-	CON	I 55 over McDowell Road (# 90.7)	504,859.47	556,086.76
108390 / 101000	State Projects	ENG	SR 27 over Tallahala Creek (#102.5)	17,809.48	22,153.38
108473 / 301000	Emergency Relief	CON	I-20 EB at Ellis Avenue interchange SW quadrant outside fill slope	6,268.53	916,036.35
108474 / 101000	Emergency Relief	ENG	US 49 SB just S of Cynthia Road along mainline outside fill slope	27,096.71	131,784.30
108474 / 201000	Emergency Relief	ROW	US 49 SB just S of Cynthia Road along mainline outside fill slope	6,934.47	6,934.47
108474 / 301000	Emergency Relief	CON	US 49 SB just S of Cynthia Road along mainline outside fill slope	228,881.77	228,881.77
108475 / 101000	Emergency Relief	ENG	I-55 NB exit ramp at Wymdale Road interchange along outside backslope	-32,817.84	7,697.00
108475 / 101100	Emergency Relief	ENG	I-55 NB exit ramp at Wymdale Road interchange along outside backslope	33,485.35	33,485.35
108475 / 301000	Emergency Relief	CON	I-55 NB exit ramp at Wymdale Road interchange along outside backslope	59,116.50	59,116.50
108476 / 101000	Emergency Relief	ENG	SR 27 NB approximately 0.3 miles S of SR 18 along N fill slope	21,506.42	109,279.41
108476 / 201000	Emergency Relief	ROW	SR 27 NB approximately 0.3 miles S of SR 18 along N fill slope	2,014.42	2,014.42
108476 / 301000	Emergency Relief	CON	SR 27 NB approximately 0.3 miles S of SR 18 along N fill slope	83,961.84	83,961.84
108513 / 101000	State Projects	ENG	I-20 Ditch Repair near Springridge Road Interchange	9,540.44	40,929.25
108635 / 800200	Surface Transportation Progr	ENG	PRVWSD - Build Project Study - completes remaining environmental needed to relo	5,786.47	6,755.96
108725 / 101000	State Projects	ENG	SR 27 From Copiah CL to SR 18	23,207.95	63,327.58
108799 / 301000	State Projects	CON	SR 890 through the Town of Bolton	644,700.95	822,375.73
108799 / 302000	State Projects	CON	SR 855 from Texas Street to the end of maintenance north of I-20.	437,172.66	592,052.37
108879 / 101000	State Projects	ENG	Parking Garage Inspection for MDTOW DOWNTOWN BUILDING	21,717.96	68,577.41
108883 / 101000	Safety	ENG	I-20 from the Natchez Trace Parkway to Robinson Road	70,140.51	113,767.60
108883 / 301000	Safety	CON	I-20 from the Natchez Trace Parkway to Robinson Road	167,167.35	167,167.35

MS DEPARTMENT OF TRANSPORTATION  
Construction Proj Expenditures by County  
For Fiscal Year: 2023

Project #	Program	Project Type	Project Description	Fiscal Year Expenditures	Total Expenditures
*****	Hinds	*****			
108902 / 101000	State Projects	ENG	I-20 Remove & Replace OGFC From E of SR 18 to I-55 Split	40,015.23	71,608.14
109057 / 301000	Surface Transportation Progr	CON	SR 25 from I-55 to the Rankin County Line - signal detection and various repairs	382,055.64	383,383.03
109126 / 711000	Surface Transportation Progr	ENG	City of Jackson - RAISE Grant - reconstruct Medgar Evers Boulevard from Woodrow	1,033.86	1,033.86
109126 / 799000	State Projects	ENG	City of Jackson - RAISE Grant - reconstruct Medgar Evers Boulevard from Woodrow	4,778.54	4,778.54
109127 / 101100	Surface Transportation Progr	ENG	I-55 from State Street to Pearl River Bridge	31,182.82	89,498.71
109127 / 301000	Surface Transportation Progr	CON	I-55 from State Street to Pearl River Bridge - plugging and sealing the cross drain pit	367,680.45	367,680.45
109131 / 101000	Safety	ENG	US 80 fr Clinton-Raymond Road to Shaw Rd - Median Barrier (Concrete)	292,922.89	293,010.26
109144 / 101000	Surface Transportation Progr	ENG	Bridge Inspection - Hinds County - 9 Bridges - 110005502509690 - 11002200250026	1,073.98	2,577.89
109157 / 101000	Safety	ENG	SR 25/Lakeland Dr from I-55 to Grants Ferry Road - Intersection Review	27,850.11	27,850.11
109172 / 101000	State Projects	ENG	I-20 over Big Black River & Reliefs (17.9A & 17.9B)	50,960.20	55,235.39
109220 / 799000	State Projects	ENG	City of Byram - Widening of Siwell Road at the intersection with Terry Road	4,350.11	4,350.11
109221 / 799000	State Projects	ENG	City of Byram - Gary Road Bridge Replacement - SA25-048	15,873.12	15,873.12
109365 / 101000	State Projects	ENG	I-55 at High Street	4,347.79	4,347.79
109391 / 799000	State Projects	ENG	Town of Edwards - Park Lighting and Improvements Project	2,856.17	2,856.17
<b>County Total</b>				<b>29,696,959.17</b>	
*****	Holmes	*****			
107012 / 101000	State Projects	ENG	SR 12 over Moccasin Creek[Bridge # 69.2]	30,426.28	673,450.92
107012 / 101100	Surface Transportation Progr	ENG	SR 12 over Moccasin Creek[Bridge # 69.2]	98,544.57	138,145.94
107012 / 201000	State Projects	ROW	SR 12 over Moccasin Creek[Bridge # 69.2]	214.61	188,635.60
107920 / 301000	Safety	CON	Upgrade RR- H Davis in Thornton (DOT # 300 798R) (CN)	51,984.35	260,681.78
108018 / 701000	Surface Transportation Progr	CON	City of Lexington - Hwy 12 Pedestrian Improvements	94.45	94.45
108018 / 799000	State Projects	CON	City of Lexington - Hwy 12 Pedestrian Improvements	1,143.36	5,383.28
108091 / 301000	Pavement Rehabilitation	CON	I-55 From 0.5 Mi N of SR 17 to Carroll CL	4,707,972.70	4,733,633.27
108203 / 301000	Pavement Rehabilitation	CON	US 49E From SR12 at Tchula to Leflore CL	50,794.51	4,342,322.37
108203 / 302000	Pavement Rehabilitation	CON	SR 818 From US 49E to Railroad Tracks	274.50	59,503.11
108287 / 101000	State Projects	ENG	SR 12 over Big Black River (83.4)	69,593.40	140,222.82
108287 / 101100	Surface Transportation Progr	ENG	SR 12 over Big Black River (83.4)	9,679.85	98,516.35
108389 / 101000	State Projects	ENG	SR 17 over Gourdvine Creek Bridge Replacement (#36.0)	91,218.07	98,919.09
108389 / 101100	Surface Transportation Progr	ENG	SR 17 over Gourdvine Creek Bridge Replacement (#36.0)	7,860.00	56,483.00
109190 / 101000	State Projects	ENG	US 49E over Techeva Creek, BR # 213.2 _ Temporary Repair (phase 1)	7,690.48	7,690.48
109190 / 102000	State Projects	ENG	US 49E over Techeva Creek, BR # 213.2 _ Temporary Repair (phase 2)	7,040.03	7,040.03
109190 / 301000	State Projects	CON	US 49E over Techeva Creek, BR # 213.2 _ Temporary Repair	467,062.03	467,062.03

MS DEPARTMENT OF TRANSPORTATION  
Construction Proj Expenditures by County  
For Fiscal Year: 2023

Project #	Program	Project Type	Project Description	Fiscal Year Expenditures	Total Expenditures
<b>Holmes</b>					
109331 / 101000	State Projects	ENG	US 49E at Bee Lake from 0.7 miles south of Thornton-Tolarsville Road to 0.2 miles s	22,680.64	22,680.64
109331 / 301000	Surface Transportation Progr	CON	US 49E at Bee Lake from 0.7 miles south of Thornton-Tolarsville Road to 0.2 miles s	832,589.35	832,589.35
<b>County Total</b>				<b>6,456,863.18</b>	
<b>Humphreys</b>					
106109 / 102000	State Projects	ENG	SR 12 over Sunflower River (23.9)	14,426.60	80,932.38
106109 / 201000	Surface Transportation Progr	ROW	SR 12 over Sunflower River (23.9)	85,020.89	713,526.05
108839 / 301000	Safety	CON	US 49W from Belzoni to Isoa - Westbound Lanes - Edge line rumbles	47,186.90	1,669,835.55
108935 / 301000	State Projects	CON	US 49W From 5-Ln Section S of Belzoni To N of SR 12W	2,879,256.53	2,884,659.26
109169 / 799000	State Projects		City of Belzoni - Construction of new sidewalk along Highway 7 from the intersection	2,611.74	2,611.74
<b>County Total</b>				<b>3,028,502.66</b>	
<b>Issaquena</b>					
106110 / 102000	State Projects	ENG	SR 465 Bridge Replacement # 8.7	13,464.55	156,225.23
106110 / 102100	Surface Transportation Progr	ENG	SR 465 Bridge Replacement # 8.7	54,217.60	57,277.06
108262 / 701000	Emergency Relief	CON	Goose Lake Road from MS465 to Lower Water Bridge Road	191,831.92	743,556.79
109019 / 301000	State Projects	CON	MS 16 From BOSM At Grace To Sharkey CL	2,247,413.62	2,247,413.62
<b>County Total</b>				<b>2,506,927.69</b>	
<b>Itawamba</b>					
102076 / 101000	National Highway System(NI-	ENG	APD COR V FROM FAIRVIEW TO SR 23 ROW 102075/201	1,477.32	1,110,885.36
102076 / 301000	Surface Transportation Progr	CON	APD COR V FROM FAIRVIEW TO SR 23 - P. E. # IS 102076 and 100046. ROW 1C	17,781,153.36	93,719,288.56
102615 / 201000	Vision 21	ROW	SR 25 FROM THE MONROE CL/ ITAWAMBA CL NORTH I MILE PE 102000	-38,080.75	449,294.98
107781 / 102000	National Highway System(NI-	ENG	SR 25 from beginning of 4-lane South Fulton to just north of Country Club Road	114,643.32	416,826.20
107781 / 301000	Pavement Rehabilitation	CON	SR 25 Fr Monroe CL to EOSM Fulton	4,545,490.54	4,552,403.25
107781 / 302000	National Highway System(NI-	CON	SR 25/I-22 from beginning of 4-lane South Fulton to just north of Country Club Road	64,642.65	64,642.65
108144 / 101000	State Projects	ENG	I-22 From SR 25 North (Belmont) to Alabama SL	2,293.21	2,293.21
108842 / 799000	State Projects		Itawamba Community College - Sidewalk Construction to connect the ICC College to	7,135.10	12,753.98
108851 / 101000	State Projects	ENG	SR 363 over Mantachie Creek (11.4)	19,913.13	83,200.46
109071 / 101000	State Projects	ENG	SR 178 replace 5 Bridges (105.0, 104.8, 105.2, 105.7 & 105.4)	79,241.47	85,330.43

MS DEPARTMENT OF TRANSPORTATION  
Construction Proj Expenditures by County  
For Fiscal Year: 2023

Requester: MATWOOD  
Report ID: DR000151

Page 22 of 58  
11/03/2023 11:02:43 am

Project #	Program	Project Type	Project Description	Fiscal Year Expenditures	Total Expenditures
<b>Itawamba</b>					
109071 / 101100	Surface Transportation Progr	ENG	SR 178 replace 5 Bridges (105.0, 104.8, 105.2, 105.7 & 105.4)	89,260.88	89,260.88
<b>County Total</b>					
<b>Jackson</b>					
103060 / 103000	Surface Transportation Progr	ENG	SR 57 FROM I-10 TO VANCLEAVE	296,105.05	705,665.24
103060 / 201000	Vision 21	ROW	SR 57 FROM I-10 TO HUMPHREY ROAD [Earmark]	18,753.25	22,213,097.89
103060 / 202000	Vision 21	ROW	SR 57 FROM HUMPHREY ROAD TO VANCLEAVE (V-90)	996.06	15,307,826.83
103060 / 203000	Vision 21	ROW	SR 57 FROM I-10 TO VANCLEAVE - Relocation of Utilities	2,807,743.35	19,659,775.51
103060 / 301000	Surface Transportation Progr	CON	SR 57 from I-10 to Vancleave	5,731,571.07	5,731,571.07
103060 / 301100	Regular-ERBR 2	CON	SR 57 from I-10 to Vancleave	5,770,517.67	5,770,517.67
105069 / 799000	State Projects		City of Gautier - Widen and Improve Martin Bluff Road.	5,394.74	141,603.33
105069 / 801000	Special Projects(Demo)	CON	City of Gautier - Reconstruction of Martin Bluff Road from Gautier-Vancleave Road to	731,424.24	1,383,931.72
106325 / 2000	Surface Transportation Progr	ENG	US 90 Superstreet (between Hwy 609 and Dolphin Drive) - Study	72,798.73	72,798.73
106325 / 101000	National Highway System(NH)	ENG	US 90 from SR 609 to Dolphin Drive	149,553.67	3,057,862.49
106375 / 799000	State Projects		City of Ocean Spring - Government Street, improved sidewalks and pedestrian bridge	5,394.81	36,841.53
106375 / 799200	State Projects		City of Ocean Spring - Government Street, improved sidewalks and pedestrian bridge	80.28	80.28
106448 / 702000	Urban	CON	City of Pascagoula - Hospital Road Improvements - Phase II	53,448.50	1,202,927.22
106448 / 702100	Special Projects(Demo)	CON	City of Pascagoula - Hospital Road Phase II RR Construction	16,999.15	25,911.53
106448 / 712100	Urban	ENG	City of Pascagoula - Hospital Road Phase II RR	1,244.79	12,447.89
106744 / 799100	State Projects		Gulf Regional Planning Commission- MPO Safety Projects Various Routes in Jacksc	2,535.79	4,383.08
106778 / 301000	Safety	CON	US 90 from Pascagoula Street to Chevron Drive	2,840.43	13,043,108.99
106888 / 799000	State Projects		Jackson County BOS - HWY 609 at Old Fort Bayou Road intersection improvements	3,198.06	11,729.92
107064 / 799000	State Projects		Jackson County Board of Supervisors - Bridge Replacement on Graveline Road	12,689.57	18,614.44
107213 / 101000	National Highway System(NH)	ENG	I-10 from SR 57 to the Alabama state line	241,134.57	1,997,368.61
107506 / 104000	Bridge	ENG	SR 609 over Old Fort Bayou Bridge Inspection 2022-2023 [Bridge # 0.2/3100609030	345,289.62	346,836.02
107662 / 301000	Pavement Rehabilitation	CON	SR 63 From 7.167 Miles South of the George County Line to the George County Lin	4,793,622.37	4,800,455.51
107705 / 301000	Bridge	CON	SR 609 rehab of the Fort Bayou Bridge [Bridge # 0.2] [Structure #31006090300002	2,338,093.45	23,999,630.25
107869 / 101000	State Projects	ENG	SR 63 over Escatawpa River.(1.4)	2,512.80	6,713.39
107869 / 101100	Surface Transportation Progr	ENG	SR 63 over Escatawpa River.(1.4)	176,625.41	328,376.10
108009 / 701000	Surface Transportation Progr	CON	City of Gautier - Martin Bluff Road Sidewalk Improvements	312.58	475,933.87
108043 / 302000	National Highway System(NH)	CON	I-10 over Pascagoula River (65.4B)	1,139.37	592,513.24
108084 / 799000	State Projects		City of Ocean Springs - Ocean Springs Road Reconstruction from Hwy 90 to Culeok	11,626.97	11,626.97
108085 / 799000	State Projects		City of Ocean Springs - East Beach Drive Multiuse pathway from Holcomb Boulevar	252.75	6,228.82

MS DEPARTMENT OF TRANSPORTATION  
Construction Proj Expenditures by County  
For Fiscal Year: 2023

Project #	Program	Project Type	Project Description	Fiscal Year Expenditures	Total Expenditures
*****					
<b>Jackson</b>					
108090 / 101000	State Projects	ENG	I-10 From SR 57 to Pascagoula Rvr Bridge	58.78	17,694.54
108238 / 301000	Pavement Rehabilitation	CON	SR 614 From SR 63 4.6 Miles East to SR 613	8,381.51	8,381.51
108278 / 301000	State Projects	CON	US 90 From SR 57 E 6.699 Mi to West Pascagoula River Bridge	4,679,255.04	6,170,683.15
108286 / 101000	State Projects	ENG	SR 617 (Litton Access) over CSX Railroad (0.9)	2,494.46	40,603.21
108286 / 301000	Surface Transportation Progr	CON	SR 617 (Litton Access) over CSX Railroad (0.9)	244,770.64	3,498,816.10
108286 / 302000	Surface Transportation Progr	CON	SR 617 (Litton Access) over CSX Railroad (0.9) (RR CE&I)	10,191.15	10,575.88
108443 / 711000	Surface Transportation Progr		Moss Point Interstate Commerce Area Study	19,212.83	79,795.12
108445 / 711000	Surface Transportation Progr	ENG	City of Ocean Springs - Study of S. Ocean Springs Road and Steelman Lane	1,895.60	46,880.86
108446 / 711000	Surface Transportation Progr	ENG	City of Ocean Springs - Downtown Ocean Springs Traffic/Travel/Parking Study	12,187.31	31,449.23
108471 / 701000	Surface Transportation Progr	CON	City of Pascagoula - Intersection Improvements on Market Street from US90 to Ingal	5,095.60	478,803.41
108471 / 799000	State Projects		City of Pascagoula - Intersection Improvements on Market Street from US90 to Ingal	95.37	6,572.57
108514 / 711000	Surface Transportation Progr	ENG	Jackson County BOS - Highway 609 Gateway and Traffic Study	19,608.30	111,905.24
108620 / 306300	Surface Transportation Progr	CON	I-10 (bridge #65.4B) Bridge Preventative Maintenance	12,410.70	55,644.51
108640 / 711000	Surface Transportation Progr	ENG	City of Gautier - Railroad Crossing Overpass Study	4,878.83	57,199.78
108675 / 302000	State Projects	CON	US 90 Jackson Co Bridge Lighting - 2	153,394.38	648,714.41
108777 / 306000	Surface Transportation Progr	CON	I-10 - (22 Bridges) - Bridge Preventative Maintenance - CON - Jackson County	681,878.23	681,878.23
108892 / 799000	State Projects		Jackson County BOS - Construction of Turn Lanes on Saracennia Road into Helena	1,473.18	1,997.97
109065 / 799000	State Projects		Jackson County BOS - House Bill 1413 Awarded Project - Roy Cumbest Bridge Rep	18,207.59	23,561.18
109123 / 799000	State Projects		Jackson County Board of Supervisors - Lemoyne Boulevard Sidewalk Improvements	7,820.84	8,150.25
109171 / 101000	Surface Transportation Progr	ENG	I-10 Jackson County Welcome Center	95,039.36	95,039.36
109329 / 799000	State Projects		City of Ocean Springs - Riley Road Improvements	375.31	375.31
109330 / 799000	State Projects		GRPC - I10 Planning and Environmental Studies and PE for I-10 Interchange Modificæ	190.30	190.30
<b>County Total</b>				<b>29,572,814.41</b>	
*****					
<b>Jasper</b>					
108226 / 301000	Pavement Rehabilitation	CON	SR 15 From SR 18 North 20.1 Mi to Newton CL	-9,253.22	8,684,861.31
108277 / 301000	Pavement Rehabilitation	CON	SR 528 From SR 15 Bay Springs To W End of Tallahala Creek Bridge	305.55	305.55
108661 / 301000	State Projects	CON	SR 503 From Hwy 528 to Newton CL	5,038,101.99	5,698,857.16
108923 / 301000	State Projects	CON	US 11 from Jones CL to the Clarke CL	4,629,814.84	4,629,814.84
109158 / 799000	State Projects		City of Bay Springs - Sidewalk construction along Highway 15	2,508.59	2,771.40
109352 / 101000	State Projects	ENG	SR 528 over Tallahala Creek (#11.0)	12,482.45	12,482.45
<b>County Total</b>				<b>9,673,960.20</b>	

MS DEPARTMENT OF TRANSPORTATION  
 Construction Proj Expenditures by County  
 For Fiscal Year: 2023

Requester: MATWOOD  
 Report ID: DR000151

Page 24 of 58  
 11/03/2023 11:02:43 am

Project #	Program	Project Type	Project Description	Fiscal Year Expenditures	Total Expenditures
<b>Jefferson</b>					
107036 / 101000	State Projects	ENG	SR 28 two bridge replacements over Abandoned RR [Bridge #2.4], over Boles Creek	112,709.23	597,734.28
107036 / 101100	Surface Transportation Progr	ENG	SR 28 two bridge replacements over Abandoned RR [Bridge #2.4], over Boles Creek	15,660.86	38,093.54
108425 / 301000	Safety	CON	US 61 @ MS 553 J-Turn	1,426,812.89	2,916,303.68
<b>County Total</b>				<b>1,555,182.98</b>	
<b>Jefferson_Davis</b>					
106117 / 101000	State Projects	ENG	SR 184 Bridge Replacement # 103.1	52,371.30	634,342.15
106117 / 201000	Surface Transportation Progr	ROW	SR 184 Bridge Replacement # 103.1	10,928.82	26,827.32
108368 / 101000	State Projects	ENG	US 84 from Lawrence CL East 8 Miles to BR16171/BR16170	18,648.42	22,400.42
108632 / 302000	Pavement Rehabilitation	CON	SR 35 From Marion CL to SR 42	1,507,804.80	1,507,804.80
108663 / 301000	State Projects	CON	SR 42 From JCT 184 East to JCT SR 35	11,077.89	1,864,343.94
108716 / 101000	State Projects	ENG	US 84 From Prentiss Bypass to Covington CL	23,340.65	23,340.65
108897 / 302000	State Projects	CON	SR 35 from SR 42 to Covington County Line	2,437,960.25	2,437,960.25
<b>County Total</b>				<b>4,062,132.13</b>	
<b>Jones</b>					
106639 / 799000	State Projects		City of Laurel-Gateway Beacon Street Corridor Improvements	3,738.47	50,593.15
106639 / 801000	Special Projects(Demo)	CON	City of Laurel - Beacon Street Corridor Improvements	390,817.22	2,719,681.19
107371 / 701000	Surface Transportation Progr	CON	City of Laurel - Central Avenue at 5th Avenue Roundabout	257,668.93	854,196.08
107371 / 799000	State Projects		City of Laurel - 5th Avenue and Central Avenue Roundabout - realign and redesign r	3,330.97	18,759.26
107579 / 302000	Pavement Rehabilitation	CON	I-59 From Forrest CL to 0.3 Mi S of Moselle	18,899,309.17	24,134,238.54
108633 / 101000	Safety	ENG	MS 15 from Audubon Dr to I-59 - Raised median in replacement of Two-Way-Left-Tu	231,616.45	724,725.48
108803 / 799000	State Projects		City of Laurel - Spec Wilson Boulevard Pedestrian Improvements	6,518.34	13,349.70
108831 / 701000	Surface Transportation Progr	CON	Jones County Junior College - Soccer Facility Pathway	459,774.68	459,774.68
108831 / 799000	State Projects		Jones County Junior College - Soccer Facility Pathway	2,760.32	9,047.77
108924 / 301000	State Projects	CON	SR 29 from West ROW Limits of I-59 in Ellisville to the Jct. of SR 28 in Soso	4,853,821.99	4,853,821.99
108925 / 301000	State Projects	CON	Intersection of SR 15 and US 84 in Laurel & I-59 Ramps at Exit 96A, Exit 96 B (Coo	852,174.33	852,475.87
108936 / 301000	Pavement Rehabilitation	CON	US 84 from the beginning of state maintenance in Laurel, east 5.57 miles to Bogue t	2,782,260.05	2,782,260.05
109299 / 101000	State Projects	ENG	13th Avenue over I-59 (Bridge #93.9)	32,551.91	32,551.91
<b>County Total</b>				<b>28,776,342.83</b>	

MS DEPARTMENT OF TRANSPORTATION  
Construction Proj Expenditures by County  
For Fiscal Year: 2023

Project #	Program	Project Type	Project Description	Fiscal Year Expenditures	Total Expenditures
*****	Kemper	*****			
100573 / 101000	State Projects	ENG	SR 397 between SR 16 & Winston CL @ Ditch Creek (Bridge #s 13.4 & 13.9)	29,645.93	878,583.61
100573 / 101100	Surface Transportation Progr	ENG	SR 397 between SR 16 & Winston CL @ Ditch Creek (Bridge #s 13.4 & 13.9)	7,159.33	116,128.47
100573 / 201000	State Projects	ROW	SR 397 between SR 16 & Winston CL @ Ditch Creek (Bridge #s 13.4 & 13.9)	4,587.86	257,239.17
100573 / 201500	Surface Transportation Progr	ROW	SR 397 between SR 16 & Winston CL @ Ditch Creek (Bridge #s 13.4 & 13.9)	200,173.25	200,741.45
107227 / 106000	Safety	ENG	Upgrade Railroad Crossings - George McDade near Electric Mills/Porterville DOT# :	-607.55	7,700.23
107227 / 306000	Safety	CON	Upgrade Railroad Crossings - George McDade near Electric Mills/Porterville DOT# :	607.55	143,099.25
107253 / 305300	Safety	CON	MS 397 at County Line Road ICWS - MDOT force account work	6,254.15	35,391.05
108341 / 301000	Safety	CON	Upgrade RR - Tamola in Lauderdale (KCS) DOT # 303 894D	1,378.55	126,585.96
108343 / 301000	Safety	CON	Upgrade RR - SR 498 in Porterville (KCS) DOT # 303 900E	54,333.97	249,173.81
108577 / 301000	State Projects	CON	SR 21 From Neshoba CL To SR 397 - 306933-301	22,299.56	1,850,020.95
108777 / 305000	Surface Transportation Progr	CON	US 45 over Porterville Road/KCS Railroad (103.8A & 103.8B) - Bridge Preventative M	132,485.28	132,485.28
108820 / 799000	State Projects		EMCC - Scooba Campus Sidewalk Improvements	6,213.64	10,380.17
108846 / 101000	State Projects	ENG	SR 39 over Strait Creek (34.7)	4,615.21	56,107.89
108846 / 301000	Surface Transportation Progr	CON	SR 39 over Strait Creek (34.7)	603,733.93	604,883.64
108852 / 101000	State Projects	ENG	SR 39 over Sucarnochee River & Straight Creek (31.0 & 34.7)	11,708.04	104,941.16
108998 / 301000	State Projects	CON	SR 16 From Sport Watkins Rd To SR 39	1,138,813.40	2,072,925.68
108998 / 302000	State Projects	CON	SR 39 Fr SR16 To Pvmnt Change N of SR16	211,091.43	811,040.08
<b>County Total</b>				<b>2,434,493.53</b>	
*****	Lafayette	*****			
102168 / 101000	Vision 21	ENG	SR7 BTW SR9 & 2 MI NORTH OF SR6 W/ INTCH	19,962.00	5,818,544.36
102168 / 101100	Surface Transportation Progr	ENG	SR 7 from CR 370 to 0.4 miles S of SR 6	145,527.65	145,527.65
102168 / 101110	State Projects	ENG	SR 7 from CR 370 to 0.4 miles S of SR 6	167,241.96	167,241.96
102168 / 105000	State Projects	ENG	SR 7 @ SR 9W	1,890.49	296,761.15
102168 / 202000	Vision 21	ROW	SR 7, from CR 414 to 0.4 miles south of SR6 excluding Station numbers 1383+50 th	361.41	13,968,702.70
102168 / 204000	Vision 21	ROW	SR 7, from 1.5 miles south of SR 9W to 0.4 miles south of SR6 excluding Station nu	120,037.66	128,551.65
102168 / 305000	Safety	CON	SR 7 @ SR 9W	4,026.12	2,155,704.36
102168 / 305200	Safety	CON	SR 7 @ SR 9W - Lighting	90,572.97	90,572.97
102168 / 306000	National Highway System(NH	CON	SR 7 @ South Lamar	2,863.74	3,097,892.51
106610 / 702000	Surface Transportation Progr	CON	City of Oxford - East Jackson Avenue Sidewalks - from North 15th Street to Bramlett	4,489.74	456,125.00
107834 / 101000	State Projects	ENG	SR 7/ University Ave. interchange in Oxford	11,329.54	292,547.06
107834 / 799000	State Projects		City of Oxford - SR 7/ University Ave. interchange in Oxford	10,440.11	15,537.68
107974 / 701000	Surface Transportation Progr	CON	City of Oxford - Bramlett Street Sidewalk Improvements from University Avenue to ,	64,796.66	167,100.00

Project #	Program	Project Type	Project Description	Fiscal Year Expenditures	Total Expenditures
<b>Lafayette</b>					
108516 / 301000	Surface Transportation Progr	CON	SR 315 Over Yocona River (Bridge # 60.7)	105,302.66	867,697.16
108797 / 799000	State Projects		City of Oxford - Pedestrian Signal Improvements on West Jackson Street	4,273.40	10,983.98
108798 / 799000	State Projects		City of Oxford - Thacker Road Sidewalks Construction from the north entrance of Ga	4,149.21	6,493.94
108945 / 301000	State Projects	CON	SR 334 from University Avenue to 1.04 miles E/O CR 418	4,957,043.74	4,957,043.74
109103 / 101000	State Projects	ENG	SR 315 Bridge Replacement (#60.7)	838.94	838.94
109378 / 101000	State Projects	ENG	US 278 at CR 217/405	594.00	594.00
<b>County Total</b>				<b>5,715,742.00</b>	
<b>Lamar</b>					
107040 / 799000	State Projects		Lamar County BOS - Old Highway 11 - is to widen, overlay and add a center turn lan	7,665.24	53,416.53
107069 / 301000	Pavement Rehabilitation	CON	I-59 from Pearl River CL to Pearl River CL	898,731.23	1,044,938.25
107825 / 302000	Pavement Rehabilitation	CON	I-59 From Forrest/Lamar CL to Lamar/Forrest CL	66,465.21	8,481,111.15
107856 / 799000	State Projects		Lamar County BOS - Intersection Improvements on Weathersby Road at Oak Grove	9,483.61	29,060.10
107969 / 799000	State Projects		Town of Sumrall - Sidewalk Improvements along Main Street from Highway 42 to Ne	2,830.36	8,163.58
108227 / 301000	Pavement Rehabilitation	CON	SR 589 from US 11 to 1.6 miles North of Old Hwy 11	1,630,527.98	1,714,456.28
108426 / 301000	Safety	CON	MS 13 from the Marion County Line to Lumberton - Re-striping, Re-striping, Selectiv	17.02	1,130,433.84
108926 / 301000	State Projects	CON	SR 13 from the Pearl River County Line to the End of Divided Section in Lumberton	1,959,193.83	1,959,193.83
109411 / 799000	State Projects		Lamar County BOS - Construction of multi-use pathway at the Old Highway 11 Rectr	712.62	712.62
<b>County Total</b>				<b>4,575,627.10</b>	
<b>Lauderdale</b>					
100589 / 104000	State Projects	ENG	SR 493 Bridge Replacement [Bridge #s 6.2 & 6.4]	6,097.94	803,665.34
100589 / 204000	Surface Transportation Progr	ROW	SR 493 Bridge Replacement [Bridge #s 6.2 & 6.4]	-3,652.00	36,488.13
100589 / 304000	Bridge	CON	SR 493 [Bridge #s 6.2 & 6.4]	4,551,854.56	5,158,346.78
102375 / 201000	Vision 21	ROW	SR 895 (Tom Bailey Lake) north of US 80 @ BR # 0.7, 0.9	54.35	107,208.10
102375 / 201500	State Projects	ROW	SR 895 (Tom Bailey Lake) north of US 80 @ BR # 0.7, 0.9	208,622.74	221,351.94
102375 / 301000	Surface Transportation Progr	CON	SR 895 (Tom Bailey Lake) North of US 80 [Bridge #s 0.7 & 0.9]	11,207.23	2,614,548.19
102401 / 101000	State Projects	ENG	US 80 BT CHUNKY & MEEHAN (3 BR	224,309.83	794,278.79
102401 / 201000	Vision 21	ROW	US 80 BTW CHUNKY & MEEHAN (3 BR - 123.1, 123.3, 123.5)	98,797.19	98,797.19
107016 / 701000	Surface Transportation Progr	CON	Lauderdale County BOS - Sowashee Creek Walking Trail - Construction of Sowashee	112.91	299,129.61
107016 / 799000	State Projects		Lauderdale County BOS - Multi-Use Trail - construct a multi-purpose trail along the n	3,723.89	19,080.45
107796 / 311000	Safety	CON	2018 Upgrade Railroad Crossings - Russell Topton near Meridian- KCS RR - DOT# :	8,889.12	176,389.85

MS DEPARTMENT OF TRANSPORTATION  
Construction Proj Expenditures by County  
For Fiscal Year: 2023

Project #	Program	Project Type	Project Description	Fiscal Year Expenditures	Total Expenditures
*****	Lauderdale	*****			
107861 / 301000	Bridge	CON	US 80 over Cow Creek(126.2)	386.08	1,909,581.33
108000 / 301000	Surface Transportation Progr	CON	SR 145 2.3 miles north of the Clarke County Line	457,364.21	457,463.84
108008 / 701000	Surface Transportation Progr	CON	City of Meridian - Sela Ward Parkway Bicycle and Pedestrian Improvements on 22nd	851,451.83	1,700,894.03
108008 / 799000	State Projects	CON	City of Meridian - 22nd Avenue Bicycle and Pedestrian Improvements	6,513.63	29,079.41
108122 / 701000	Safety	CON	Lauderdale County BOS - Traffic Safety Projects at multiple locations throughout the	764,266.75	764,266.75
108122 / 711000	Safety	ENG	Lauderdale County BOS - Traffic Safety	72,519.06	74,251.55
108158 / 101000	State Projects	ENG	I-59 from SR 11 to Alabama SL	2,180.80	230,364.49
108158 / 101100	National Highway System(NH)	ENG	I-59 from SR 11 to Alabama SL	1,942.06	310,000.94
108158 / 301000	National Highway System(NH)	CON	I-59 from SR 11 to Alabama SL	16,562,767.42	24,478,042.46
108176 / 101000	State Projects	ENG	SR 19 From 0.5 Miles North of North Hills Street to 0.2 Miles North of SR 494	15,860.96	48,232.89
108176 / 301000	Pavement Rehabilitation	CON	SR 19 From 0.5 Miles North of North Hills Street to 0.2 Miles North of SR 494	673.06	673.06
108344 / 301000	Safety	CON	Upgrade RR - Seth Cobb in Lauderdale (KCS) DOT # 303 893W	1,437.56	127,825.41
108350 / 301000	Safety	CON	Upgrade RR - Henry Wedgeworth in Lauderdale (KCS) DOT # 303 892P	1,616.37	147,639.38
108605 / 301000	Pavement Rehabilitation	CON	SR 19 From I-59 To North Hills Street	440,836.68	4,335,055.37
108689 / 301000	Pavement Rehabilitation	CON	US 45 from SR 19 to Cotton Gin Road	2,537,215.46	9,337,464.45
108777 / 305100	Surface Transportation Progr	CON	I-59 over Toomsba Creek - (164.6B) - Bridge Preventative Maintenance 2022 - D:	59,485.70	59,485.70
108882 / 101000	Safety	ENG	MS 39 from Dale Drive to North Hills Street	130,347.92	349,706.44
108882 / 301000	Safety	CON	MS 39 from Dale Drive to North Hills Street - Directional Median	710,065.04	710,065.04
109144 / 102000	Surface Transportation Progr	ENG	Bridge Inspection - Lauderdale County - 2 Bridges - 11000200381315B - 110005903:	4,806.93	5,142.72
109162 / 799000	State Projects	CON	City of Meridian - 24th Street Pedestrian Improvements from 23rd Avenue to 16th Av	10,022.98	11,867.07
109163 / 799000	State Projects	CON	Meridian Community College - Campus Pedestrian Improvements	3,358.75	5,936.59
109198 / 101000	State Projects	ENG	I-20/I-59 Sign Truss Replacement - link to MRP 308216-301000	59.93	59.93
109198 / 301000	National Highway System(NH)	CON	I-20/I-59 Sign Truss Replacement - link to MRP 308216-301000	538.48	538.48
109335 / 101000	2022 Capacity	ENG	US 11/US 80 from Jimmy Rodgers Parkway to Russell - includes bridge and box brc	49.77	49.77
109421 / 101000	State Projects	ENG	I-20 E 8.4 miles E of Newton County Line	12,302.89	12,302.89
<b>County Total</b>				<b>27,758,088.08</b>	
*****	Lawrence	*****			
107943 / 301000	Pavement Rehabilitation	CON	US 84 Monticello ByPass	165,252.48	3,728,741.91
109272 / 301000	State Projects	CON	SR 43 from CR 43A to SR 184 (8.13 - 12.0)	4,175.97	4,175.97
109274 / 101000	State Projects	ENG	MS 27 at West Thomas E Jolly Drive	49,167.85	49,167.85

MS DEPARTMENT OF TRANSPORTATION  
 Construction Proj Expenditures by County  
 For Fiscal Year: 2023

Requester: MATWOOD  
 Report ID: DR000151

Page 28 of 58  
 11/03/2023 11:02:43 am

Project #	Program	Project Type	Project Description	Fiscal Year Expenditures	Total Expenditures
*****	Lawrence	*****			
109274 / 101100	Safety	ENG	MS 27 at West Thomas E Jolly Drive	92,388.07	92,388.07
<b>County Total</b>				<b>310,984.37</b>	
*****	Leake	*****			
102372 / 102000	State Projects	ENG	SR 427 BTW SR 488 AND SR 16 (4.4)	164,019.02	692,838.00
102403 / 301000	Bridge	CON	SR 487 from Tuscola to SR 35 [Bridge #s 6.7, 7.1 & 7.6]	3,538,539.45	9,134,765.40
107999 / 101100	Surface Transportation Progr	ENG	SR 25 northbound 0.3 miles north of SR 429	465.94	26,399.24
107999 / 301000	Surface Transportation Progr	CON	SR 25 northbound 0.3 miles north of SR 429	247,630.81	247,630.81
108477 / 101000	Emergency Relief	ENG	SR 25 NB just N of Mars Hill Road at Marydell along mainline outside backslope	123.90	38,618.02
108477 / 301000	Emergency Relief	CON	SR 25 NB just N of Mars Hill Road at Marydell along mainline outside backslope	153,735.31	153,735.31
108480 / 101000	Emergency Relief	ENG	SR 25 NB 0.2 miles N of SR 429 along mainline outside backslope	92.66	28,869.75
108480 / 301000	Emergency Relief	CON	SR 25 NB 0.2 miles N of SR 429 along mainline outside backslope	135,629.26	135,629.26
109133 / 799000	State Projects	CON	City of Carthage - HB1413 - Main Street Paving Project	3,281.87	5,014.19
109294 / 301000	Emergency Relief	CON	SR 35 approx. 800 feet north of True Light Rd	20,461.96	20,461.96
<b>County Total</b>				<b>4,263,980.18</b>	
*****	Lee	*****			
102426 / 101000	Vision 21	ENG	SR 245 REPL 3 BR BTW CHICKASAW CL & S and repair 203.9	4,408.00	1,418,428.35
102426 / 202000	Vision 21	ROW	SR 245 Replace 2 Bridges (#s 203.5 and 204.1)	111.43	137,575.39
102426 / 302000	Bridge	CON	SR 245 [Bridge #s 203.5 & 204.1]	3,896,265.89	5,938,959.39
102426 / 302100	Bridge	CON	SR 245 [Bridge #s 203.9]	88,429.15	106,509.86
107362 / 701000	Surface Transportation Progr	CON	City of Tupelo - Sidewalk Connectivity at existing railroad crossings at N. Park Street	214,365.46	214,365.46
107362 / 702200	Surface Transportation Progr	CON	City of Tupelo - S Spring St - DOT # 667 350L BNSF Surface CON	133.03	10,007.86
107362 / 703200	Surface Transportation Progr	CON	City of Tupelo - N. Park St. - DOT # 667 346W BNSF Surface - CON	3,683.84	7,387.77
107362 / 799000	State Projects	CON	City of Tupelo - Sidewalk Connectivity at existing railroad crossings along South Spr	9,298.26	65,411.24
107427 / 304000	Safety	CON	Upgrade Railroad Crossings - Westmoreland near Tupelo DOT # 304 046F [KCS]	-295.36	179,580.47
107680 / 301000	Pavement Rehabilitation	CON	US 45 FM N Brewer Rd Bdg To Euclatuba Rd	74,572.59	16,232,093.13
107796 / 312000	Safety	CON	2018 Upgrade Railroad Crossings - Broad near Shannon- KCS RR - DOT# 304 022	4,063.57	182,034.45
107927 / 305000	Safety	CON	2019 Upgrade Railroad Crossings - BNSF/Lumpkin	47,613.57	269,417.38
107927 / 307000	Safety	CON	2019 Upgrade Railroad Crossings - BNSF/Park	175,163.19	379,913.06
107927 / 309000	Safety	CON	2019 Upgrade Railroad Crossings - BNSF/Blair	82,063.42	278,249.75
107927 / 310000	Safety	CON	2019 Upgrade Railroad Crossings - BNSF/Jefferson	114,170.65	300,582.31

MS DEPARTMENT OF TRANSPORTATION  
Construction Proj Expenditures by County  
For Fiscal Year: 2023

Project #	Program	Project Type	Project Description	Fiscal Year Expenditures	Total Expenditures
***** Lee					
107927 / 311000	Safety	CON	2019 Upgrade Railroad Crossings - BNSF/South Spring	123,369.77	450,646.76
108096 / 201000	Emergency Relief	ROW	SR 178 in Mooreville, outside backslope on South side of SR 178 near Mooreville jct	424.69	121,528.39
108141 / 101000	State Projects	ENG	I-22 From Pontotoc CL to Belden Exit @ SR 178	6,381.72	6,381.72
108193 / 101000	State Projects	ENG	US 45 From Euclatubba Rd To Prentiss CL	2,301.79	38,641.44
108193 / 301000	Pavement Rehabilitation	CON	US 45 From Euclatubba Rd To Prentiss CL	151,478.60	6,991,240.63
108193 / 302000	Pavement Rehabilitation	CON	US 45 From Euclatubba Rd To Prentiss CL Turn Lane Construction and Intersection I	10,986.72	470,814.95
108197 / 301000	State Projects	CON	SR 178 Fm Belden To Begin Concrete Section	3,767,740.68	3,767,740.68
108296 / 301000	Safety	CON	Upgrade RR - Elizabeth in Tupelo DOT # 667 354N (BNSF)	10.00	160,830.51
108342 / 301000	Safety	CON	Upgrade RR - Barnes Crossing in Tupelo (KCS) DOT # 304 063W	100,053.64	234,503.11
108627 / 301000	Safety	CON	Upgrade RR - Co Road 506 - Shannon - (KCS 304 020D)	124,193.34	131,169.28
108628 / 301000	Safety	CON	Upgrade RR - Carr Vista - Verona - (KCS - 304 039V)	7,944.87	129,132.99
108629 / 301000	Safety	CON	Upgrade RR - SR 348 - Guntown - KCS - (KCS 304 077E)	4,436.85	120,447.31
108860 / 101000	State Projects	ENG	SR 145 from Natchez Trace to approximately 1000 feet North of Birmingham Ridge I	478.57	36,563.81
108860 / 102000	State Projects	ENG	SR 145 from 500 feet South of Industrial Park Road to 500 feet North of Bauhaus Dr	842.15	35,567.44
108860 / 102100	Safety	ENG	SR 145 from 500 feet South of Industrial Park Road to 500 feet North of Bauhaus Dr	69,573.38	113,150.18
108860 / 301000	Surface Transportation Progr	CON	SR 145 from Natchez Trace to approximately 1000 feet North of Birmingham Ridge I	576,531.96	1,370,365.14
109072 / 101000	State Projects	ENG	SR 178 bridge replacement (#92.6 & 92.3)	53,511.55	55,630.74
109072 / 101100	National Highway System(NH)	ENG	SR 178 bridge replacement (#92.6 & 92.3)	20,686.00	20,686.00
109074 / 101000	State Projects	ENG	SR 145 Bridge Replacement (#210.8)	51,415.11	54,657.53
109074 / 101100	Surface Transportation Progr	ENG	SR 145 Bridge Replacement (#210.8)	46,962.65	46,962.65
109149 / 799000	State Projects		City of Tupelo - WARD 4 - Construction of Sidewalks along North Gloster Street to B	1,815.93	2,143.88
109150 / 799000	State Projects		City of Tupelo - WARD 7 - Construction of Sidewalk along South Green Street parall	1,367.98	1,784.01
<b>County Total</b>				<b>9,836,554.64</b>	
***** Leflore					
106101 / 101000	Bridge	ENG	SR 442 Bridge Replacement - 5 bridges	6,122.57	1,531,144.86
106101 / 101100	Surface Transportation Progr	ENG	SR 442 Bridge Replacement - 5 bridges	3,715.33	98,332.19
106101 / 201000	Vision 21	ROW	SR 442 Bridge Replacement - 5 bridges [Bridge #s 22.1, 22.5, 24.4, 25.3 & 27.7]	1,027.58	116,456.85
106101 / 201500	Surface Transportation Progr	ROW	SR 442 Bridge Replacement - 5 bridges [Bridge #s 22.1, 22.5, 24.4, 25.3 & 27.7]	30,597.93	507,353.05
106101 / 301000	Surface Transportation Progr	CON	SR 442 [Bridge #s 22.1, 22.5, 24.4, 25.3 & 27.7]	3,879,507.51	3,879,507.51
107360 / 701000	Surface Transportation Progr	CON	City of Greenwood - Fulton Street Streetscape Improvements - from Johnson Street	1,982.14	750,000.00

Project #	Program	Project Type	Project Description	Fiscal Year Expenditures	Total Expenditures
<b>Leflore</b>					
108861 / 799000	State Projects	CON	City of Greenwood - Fulton Street Pedestrian Improvements - Phase II	2,582.65	5,417.44
<b>County Total</b>				<b>3,925,535.71</b>	
<b>Lincoln</b>					
107619 / 301000	Pavement Rehabilitation	CON	US 51 From JCT US 84 North To Copiah CL	16,399.17	5,067,706.43
108131 / 701000	Special Projects(Demo)	CON	Mt. Olive Road over Jordan Creek - SA4300000000128	236,437.38	1,265,563.12
108131 / 799001	State Projects	CON	Mt. Olive Road over Jordan Creek - SA4300000000128	6,641.60	34,782.09
108593 / 301000	Pavement Rehabilitation	CON	I-55 Lincoln Co Rehab Bridge End Slabs Various Locations	1,777,225.78	2,847,540.99
108667 / 301000	State Projects	CON	SR 583 From Topisaw Dr to US 84	15,709.83	1,660,124.46
108667 / 301100	Safety	CON	SR 583 From Topisaw Dr to US 84	19,683.20	824,682.23
108715 / 301000	State Projects	CON	SR 184 From US 84 W to US 51 and BSM to US 84 W	2,585,872.19	2,593,074.08
108715 / 302000	State Projects	CON	SR 550 From US 51 to ESM Brookhaven	28,824.89	30,122.53
108715 / 303000	State Projects	CON	SR 583 From US 84 to End of State Maintenance	346,118.11	349,833.78
109110 / 799000	State Projects	CON	Lincoln County BOS - Auburn Road between Randolph and Gum Grove Roads	10,353.15	15,722.22
109111 / 799000	State Projects	CON	Lincoln County BOS - Begin 1.2 miles north of the Brookhaven Lincoln County airpor	10,348.50	13,081.82
109120 / 101000	Safety	ENG	I-55 at Brookway Blvd Interchange	174,915.68	251,639.89
<b>County Total</b>				<b>5,228,529.48</b>	
<b>Lowndes</b>					
107559 / 313000	Safety	CON	2017 Upgrade Railroad Crossings - N 4th Avenue near Columbus- BNSF - DOT# 66-	52,592.20	260,532.36
107678 / 301000	Pavement Rehabilitation	CON	US 45 From BOSM To 0.3 Mi N Of Gatlin Rd 5-Lane Columbus	7,535,826.89	7,535,826.89
108301 / 301000	Safety	CON	Upgrade RR - Jess Loyns in Columbus (BNSF) DOT# 664 912U	183.53	170,794.71
108304 / 301000	Safety	CON	Upgrade RR - Bell in Columbus (BNSF) DOT# 664 927J	71.59	191,974.37
108305 / 301000	Safety	CON	Upgrade RR - Ridge (West Xing) in Kolola (BNSF) DOT# 664 906R	13,503.29	248,823.36
108345 / 301000	Safety	CON	Upgrade RR - Firetower in Crawford (KCS) DOT # 303 942R	40,577.48	167,326.27
108459 / 101000	State Projects	ENG	MS 12 from MS 50 to the Alabama State Line and MS 69 from Fabritek Rd (Columb	19,752.80	107,055.11
108459 / 101100	Safety	ENG	MS 12 from MS 50 to the Alabama State Line and MS 69 from Fabritek Rd (Columb	143,635.56	384,519.52
108646 / 101000	State Projects	ENG	US 82 From US 45 To 1 Mi E Of Military Rd	9,164.27	22,108.43
108646 / 101100	National Highway System(NH-	ENG	US 82 From US 45 To 1 Mi E Of Military Rd	93,436.21	93,436.21
108646 / 102000	Safety	ENG	US 82 From US 45 To 1 Mi E Of Military Rd	186,339.18	186,339.18
108647 / 302000	State Projects	CON	SR 50 From Clay County Line SR 373	5,015.40	1,142,477.52
108802 / 101000	Safety	ENG	Railroad Crossing on Hughes Road in Whitebury DOT#664 946N (AGR)	14,513.66	14,643.62

**MS DEPARTMENT OF TRANSPORTATION**  
**Construction Proj Expenditures by County**  
**For Fiscal Year: 2023**

Project #	Program	Project Type	Project Description	Fiscal Year Expenditures	Total Expenditures
*****	<b>Madison</b>	*****			
108165 / 701000	Surface Transportation Progr	CON	Madison County BOS - New Traffic Signal Hwy 22 at King Ranch Road with intersec	304,942.97	305,038.29
108165 / 799000	State Projects		Madison County BOS - Hwy 22 Intersection	3,380.43	15,415.54
108168 / 101000	State Projects	ENG	I-55 from SR 463 to Gluckstadt Road	10,896.10	446,585.19
108168 / 101100	National Highway System(NI-	ENG	I-55 from SR 463 to Gluckstadt Road	70,037.39	259,900.83
108169 / 799000	State Projects		Madison County - Catlett Road Improvements from Red Fox Road to Stribling Road	98.45	8,272.87
108244 / 301000	Pavement Rehabilitation	CON	SR 463 From 2 Lane to US 51	4,211,206.59	4,213,965.40
108248 / 701000	Surface Transportation Progr	CON	Town of Flora - Kearney Park Road - Mill and overlay from SE Clark Street to Town L	197,330.13	255,156.20
108248 / 799000	State Projects		Town of Flora - Kearney Park Road - Mill and overlay from SE Clark Street to Town L	1,090.73	12,146.18
108391 / 101000	National Highway System(NI-	ENG	US 51 5 Bridge Replacements (# 139.4, 139.0, 138.6, 138.4 & amp; 138.3)	768,774.65	962,407.42
108504 / 101000	State Projects	ENG	US 51 at Green Oak Lane	393.00	20,846.24
108504 / 201000	State Projects	ROW	US 51 at Green Oak Lane	3,397.87	17,828.70
108504 / 201500	Surface Transportation Progr	ROW	US 51 at Green Oak Lane	372,555.41	375,060.31
108635 / 799000	State Projects		PRVWSD - Builid Project Study - completes remaining environmental and preliminar.	4,486.18	14,116.32
108635 / 800000	Surface Transportation Progr	ENG	PRVWSD - Builid Project Study - completes remaining environmental needed to rel	150,539.53	174,292.05
108681 / 301000	Pavement Rehabilitation	CON	SR 16 From SR 43 To Farmhaven	8,107.91	8,107.91
108844 / 101000	State Projects	ENG	SR 43 over Pearl River (183.7)	755.95	53,251.73
108844 / 301000	National Highway System(NI-	CON	SR 43 over Pearl River (183.7)	791,418.18	791,692.32
108883 / 102000	Safety	ENG	I-55 from MS 463 to the Big Black River	75,634.97	154,344.92
108883 / 302000	Safety	CON	I-55 from MS 463 to the Big Black River	94,434.73	94,434.73
108997 / 301000	State Projects	CON	SR 22 From Beg 5-lane To US 51	3,203,051.07	3,203,051.07
109022 / 101000	State Projects	ENG	US 51 from Madison City Limit to Dinkins	1,348.78	10,566.56
109032 / 101000	State Projects	ENG	HWY 463 at Stribling Road operational analysis	76,937.08	109,100.51
109032 / 101100	Regular-ERBR 2	ENG	HWY 463 at Stribling Road	106,379.19	106,379.19
109080 / 101000	State Projects	ENG	US 51 Bridge Replacement (#136.4)	89,346.47	89,346.47
109080 / 101100	Surface Transportation Progr	ENG	US 51 Bridge Replacement (#136.4)	8,216.87	8,216.87
109144 / 103000	Surface Transportation Progr	ENG	Bridge Inspection - Madison County - 1 Bridge - 170022004501140	371.31	815.15
109160 / 799000	State Projects		City of Ridgeland - East County Line Road Resurfacing Improvements from Wheate	6,762.66	7,043.35
109161 / 799000	State Projects		City of Ridgeland - Congestion Mitigation Funding - Intersection Improvements at US	18,737.11	19,306.52
109219 / 799000	State Projects		City of Madison - New Traffic Signal and Intersection Improvements on Highland Col	2,719.93	2,719.93
109269 / 799000	State Projects		Town of Flora - Overlay of Pocahontas Road from Hwy 22 to the town limits	965.56	965.56
109286 / 101000	State Projects	ENG	SR 43 over Pearl River and Relief (Bridge #'s 183.7 and 183.8)	175.17	175.17
109295 / 301000	Emergency Relief	CON	On SR 43, approximately 1,700 feet North of Natchez Trace Parkway Ramp	6,906.77	6,906.77
109298 / 101000	State Projects	ENG	I-55 @ US 51 & CNIC RR (Bridge #'s 102.6 A&B)	25,924.50	25,924.50

MS DEPARTMENT OF TRANSPORTATION  
 Construction Proj Expenditures by County  
 For Fiscal Year: 2023

Project #	Program	Project Type	Project Description	Fiscal Year Expenditures	Total Expenditures
<b>Madison</b>					
109315 / 101000	State Projects	ENG	US 51 over Loves Creek (136.4)	18,107.10	18,107.10
109315 / 301000	State Projects	CON	US 51 over Loves Creek (136.4)	208,961.40	208,961.40
<b>County Total</b>				<b>23,305,861.12</b>	
<b>Marion</b>					
102445 / 101000	State Projects	ENG	US 98 at Pearl River (Bridge #118.5A and 118.5B)	34,863.71	1,168,376.54
102445 / 101100	National Highway System(NH)	ENG	US 98 at Pearl River (Bridge #118.5A and 118.5B)	299,566.23	732,237.03
102445 / 102000	State Projects	ENG	US 98 at Pearl River (Bridge #118.5A and 118.5B) (Temporary Repair)	2,049.98	6,427.29
102445 / 202000	Bridge	ROW	US 98 at Pearl River (Bridge #118.5A and 118.5B)	16,699.81	53,960.85
102445 / 302000	National Highway System(NH)	CON	US 98 at Pearl River (Bridge #118.5A and 118.5B) (Temporary Repair)	941,885.55	941,885.55
102471 / 101000	State Projects	ENG	SR 198 at 119.0 Pearl River Relief and 119.3 Lyas Lake - Bridge Hydraulic Recomm.	542.28	1,045,897.31
102471 / 301000	Vision 21	CON	SR 198: Bridges in Columbia (Bridge #s 119.0 and 119.3)	3,084,476.11	10,322,115.03
106787 / 101000	Bridge	ENG	US 98 & SR 35 Pearl River Drift Issues 118.5 A&B and 19.4	571.51	628,610.42
106787 / 301000	Bridge	CON	SR 35 Pearl River Drift Issues [Bridge #19.4]	1,473.40	2,439,713.43
107792 / 101000	Surface Transportation Progr	ENG	US 98 Pearl River Bank Stabilization (Bridge #s 118.5 A&B)	148,328.68	408,332.61
107792 / 201000	Surface Transportation Progr	ROW	US 98 Pearl River Bank Stabilization (Bridge #s 118.5 A&B)	130,233.50	130,233.50
108133 / 799001	State Projects		Williamsburg Road Bridge Replacement over Holidays Creek - SA460000000124 a	5,279.19	34,904.30
108631 / 301000	Pavement Rehabilitation	CON	SR 35 from LA State Line to BR 13116	1,656,897.95	2,792,567.51
108632 / 301000	Pavement Rehabilitation	CON	SR 35 From Goss Bunkerhill Rd to Jeff Davis CL	1,279,570.07	1,279,570.07
108662 / 301000	State Projects	CON	SR 35 From BR 13116 to US 98	5,676.38	2,383,800.29
108664 / 301000	State Projects	CON	SR 13 From JCT SR 43 to JCT US 98	2,437.33	1,419,643.88
108886 / 301000	State Projects	CON	MS 198 from just West of Lumberton Rd to US 98	4,129.31	1,317,018.94
109191 / 799000	State Projects		City of Columbia - R.A. Johnson Drive Sports Complex Pedestrian Bridge	6,638.38	6,746.75
<b>County Total</b>				<b>7,621,319.37</b>	
<b>Marshall</b>					
100299 / 203000	State Projects	ROW	SR 309 between SR 4 & US 78 [Bridge # 15.4]	-5,125.00	242,773.09
100299 / 302000	Vision 21	CON	SR 309 between SR 4 & US 78 [Bridge #s 8.4, 8.5, 8.7, 12.8 & 13.0]	54,757.81	17,623,089.53
102556 / 206000	Gaming	ROW	SR 304/I-269 TO MITIGATE WETLANDS FROM SR 305 TO MARSHALL CL IN MAI	70.20	497,423.90
105333 / 101000	Vision 21	ENG	SR 4 REPLACE BRIDGE # 75.3 OVER BNRR	919.97	1,192,068.20
105333 / 301000	Vision 21	CON	SR 4 over BNRR [Bridge # 75.3]	2,203,208.32	5,737,019.01
106103 / 101000	Bridge	ENG	SR 178 Bridge Replacements - 8 bridges [Bridge #s 14.5, 15.4, 33.6, 35.6, 35.4, 35.]	37,641.85	1,911,433.86

MS DEPARTMENT OF TRANSPORTATION  
 Construction Proj Expenditures by County  
 For Fiscal Year: 2023

Project #	Program	Project Type	Project Description	Fiscal Year Expenditures	Total Expenditures
<b>*****</b>					
<b>Marshall</b>					
106103 / 101100	Surface Transportation Progr	ENG	SR 178 Bridge Replacements - 5 bridges [Bridge #s 33.6, 34.1, 35.2, 35.4 & 35.6]	143,366.46	261,107.34
106103 / 102100	Surface Transportation Progr	ENG	SR 178 (Bridge #s 14.5, 15.4 & 18.0)	34,096.34	34,096.34
106103 / 201000	Vision 21	ROW	SR 178 Bridge Replacements - 5 bridges [Bridge #s 33.6, 34.1, 35.2, 35.4 & 35.6]	138,198.11	333,109.05
107029 / 701000	Regular-LPA ERBR 2	CON	Marshall County Board of Supervisors - Bridge Replacement on Bethlehem Road. E	232.03	232.03
107029 / 799000	State Projects	CON	Marshall County Board of Supervisors - BOP & EOP Lat/Long as shown above with :	9,736.81	14,832.90
107903 / 302000	Bridge	CON	I-22 Bridge Preservation FFY 2019 (bridges #s 27.1A, 27.1B, 31.2A and 31.2B)	-45,055.28	7,139,704.04
108069 / 301000	Safety	CON	MS 7 at Eddie L. Smith Drive	1,964,545.30	2,820,435.46
108295 / 301000	Safety	CON	Upgrade RR - Joe Cox in Potts Camp DOT# 667 251N (BNSF)	4,166.81	167,205.99
108656 / 301000	State Projects	CON	SR 309 From SR 4 to US 78	4,961,774.61	7,077,860.10
108784 / 101000	State Projects	ENG	SR 4 from the Tate County Line to MS 7	12,947.64	72,407.83
108847 / 102000	State Projects	ENG	I-22 over Musgray Road (34.5A, 34.5B)	9,737.70	12,492.14
108962 / 301000	State Projects	CON	SR 4 from Hwy 4 Bypass to Benton County Line	1,565,397.32	1,565,397.32
109062 / 102000	Safety	ENG	I-22 from Desoto county line to the Benton county line	31,783.58	31,783.58
109091 / 101100	Surface Transportation Progr	ENG	SR 313 Bridge Replacement (#156.82) - Off	1,006.72	1,006.72
109333 / 799000	State Projects	CON	City of Holly Springs - Construction of sidewalk along West Boundary Street from Cc	254.22	254.22
<b>County Total</b>				<b>11,123,661.52</b>	
<b>*****</b>					
<b>Monroe</b>					
101634 / 103100	Surface Transportation Progr	ENG	SR 25 FROM US 278 TO SR 25 CONNECTOR	83,817.28	83,817.28
101635 / 201000	Vision 21	ROW	SR 25 FROM SR 8 TO US 278	55.68	17,954,242.37
101635 / 201100	State Projects	ROW	SR 25 FROM SR 8 TO US 278 (eminent domain appraisal)	-3,944.32	-3,944.32
102198 / 201000	State Projects	ROW	US 278 AMORY BY-PASS(RELOCATION 4LN) [\$5M in MDA Funds to be applied]	-8,317.75	13,830,291.79
107154 / 799000	State Projects	CON	City of Aberdeen - Sidewalk Improvements along Franklin Street, Woodruff Street an	271.28	62,231.55
107427 / 301000	Safety	CON	Upgrade Railroad Crossings - Old Magnolia near Prairie DOT# 303 998K [KCS]	-289.92	172,450.21
108205 / 302000	Pavement Rehabilitation	CON	US 45A From Monroe CL To SR 25	2,167,038.09	3,242,157.37
108222 / 101000	State Projects	ENG	US 45A From S Of SR 8 To Chickasaw CL	20,169.14	28,888.21
108222 / 301000	Pavement Rehabilitation	CON	US 45A From S Of SR 8 To Chickasaw CL	2,687,435.09	2,687,435.09
108282 / 301000	Surface Transportation Progr	CON	US 278 over Weaver Creek (12.0)	59,036.64	291,928.64
108294 / 301000	Safety	CON	Upgrade RR - Old Hwy 25 in Aberdeen (DOT# 670 872M)	361.06	154,347.68
108297 / 301000	Safety	CON	Upgrade RR - Cotton Gin Port in Amory DOT # 664 855H (BNSF)	1,908.65	203,980.49
108306 / 301000	Safety	CON	Upgrade RR - Votch in Becker (BNSF) DOT# 675 303Y	999.04	199,127.49
108889 / 301000	State Projects	CON	SR 25 FM SR 6 TO ITAWAMBA CL	2,838,608.50	2,841,318.60

MS DEPARTMENT OF TRANSPORTATION  
Construction Proj Expenditures by County  
For Fiscal Year: 2023

Requester: MATWOOD  
Report ID: DR000151

Page 35 of 58  
11/03/2023 11:02:43 am

Project #	Program	Project Type	Project Description	Fiscal Year Expenditures	Total Expenditures
<b>Monroe</b>					
109357 / 101000	State Projects	ENG	SR 6 (#144.2, 146.8, 148.2 & 153.9)	1,041.03	1,041.03
<b>County Total</b>					
<b>7,848,189.49</b>					
<b>Montgomery</b>					
101048 / 1000	Phase III	ROW	US 82 FROM KILMICHAEL TO WEBSTER C L	-95,405.58	6,640,847.01
106673 / 201000	Bridge	ROW	SR 404 Bridge Replacement on Bridge #s 4.1 & 5.9	159.45	181,839.05
106673 / 301000	Bridge	CON	SR 404 [Bridge #s 4.1 & 5.9]	2,373,295.89	7,256,578.00
107824 / 301000	Pavement Rehabilitation	CON	I-55 From Carroll CL to 2.5 Mi So of Carroll Co	3,888,367.46	23,789,158.53
108268 / 302000	Pavement Rehabilitation	CON	US 51 From Carroll CL to Shady Lane	835,410.77	4,083,073.59
<b>County Total</b>					
<b>7,001,827.99</b>					
<b>Neshoba</b>					
101649 / 1000	Vision 21	ENG	* SR 19 FROM SR 492 TO PHILADELPHIA	15,337.13	1,387,394.08
101649 / 101000	Surface Transportation Progr	ENG	SR 19 from SR 492 to Tucker Drive	71,054.06	103,045.51
101649 / 102000	State Projects	ENG	SR 19 from Tucker to Philadelphia	1,094.35	618,910.67
101649 / 202100	State Projects	ROW	SR 19 from Tucker to Philadelphia	1,118.38	132,812.25
101649 / 202500	State Projects	ROW	SR 19 from Tucker to Philadelphia	81,086.46	1,385,132.63
101649 / 302000	Surface Transportation Progr	CON	SR 19 from Tucker to Philadelphia	11,405,009.66	23,553,409.20
102504 / 101000	State Projects	ENG	SR 395 between SR 19 & Winston CL (Bridge #s 1.4 & 2.6)	222,547.84	1,186,205.87
102504 / 201000	Vision 21	ROW	SR 395 between SR 19 & Winston CL (Bridge #s 1.4 & 2.6)	240.85	144,041.87
102504 / 201500	Vision 21	ROW	SR 395 between SR 19 & Winston CL (Bridge #s 1.4 & 2.6)	28,706.84	29,248.41
103896 / 101000	Surface Transportation Progr	ENG	SR 16 FROM SR 15 TO SR 19 [Philadelphia Bypass]	23,670.96	6,114,149.62
103896 / 103000	State Projects	ENG	SR 15/SR 16 Roundabout	28,716.60	28,716.60
103896 / 103100	Surface Transportation Progr	ENG	SR 15/SR 16 Roundabout	170,513.17	170,513.17
103896 / 201000	State Projects	ROW	SR 16 FROM SR 15 TO SR 19 [Philadelphia Bypass]	9,525.14	4,766,247.06
106114 / 102000	State Projects	ENG	SR 19 [Bridge # 57.6] CE	1,692.41	163,761.67
106114 / 202000	Bridge	ROW	SR 19 [Bridge # 57.6] CE	-8,122.40	73,201.71
106114 / 202500	Bridge	ROW	SR 19 [Bridge # 57.6] CE	119.29	77,394.85
106114 / 301000	State Projects	CON	SR 19 (Bridge #s 52.0, 52.1, 52.3, 52.4 and 52.5)	-21,861.60	6,554,280.55
106114 / 301100	State Projects	CON	SR 19 (Bridge #s 52.0, 52.1, 52.3, 52.4 and 52.5)	57,605.37	7,533,686.08
106114 / 302000	Bridge	CON	SR 19 [Bridge # 57.6] CE	16,321.35	1,495,795.76
108678 / 301000	Pavement Rehabilitation	CON	SR 16 Fr E Of Philadelphia To Kemper CL	4,559,736.66	4,559,736.66

**MS DEPARTMENT OF TRANSPORTATION**  
**Construction Proj Expenditures by County**  
**For Fiscal Year: 2023**

Requester: MATWOOD  
 Report ID: DR000151

Page 36 of 58  
 11/03/2023 11:02:43 am

Project #	Program	Project Type	Project Description	Fiscal Year Expenditures	Total Expenditures
<b>Neshoba</b>					
109082 / 101000	State Projects	ENG	SR 486 Bridge Replacement (#1.0)	212,734.18	212,734.18
109143 / 301000	Safety	CON	MS 15 from N of CR 561 to the Winston CL - Installation of center line rumble stripe	2,553,888.59	2,553,888.59
109290 / 301000	Emergency Relief	CON	SR 485 approximately 1.8 miles west of SR 15	13,742.08	13,742.08
109302 / 101000	State Projects	ENG	SR 15 @ KCS (BR # 155.5)	11,586.93	11,586.93
<b>County Total</b>				<b>19,456,064.30</b>	
<b>Newton</b>					
102367 / 101100	State Projects	ENG	US 80 BT NEWTON AND CHUNKY (4Bridges, 110.8, 111.7, 114.8, 121.4)	211,095.40	1,385,445.98
102367 / 101200	National Highway System(NI-	ENG	US 80 BT NEWTON AND CHUNKY (4Bridges, 110.8, 111.7, 114.8, 121.4)	941.78	97,296.90
102367 / 201000	Vision 21	ROW	US 80 between Newton & Chunky (Bridge #s 110.8, 111.7, 114.8 and 121.4)	205,289.59	647,833.62
102367 / 201500	Vision 21	ROW	US 80 BT NEWTON AND CHUNKY (7Br, 110.8-1	93,543.20	93,853.17
102401 / 102000	State Projects	ENG	US 80 BT CHUNKY & MEEHAN (Bridge #122.5)	41,908.37	350,053.85
102401 / 202000	Vision 21	ROW	US 80 BTW CHUNKY & MEEHAN (122.5)	587,818.64	587,818.64
108283 / 301000	National Highway System(NI-	CON	US 80 over KCS Railroad (107.8)	658,217.80	1,910,688.09
108515 / 101100	National Highway System(NI-	ENG	I-20 Slide repair near exit 100	22,396.33	32,499.68
108515 / 301000	National Highway System(NI-	CON	I-20 Slide repair near exit 100	243,167.41	243,167.41
108871 / 301000	National Highway System(NI-	CON	US 80 over Chunky River (122.5)	240,840.25	240,840.25
108899 / 101000	State Projects	ENG	SR 15 and Broad Street	1,092.06	2,820.04
108899 / 101100	Regular-ERBR 2	ENG	SR 15 and Broad Street	15,671.30	28,852.98
109084 / 101100	Surface Transportation Progr	ENG	US 80 Bridge Replacements (119.4, 119.2, 119.5 119.8)	72,459.20	74,739.02
109291 / 301000	Emergency Relief	CON	SR 492, Approximately 2.1 Miles East of Conehatta-Prospect Road, along Cut Back	7,389.32	7,389.32
109293 / 301000	Emergency Relief	CON	SR 489, approximately 1,000 feet Southwest of Morrow Road, Roadway and culvert	123,423.83	123,423.83
<b>County Total</b>				<b>2,525,254.48</b>	
<b>Noxubee</b>					
106982 / 101000	State Projects	ENG	SR 14/145 over Noxubee River [Bridge #164.0] & Hashuqua Creek [Bridge #156.5]	23,731.10	821,679.99
106982 / 101100	Surface Transportation Progr	ENG	SR 14 over Hashuqua Creek [Bridge #156.5]	80,722.06	82,911.46
106982 / 201000	Bridge	ROW	SR 14 over Hashuqua Creek [Bridge #156.5]	34,270.81	34,270.81
108230 / 301000	Pavement Rehabilitation	CON	SR 388 From Cliftonville to AL St Line	2,263,713.68	2,263,713.68
108843 / 101000	State Projects	ENG	SR 145 over Horse Hunters Creek (135.9)	1,641.93	29,329.72
108843 / 301000	Surface Transportation Progr	CON	SR 145 over Horse Hunters Creek (135.9)	743,582.40	743,582.40
<b>County Total</b>				<b>3,147,661.98</b>	

**MS DEPARTMENT OF TRANSPORTATION**  
**Construction Proj Expenditures by County**  
 For Fiscal Year: 2023

Project #	Program	Project Type	Project Description	Fiscal Year Expenditures	Total Expenditures
*****	<b>Oktibbeha</b>	*****			
101815 / 1000	Phase II	ROW	SR 25 FR WINSTON CL TO STARKVILLE BYPASS	-103,530.77	1,470,564.16
101815 / 301000	Phase II	CON	SR 25 FR WINSTON CL TO STARKVILLE BYPASS	100.00	18,398,234.69
107253 / 301100	Safety	CON	MS 25 at Longview Road - Temporary Restricted Crossing U-Turn Highway 12 Access Road	29,397.54	29,397.54
107412 / 201000	State Projects	ROW	MSU - Bulldog Way from Blackjack Road to Lee Blvd Bulldog Way - MSU	5,088.00	89,488.06
107726 / 701000	Special Projects(Demo)	CON	MSU - Bulldog Way from Blackjack Road to Lee Blvd Bulldog Way - MSU	1,020,045.97	7,109,106.90
107726 / 799000	State Projects	CON	MSU - Bulldog Way from Blackjack Road to Lee Blvd Bulldog Way - MSU	37,226.18	296,803.77
108010 / 701000	Surface Transportation Progr	CON	City of Starkville - Multi-use Path Linkage on from the intersection of Hwy 12 and Sp	213,604.45	588,000.00
108010 / 799000	State Projects	CON	City of Starkville - Multi-use Path Linkage on from the intersection of Hwy 12 and Sp	187.67	55,168.36
108125 / 101000	State Projects	ENG	Hwy 12 - development of traffic signal timing patterns in Starkville from New Light Rc	3,650.54	59,424.04
108418 / 822000	Special Projects(Demo)	ROW	Utilities Relocation - MS Highway 182/ Martin Luther King Boulevard Revitalization	369,837.12	369,837.12
108418 / 899000	State Projects	MS	MS 182/MLK Corridor Revitalization	30,961.55	163,688.69
108794 / 701000	Surface Transportation Progr	CON	Collegeview Connector Sidewalk Project - construction of concrete sidewalk, pedesti	973,968.88	973,968.88
108794 / 799000	State Projects	CON	Mississippi State University - Collegeview Connector	23,520.81	43,342.04
109194 / 799000	State Projects	CON	City of Starkville - Pedestrian Improvements at the Intersection of Spring Street and	10,701.29	10,701.29
109305 / 899000	State Projects	CON	MSU - Omnibus Bill (MS-229) - Artesia Road - Construction of new road connecting ,	4,276.35	4,276.35
109359 / 101000	State Projects	ENG	SR 25 at Longview Road - Restricted Crossing U-Turn	92,918.85	92,918.85
109381 / 899000	State Projects	CON	MSU - Construction of new road connecting Wingo Way to Hail State Boulevard	389.58	389.58
109382 / 799000	State Projects	CON	MSU - Traffic Calming Circle at the intersection of Stone Boulevard and Bost Drive	407.90	407.90
<b>County Total</b>				<b>2,712,751.91</b>	
*****	<b>Panola</b>	*****			
103333 / 201000	Vision 21	ROW	US 51 FR POPE TO COURTLAND BR. NOS. 242.9 & 243.2.	181.52	155,621.43
103333 / 201500	State Projects	ROW	US 51 FR POPE TO COURTLAND BR NOS. 242.9	100,800.95	1,778,457.47
103333 / 301000	Vision 21	CON	US 51 from Pope to Courtland [Bridge #s 242.9 & 243.2]	4,573,669.67	12,907,750.80
106967 / 301000	Bridge	CON	SR 310 over Mattie Creek [Bridge # 33.2] and Nelson Creek [Bridge #33.6]	4,013,634.85	7,929,883.13
108140 / 101000	State Projects	ENG	I-55 From 1.8 Mi North of SR 35 to Tate CL	375.62	8,420.21
108140 / 101100	National Highway System(NI-	ENG	I-55 From 1.8 Mi North of SR 35 to Tate CL	57,551.70	57,551.70
108140 / 301000	Pavement Rehabilitation	CON	I-55 From 1.8 Mi North of SR 35 to Tate CL	650,525.84	650,525.84
108252 / 301000	Pavement Rehabilitation	CON	SR 35 From Tallahatchie CL to SR 6	102,945.34	5,977,105.06
108458 / 301000	National Highway System(NI-	CON	I-55 over Long Creek - Bridge Scour (237.7A & 237.7B)	42,551.19	4,246,051.51
108777 / 302000	Surface Transportation Progr	CON	I-55 - Bridge Preventative Maintenance 2022 - D2 - Panola County (10 Bridges) (Bric	1,599.45	1,599.45
108885 / 101000	State Projects	ENG	I-55 Tallahatchie River Bridge Replacements (247.1 A&B and 247.3 A&B) Section 1 -	2,265.71	5,567.09
108885 / 101100	National Highway System(NI-	ENG	I-55 Tallahatchie River Bridge Replacements (247.1 A&B and 247.3 A&B) Section 1 -	563.88	563.88

Project #	Program	Project Type	Project Description	Fiscal Year Expenditures	Total Expenditures
<b>Panola</b>					
109063 / 101000	Safety	ENG	I-55 from .07 miles south of MS 315 to Shiloh Rd	27,582.30	28,160.80
109063 / 102000	Safety	ENG	I-55 from the Yalobusha county line to Pope Water Valley Road	10,907.91	11,137.53
109093 / 101100	National Highway System(NH)	ENG	SR 35 Bridge Replacements (#276.6, 276.9, 277.4, 277.8 & 278.2)	3,565.47	3,565.47
109139 / 301000	National Highway System(NH)	CON	I-55 over Long Creek (Bridge #s 237.7A & 237.7B)	776,964.47	776,964.47
<b>County Total</b>				<b>10,365,685.87</b>	
<b>Pearl_River</b>					
102186 / 201000	Surface Transportation Progr	ROW	SR 43 BTW PICAYUNE AND HENLEYFIELD. PE 100744	4,521.32	2,719,706.22
102186 / 201100	State Projects	ROW	SR 43 BTW PICAYUNE AND HENLEYFIELD - septic line that was found and damaged	6,100.00	6,100.00
102186 / 202000	State Projects	ROW	SR 43 BETWEEN HENLEYFIELD AND SR 26 - STATE FUNDS	1,893.51	493,918.19
102246 / 101000	State Projects	ENG	US 11 FROM I 59 TO MILL CREEK	968.70	2,053,440.78
102246 / 102000	Bridge	ENG	US 11 Replace Bridge #11.3 at Hobolochitto Creek in Picayune	134,956.50	1,667,356.80
102246 / 202000	Vision 21	ROW	US 11 @ Hobolochitto Creek in Picayune [Bridge # 11.3]	1,106,404.36	7,492,780.47
102246 / 202500	Surface Transportation Progr	ROW	US 11 @ Hobolochitto Creek in Picayune [Bridge # 11.3]	1,594,526.42	1,632,490.78
102246 / 204500	Surface Transportation Progr	ROW	US 11 FROM HOBOLOCHITTO CREEK TO HIDE-A-WAY LAKE ROAD	120,726.38	2,016,701.95
102246 / 304000	Surface Transportation Progr	CON	US 11 from Hobolochitto Creek to Hide-A-Way Lake Road	1,011,794.98	18,561,823.25
106973 / 101000	State Projects	ENG	SR 43 Bridge Replacement ovr Hogpen Branch [Bridge #33.0]	25,553.45	712,212.45
106973 / 201000	Surface Transportation Progr	ROW	SR 43 Bridge Replacement ovr Hogpen Branch [Bridge #33.0]	2,381.43	302,145.93
106973 / 301000	Surface Transportation Progr	CON	SR 43 over Hogpen Branch [Bridge #33.0]	354,079.36	354,079.36
107069 / 302000	Pavement Rehabilitation	CON	I-59 from 1600 ft South of Hillsdale Interchange to Lamar CL	10,159,106.95	10,163,248.08
108111 / 701000	Surface Transportation Progr	CON	City of Picayune - Highland Parkway Sidewalks Project	144,220.55	144,315.00
108111 / 799000	State Projects		City of Picayune - Highland Parkway Sidewalks Project	1,439.43	13,296.25
108138 / 101000	State Projects	ENG	I-59 From 0.5 Mi N of LA SL to McNeill	27,723.49	27,723.49
108138 / 301000	Pavement Rehabilitation	CON	I-59 From 0.5 Mi N of LA SL to McNeill	1,455,832.06	1,455,832.06
108683 / 301000	Pavement Rehabilitation	CON	MS 26 From W ROW Of I-59 E 9.464 Mi To Stone CL	3,177,734.13	3,177,734.13
108685 / 301000	Pavement Rehabilitation	CON	US 11 From Poplarville N 10.2 Mi To Lamar CL	538,221.38	538,221.38
109087 / 101000	State Projects	ENG	SR 13 Bridge Replacement (#10.8)	71,254.67	157,992.10
109087 / 101100	Surface Transportation Progr	ENG	SR 13 Bridge Replacement (#10.8)	50,347.01	50,347.01
109118 / 301000	Surface Transportation Progr	CON	SR 607 over I-59 ( #19.4)	378.03	83,298.12
<b>County Total</b>				<b>19,990,164.11</b>	

MS DEPARTMENT OF TRANSPORTATION  
 Construction Proj Expenditures by County  
 For Fiscal Year: 2023

Requester: MATWOOD  
 Report ID: DR000151

Project #	Program	Project Type	Project Description	Fiscal Year Expenditures	Total Expenditures
*****	<b>Perry</b>	*****			
107008 / 101000	State Projects	ENG	SR 42 over Tallahalla Creek [Bridge #70.4]	9,188.06	1,311,986.60
107008 / 201000	Bridge	ROW	SR 42 over Tallahalla Creek [Bridge #70.4]	12,300.00	238,870.51
107008 / 201500	Bridge	ROW	SR 42 over Tallahalla Ck[Bridge #70.4]	302.53	433.99
107008 / 301000	Bridge	CON	SR 42 over Tallahalla Creek [Bridge #70.4]	10,216,757.69	10,217,061.36
107385 / 307000	Safety	CON	Upgrade Railroad Crossings - Thomas Clayton near Beaumont DOT# 304 315V [CN	51,227.14	414,944.93
107385 / 308000	Safety	CON	Upgrade Railroad Crossings - SR 29 near New Augusta DOT# 908 198X [CN RR]	5,158.29	334,735.77
107385 / 311000	Safety	CON	Upgrade Railroad Crossings - Willow near New Augusta DOT# 305 633K [CN RR]	9,619.57	286,351.46
107559 / 303000	Safety	CON	2017 Upgrade Railroad Crossings - 5th Avenue near New Augusta - CN RR - DOT# :	12,789.73	327,680.47
108235 / 301000	Pavement Rehabilitation	CON	SR 29 From SR 42 to Jones County Line	791.60	1,954,413.25
108394 / 101000	State Projects	ENG	SR 42 over Bogue Homa Creek (#76.2)	81,802.96	504,684.38
108394 / 101100	Surface Transportation Progr	ENG	SR 42 over Bogue Homa Creek (#76.2)	98,140.00	98,140.00
<b>County Total</b>				<b>10,498,077.57</b>	
*****	<b>Pike</b>	*****			
106972 / 101000	State Projects	ENG	US 51 Bridge Replacement over Unnamed Streams [Bridge #11.7 and 12.1]	181,597.27	1,318,069.33
106972 / 101100	Surface Transportation Progr	ENG	US 51 Bridge Replacement over Unnamed Streams [Bridge #11.7 and 12.1]	107,395.63	266,371.70
106972 / 102000	State Projects	ENG	US 51 two Northern Bridge Replacements between Magnolia and Fernwood (13.3 ar	6,406.35	6,406.35
106972 / 201000	Surface Transportation Progr	ROW	US 51 Bridge Replacement over Unnamed Streams [Bridge #11.7 and 12.1]	44,853.93	357,395.79
106972 / 202000	Surface Transportation Progr	ROW	US 51 two Northern Bridge Replacements between Magnolia and Fernwood (13.3 ar	182,252.06	182,252.06
107938 / 301000	Pavement Rehabilitation	CON	US 98 / SR 24 from JCT I-55 East to JCT US 51 (Presley Blvd)	2,604,325.82	2,605,451.32
107973 / 101000	State Projects	ENG	SR 927 bridge replacement 0.4	54,931.44	260,238.88
107973 / 101100	Bridge	ENG	SR 927 bridge replacement 0.4	4,352.08	4,352.08
107973 / 201500	Surface Transportation Progr	ROW	SR 927 bridge replacement 0.4	4,757.36	7,358.83
107973 / 301000	Bridge	CON	SR 927 (Bridge #0.4) Bridge Replacement	102,614.26	102,614.26
108439 / 301000	Safety	CON	Upgrade RR-Dixie Springs-Summit-(CN-299 895A)	314,395.86	314,395.86
108593 / 102000	State Projects	ENG	I-55 Pike Co Rehab Bridge End Slabs Various Locations	71.82	13,462.14
108593 / 302000	Pavement Rehabilitation	CON	I-55 Pike Co Rehab Bridge End Slabs Various Locations	861,353.33	1,622,465.94
108812 / 101000	State Projects	ENG	I-55 Fr MS 24 to US 98 Summit	23,616.87	32,531.99
108812 / 101100	Surface Transportation Progr	ENG	I-55 Fr MS 24 to US 98 Summit	928,411.48	1,286,245.69
108816 / 799000	State Projects	CON	Pike County Board of Supervisors - Bogue Chitto Water Park Pedestrian and Trail Ir	19,444.01	42,097.40
108887 / 301000	State Projects	CON	SR 44 Locust St to Bogue Chitto River	1,174,297.48	1,248,665.46
108888 / 302000	State Projects	CON	SR 570 from Armité CL to Natchez Drive	813,861.00	1,227,408.08
109184 / 799000	State Projects	CON	Southwest Mississippi Community College - Lighted Walking Trail along Bear Drive	8,584.57	8,991.04

MS DEPARTMENT OF TRANSPORTATION  
 Construction Proj Expenditures by County  
 For Fiscal Year: 2023

Requester: MATWOOD  
 Report ID: DR000151

Page 40 of 58  
 11/03/2023 11:02:43 am

Project #	Program	Project Type	Project Description	Fiscal Year Expenditures	Total Expenditures
<b>Pike</b>					
109186 / 799000	State Projects	*****	City of Magnolia - Central Park Walking Trail	6,053.12	6,486.74
109317 / 101000	State Projects	ENG	Delaware Avenue over I-55 (#17.2)	72,877.32	72,877.32
109317 / 301000	Surface Transportation Progr	CON	Delaware Avenue over I-55 (#17.2)	494,703.57	494,703.57
<b>County Total</b>				<b>8,011,156.63</b>	
<b>Pontotoc</b>					
101629 / 103150	State Projects	ENG	SR 15 from SR 41 to beginning of 5-lane section	37,008.18	37,008.18
102607 / 101000	Vision 21	ENG	SR 15 APD CORR"V" TO UNION CL	3,808.80	3,528,600.56
102607 / 303000	Vision 21	CON	SR 15 APD SR 76 to the Union CL	55,970.83	24,162,551.73
104914 / 101110	State Projects	ENG	SR 15 from beginning of 5 lane section to SR 76	32.13	32.13
106974 / 101000	State Projects	ENG	SR 342 over Donaldson Creek [Bridge #0.2]	641.65	735,715.84
106974 / 201000	State Projects	ROW	SR 342 over Donaldson Creek [Bridge #0.2]	268.05	57,386.29
106974 / 301000	Surface Transportation Progr	CON	SR 342 over Donaldson Creek [Bridge #0.2]	1,938.94	2,180,907.05
107520 / 301000	Safety	CON	US 278/MS 6 at MS 345 and US 278/MS 6 at Rocky Ford Road	13,149.22	6,025,759.59
107850 / 101000	State Projects	ENG	SR 772 BTW CR 132 and SR 15 (271.8)	93,630.89	508,136.61
107850 / 201000	Bridge	ROW	SR 772 BTW CR 123 and SR 15 (271.8)	-39,150.00	7,878.76
107850 / 201500	Bridge	ROW	SR 772 BTW CR 123 and SR 15 (271.8)	37,390.00	37,390.00
107862 / 101000	State Projects	ENG	SR 346 over Mud Creek and ditch (3.6-3.8)	61,930.67	336,256.38
107862 / 101100	Surface Transportation Progr	ENG	SR 346 over Mud Creek and ditch (3.6 & 3.8) and bridge inspection of four additiona	57,764.16	247,692.89
107862 / 201000	Surface Transportation Progr	ROW	SR 346 over Mud Creek and ditch (3.6-3.8)	105,567.50	105,567.50
108141 / 102000	State Projects	ENG	I-22 From Union CL to Lee CL	1,003.77	1,003.77
108282 / 302000	Surface Transportation Progr	CON	SR 15 over Chuquatonchee Creek and SR 342 over Hall Branch (264.8 & 3.6)	90,647.10	605,885.77
108653 / 301000	State Projects	CON	MS 9 From Calhoun CL to Owen Bend Dr	234,358.45	4,818,188.90
109112 / 799000	State Projects		Pontotoc County BOS - Old Highway 6 (Main Street) at Mubby Creek	7,480.46	12,665.67
<b>County Total</b>				<b>763,440.80</b>	
<b>Prentiss</b>					
100153 / 201000	Vision 21	ROW	SR 145 BETWEEN BALDWIN & BOONEVILLE BRIDGES # 249.1, # 257.5, # 248.1	-1,400.00	293,358.07
108017 / 701000	Surface Transportation Progr	CON	Prentiss County Board of Supervisors - Sidewalk, Drainage and Safety Improvement	48,892.02	225,008.72
108017 / 799000	State Projects		Prentiss County Board of Supervisors - Sidewalk, Drainage and Safety Improvement	570.87	24,586.95
108044 / 701000	Surface Transportation Progr	CON	Northeast MS Community College - Sidewalk, lighting and safety improvements alon	174,388.88	680,849.61
108044 / 799000	State Projects		Northeast MS Community College - Sidewalk, lighting and safety improvements alon	1,957.44	35,542.91

MS DEPARTMENT OF TRANSPORTATION  
 Construction Proj Expenditures by County  
 For Fiscal Year: 2023

Requester: MATWOOD  
 Report ID: DR000151

Project #	Program	Project Type	Project Description	Fiscal Year Expenditures	Total Expenditures
*****	Prentiss	*****			
108194 / 101000	State Projects	ENG	US 45 From SR 4 To Alcorn CL	3,674.40	16,540.94
108194 / 301000	Pavement Rehabilitation	CON	US 45 From SR 4 To Alcorn CL	311.01	5,106,776.26
108349 / 301000	Safety	CON	Upgrade RR - SR 370 in Baldwyn (KCS) DOT # 304 084P	6,149.04	130,756.35
108648 / 301000	State Projects	CON	SR 30 From Union CL To SR 145	1,569,173.41	1,569,173.41
108829 / 799000	State Projects		Town of Jumpertown - Sidewalk Improvements	15,877.52	19,508.87
108850 / 799000	State Projects		Northeast Mississippi Community College - Campus Pedestrian Improvements on E	10,512.30	12,215.73
109026 / 301000	Safety	CON	MS 30 from Union CL to SR 145	62,424.08	62,424.08
109069 / 301000	Safety	CON	SR 145 FM LEE CL TO BEG 4LN S OF BOONEVILLE AND FM 1/2 Mi N OF SR 4 T	150,873.78	150,873.78
109081 / 101000	State Projects	ENG	SR 145 Bridge Replacements (#s 245.1 & 245.2)	130,024.80	132,854.83
109081 / 101100	Surface Transportation Progr	ENG	SR 145 Bridge Replacements (#s 245.1 and 245.2)	21,090.79	21,090.79
109164 / 799000	State Projects		City of Booneville - Downtown Pedestrian Improvements connecting to prior TA proje	6,456.10	7,165.94
109173 / 101000	State Projects	ENG	SR 30 over US 45	10,571.87	20,678.44
109173 / 301000	Surface Transportation Progr	CON	SR 30 over US 45	700,049.71	700,049.71
<b>County Total</b>				<b>2,911,598.02</b>	
*****	Quitman	*****			
102624 / 101000	Bridge	ENG	SR 6 Replace 9 Bridges from SR 316 to Panola CL	503.81	2,472,713.64
102624 / 201000	State Projects	ROW	SR 6 Between Marks and Panola CL [Bridge #s 35.0, 35.6, 36.8 & 37.8]	-6,000.00	126,483.94
102624 / 203000	Bridge	ROW	SR 6 through Marks [Bridge #s 31.3, 32.1, 33.2 & 33.5]	6,000.00	746,922.42
102624 / 303000	Bridge	CON	SR 6 through Marks [Bridge #s 31.3, 32.1, 33.2 & 33.5]	18,829,397.76	19,857,496.70
107923 / 301000	Safety	CON	Upgrade RR-RR-S Quitman in Lambert (DOT # 300 632L) (CN)	163,552.04	460,319.65
108120 / 701000	Emergency Relief	CON	Jamison Road, Crenshaw-Sledge Road, Ballentine Road, Hood Road, Schieleville F	53.60	280,098.58
108120 / 799000	State Projects		Quitman County Emergency Repair	202.35	3,440.14
108642 / 101000	Safety	ENG	MS 3 at MS 315 - ICWS	1,228.06	47,726.93
108642 / 301000	Safety	CON	MS 3 at MS 315 - ICWS	210,783.98	213,674.68
<b>County Total</b>				<b>19,205,721.60</b>	
*****	Rankin	*****			
100579 / 103000	State Projects	ENG	US 80 from East of East Mark Drive to Felicity Street	17,071.82	490,730.19
100579 / 203000	Surface Transportation Progr	ROW	US 80 from East of East Mark Drive to Felicity Street	216.80	1,118,266.58
102046 / 201000	National Highway System(NH	ROW	US 49 BETWEEN STEEN CREEK SOUTH OF FLORENCE AND GUNTER ROAD [I	2,676.42	3,922,689.89
102046 / 202000	Vision 21	ROW	* US 49 FROM GUNTER ROAD NORTH TO STATION 813+20	18,449.34	9,015,824.03

**MS DEPARTMENT OF TRANSPORTATION**  
**Construction Proj Expenditures by County**  
**For Fiscal Year: 2023**

Requester: MATWOOD  
 Report ID: DR000151

Page 42 of 58  
 11/03/2023 11:02:43 am

Project #	Program	Project Type	Project Description	Fiscal Year Expenditures	Total Expenditures
*****	Rankin	*****			
102046 / 204000	Vision 21	ROW	US 49 FM FLORENCE TO SCALE AREA	152.00	12,493,443.66
102046 / 301000	Vision 21	CON	US 49 from Florence to Scale Area [EARMARK]	7,830,337.66	272,767,749.90
103215 / 799000	State Projects		E Metro Corridor Fm I 20 to Sr 25	12,598.47	221,171.84
103215 / 803000	Special Projects(Demo)	CON	East Metro Corridor Commission - US Highway 80 to East Metro Parkway at Air Lan	432,442.40	2,052,402.05
103421 / 206000	Surface Transportation Progr	ROW	STATEWIDE WETLANDS BANK - LUCKNEY PLOT	56,279.33	18,935,107.58
104101 / 102000	State Projects	ENG	SR 25 FR SR 475 TO SR 471 New Signal Design	2,514.34	32,483.36
104101 / 102100	State Projects	ENG	SR 25 from Grants Ferry to SR 471	46,717.36	46,717.36
104101 / 102200	Surface Transportation Progr	ENG	SR 25 from Grants Ferry to SR 471	356,562.29	356,562.29
104101 / 103000	State Projects	ENG	SR 25 Frontage Road	156.40	10,463.06
104422 / 101100	Surface Transportation Progr	ENG	SR 477 FR US 80 TO SR 25 (Railroad)	1,852.80	12,990.20
104422 / 103000	State Projects	ENG	SR 477 FR US 80 TO SR 468	284,967.50	285,039.52
104422 / 301100	Surface Transportation Progr	CON	West Rankin Parkway-SR 477 From US 80 to SR 25 (Railroad signals)	5,164.97	191,073.80
104422 / 301200	Surface Transportation Progr	CON	West Rankin Parkway-SR 477 From US 80 to SR 25 (Railroad surface)	42,504.44	71,332.73
104422 / 702000	Special Projects(Demo)	CON	SR 477 FR US 80 TO SR 25 (HB 1449-WRP)	722,211.15	6,320,572.09
104422 / 799100	State Projects		City of Pearl - SR 477 FR US 80 TO SR 25 (HB 1449-WRP)	13.86	13.86
104517 / 804000	Special Projects(Demo)	CON	Goshen Springs Access Improvements	12.42	572,345.00
104517 / 814000	Special Projects(Demo)	ENG	ROSS BARNETT RESERVIOR WATER TAXI PROJECT	-237.49	75,177.86
105068 / 799000	State Projects		Pearl-Richland Intermodal Connector-S 49 to Pearson Rd. ( PE for Environmental	5,957.66	334,564.62
105068 / 801000	Special Projects(Demo)	CON	Pearl-Richland Intermodal Connector - Extension of Adkins Drive to SR 468 and the	1,053,696.86	1,837,231.88
105068 / 802000	Special Projects(Demo)	CON	Pearl-Richland Intermodal Connector - Pearson Road from Richland Creek to Hwy 4	6,873,064.43	7,268,582.33
105068 / 811000	Special Projects(Demo)	ENG	Pearl-Richland Intermodal Connector-S 49 to Pearson Rd. ( PE for Environmental	699.91	404,995.91
105068 / 812000	Special Projects(Demo)	ENG	Pearl-Richland Intermodal Connector Cont - Preliminary Engineering for Design	212.46	1,145,394.00
105555 / 812000	Special Projects(Demo)	ENG	City of Brandon - Construct East Brandon By-Pass Road between Hwy 80 and Hwy	185,374.79	599,264.88
105858 / 303000	Bridge	CON	I-20 [Bridge # 44.9B] (Fiber Optic Cable)	8,343.38	298,127.78
106115 / 101000	State Projects	ENG	Old Brandon Road Bridge Replacement # 48.6	1,303.34	93,972.24
106979 / 101000	State Projects	ENG	SR 18 over Dabbs Creek [Bridge #83.4]	48,590.06	428,819.14
106979 / 201000	State Projects	ROW	SR 18 over Dabbs Creek [Bridge #83.4]	1,345.04	77,773.90
106979 / 201500	Surface Transportation Progr	ROW	SR 18 over Dabbs Creek [Bridge #83.4]	121,768.56	121,768.56
106979 / 301000	Surface Transportation Progr	CON	SR 18 over Dabbs Creek [Bridge #83.4]	1,009,724.94	1,009,724.94
107227 / 309000	Safety	CON	Upgrade Railroad Crossings - Loflin near Star DOT# 305 435P [CN RR]	65,879.96	261,379.40
107385 / 318000	Safety	CON	Upgrade Railroad Crossings - 7th Day near Star DOT# 305 441T [CN RR]	169,702.60	359,109.16
107569 / 102100	State Projects	ENG	US 80 over Pearl River Bridge [Bridge #46.4]	50,407.52	54,454.54
107569 / 103102	Surface Transportation Progr	ENG	US 80 and I-20/55 over Pearl River Scour (3BR)(46.4, 46.4A and 46.4B))	167,371.52	180,906.99

**MS DEPARTMENT OF TRANSPORTATION**  
**Construction Proj Expenditures by County**  
**For Fiscal Year: 2023**

Project #	Program	Project Type	Project Description	Fiscal Year Expenditures	Total Expenditures
*****	Rankin	*****			
107643 / 102000	National Highway System(NI-	ENG	US 80 bridge replacement over KCS RR (#56.8 A & B)	440,316.33	1,044,757.36
107643 / 202000	National Highway System(NI-	ROW	US 80 bridge replacement over KCS RR (#56.8 A & B)	2,493.09	17,424.30
107803 / 116000	State Projects	ENG	Prep of Cost/Benefit Analysis - US 49 - 2022	2,867.39	18,579.12
107803 / 122000	State Projects	ENG	Prep of Cost/Benefit Analysis - US 49 - 2023	20,370.72	20,370.72
107828 / 301000	Safety	CON	Andrew Jackson Circle CN RR - Lights and Gates (DOT # 967 745L)	122,210.63	317,258.76
108001 / 101000	State Projects	ENG	SR 25/43 interchange Slide Repair	35,976.02	99,670.02
108001 / 101100	Surface Transportation Progr	ENG	SR 25/43 interchange Slide Repair	798.42	85,933.45
108001 / 102000	State Projects	ENG	I-20/SR 43 interchange Slide Repair	732.01	10,543.34
108001 / 102100	Surface Transportation Progr	ENG	I-20/SR 43 interchange Slide Repair	639.89	36,515.09
108001 / 103100	Surface Transportation Progr	ENG	I-20 EB at Exit 56 Entrance Ramp	620.85	45,836.82
108001 / 201500	Surface Transportation Progr	ROW	SR 25/43 interchange Slide Repair	98,454.75	181,318.17
108001 / 302000	Surface Transportation Progr	CON	I-20/SR 43 interchange Slide Repair	164,105.49	164,105.49
108001 / 303000	Surface Transportation Progr	CON	I-20 EB at Exit 56 Entrance Ramp	51,387.48	51,387.48
108098 / 302000	Pavement Rehabilitation	CON	I-20 Remove and Replace OGC From Pearson Rd to Crossgates	13,672.73	3,386,853.51
108159 / 701000	Surface Transportation Progr	CON	City of Brandon - Pedestrian improvements on Woodgate Drive to US Hwy 80; Us H	203.55	234,326.30
108159 / 799000	State Projects	CON	City of Brandon - Crossgates to Library Multi-use Path from Woodgate Drive to the E	3,612.68	26,338.87
108232 / 101000	State Projects	ENG	SR 475 From I-20 to Lakeland Drive	153.54	43,139.08
108245 / 101000	State Projects	ENG	US 49 From Simpson CL to S of Florence	60,092.93	61,274.26
108281 / 101000	State Projects	ENG	SR 25 over Plummer Slough (12.7)	45,980.75	152,803.21
108281 / 101100	Surface Transportation Progr	ENG	SR 25 over Plummer Slough (12.7)	1,432.81	102,512.91
108291 / 799000	State Projects	CON	Rankin County BOS - Spillway Road - Mill and overlay from Grants Ferry Road to Hv	116.17	6,095.91
108292 / 799000	State Projects	CON	Rankin County BOS - Gunter Road Extension from Highway 49 to Florence-Byram F	5,524.40	41,844.26
108384 / 101000	State Projects	ENG	I 20 E TO I 55 N (93.1)	14,629.17	198,124.56
108384 / 101100	National Highway System(NI-	ENG	I 20 E TO I 55 N (93.1)	110,377.85	112,848.74
108386 / 701000	Surface Transportation Progr	CON	City of Brandon - Highway 80 Signal Upgrades - on Highway 80 at the intersections	464,576.06	466,989.74
108386 / 799000	State Projects	CON	City of Brandon - Highway 80 Signal Upgrades - on Highway 80 at the intersections	6,884.23	16,127.01
108387 / 701000	Surface Transportation Progr	CON	City of Brandon - Hwy 18 & Louis Wilson - New Traffic Signal and Intersection Impro	458,822.10	458,822.10
108387 / 799000	State Projects	CON	City of Brandon - Hwy 18 & Louis Wilson - New Traffic Signal and Intersection I	7,640.98	16,422.60
108604 / 301000	Pavement Rehabilitation	CON	SR 25 From SR 471 to SR 43	3,649,398.03	10,205,156.30
108635 / 800100	Surface Transportation Progr	ENG	PRVWSD - Build Project Study - completes remaining environmental needed to relo	150,897.53	174,650.05
108679 / 101000	State Projects	ENG	SR 469 From Florence To SR 468	20,608.50	34,488.35
108848 / 101000	State Projects	ENG	I 20 over US 80 (60.1A & 60.1B)	9,372.52	56,562.86
108848 / 301000	National Highway System(NI-	CON	I 20 over US 80 (60.1A & 60.1B)	1,594,919.48	1,594,919.48

MS DEPARTMENT OF TRANSPORTATION  
 Construction Proj Expenditures by County  
 For Fiscal Year: 2023

Project #	Program	Project Type	Project Description	Fiscal Year Expenditures	Total Expenditures
*****	Rankin	*****			
108870 / 301000	National Highway System(NI-	CON	I 20 ramp over KCS RR/County Road (47.4)	418,974.83	418,974.83
109057 / 302000	Surface Transportation Progr	CON	SR 25 from the Hinds County Line to SR 475 - signal detection and various repairs	450,235.69	450,235.69
109086 / 101000	State Projects	ENG	SR 469 Bridge Replacement (#17.2)	4,239.05	4,239.05
109092 / 101000	State Projects	ENG	US 80 Bridge Replacement (#60.8)	81,064.36	81,064.36
109122 / 101000	Safety	ENG	US 49 at RT Braddy Rd & US 49 at Muse Rd	71,374.83	71,374.83
109137 / 101000	National Highway System(NI-	ENG	I-20 at the intersection of SR 18 - Interchange improvements study	4,604.59	10,466.89
109157 / 102000	Safety	ENG	SR 25/Lakeland Dr from I-55 to Grants Ferry Road - Intersection Review	40,376.50	40,376.50
109165 / 101000	State Projects	ENG	US 80 from Paige McDill Rd just east of the Rankin County Co-Op to Scott County L	538.88	538.88
109165 / 301000	Safety	CON	US 80 from Paige McDill Rd just east of the Rankin County Co-Op to Scott County L	144,725.48	144,725.48
109166 / 799000	State Projects		Wildlife Mississippi - Fannye Cook Natural Trail	3,359.98	3,937.48
109168 / 799000	State Projects		Rankin County BOS - Overlay of Old Fannin Road from Flowood Baptist Church to S	9,290.94	9,395.95
109170 / 799000	State Projects		City of Florence - Overlay of Eagle Post Road from MS Highway 469 to Williams Ro;	5,164.06	5,268.91
109185 / 101000	State Projects	ENG	I-20 over Noblin Bridge Road (Bridge #: 72.3A)	3,916.05	8,905.44
109185 / 301000	National Highway System(NI-	CON	I-20 over Noblin Bridge Road (Bridge #: 72.3A)	411,822.43	411,822.43
109204 / 799000	State Projects		City of Pearl - Signal Upgrades at US 80 and US 49/MS468 and Pearson Road at Pl	10,269.09	10,269.09
109213 / 799000	State Projects		City of Flowood - Multi-Use Path from East Metro Parkway to Liberty Road	8,041.63	8,041.63
109214 / 799000	State Projects		City of Flowood - Multi-Use Path along Old Fannin Road and Flowood Drive	4,831.84	4,831.84
109215 / 799000	State Projects		City of Flowood - Multi-Use Path on Luckney Road	7,220.33	7,220.33
109316 / 101000	State Projects	ENG	SR 25 at Mt Helms, SR 25 at Pisgah Rd	117,428.44	117,428.44
109390 / 101000	State Projects	ENG	Old Brandon Road at the intersections of Airport Road, International Drive and Ramf	10,753.20	10,753.20
<b>County Total</b>				<b>28,964,228.59</b>	
*****	Scott	*****			
102365 / 101000	State Projects	ENG	SR 483 BT FORKVILLE AND LUDLOW (4.3)	710.81	449,840.19
102365 / 201500	Bridge	ROW	SR 483 BT FORKVILLE AND LUDLOW (4.3)	57.93	80,780.43
102365 / 301000	Bridge	CON	SR 483 between Forkville and Ludlow [Bridge # 4.3]	457,111.25	2,258,719.56
107253 / 305400	Safety	CON	MS 25 at Riverbend Road - MDOT force account work - Supplemental Directional Mt	5,933.04	5,933.04
107818 / 301000	Safety	CON	MS 25 at River Bend Rd	27,564.26	3,221,908.96
107829 / 301000	Pavement Rehabilitation	CON	I-20 from EB Rest Area to Newton CL	3,288.24	9,980,424.11
108002 / 101100	Surface Transportation Progr	ENG	SR 25 Southbound 1.0 mile north of the Rankin/Scott Co Line	103.36	29,027.21
108002 / 102100	Surface Transportation Progr	ENG	I-20 at Blossom Hill Road near mile marker 85	665.51	28,976.09
108002 / 301000	Surface Transportation Progr	CON	SR 25 Southbound 1.0 mile north of the Rankin/Scott Co Line	85,816.73	85,816.73
108002 / 302000	Surface Transportation Progr	CON	I-20 at Blossom Hill Road near mile marker 85	244,143.93	244,143.93

MS DEPARTMENT OF TRANSPORTATION  
Construction Proj Expenditures by County  
For Fiscal Year: 2023

Project #	Program	Project Type	Project Description	Fiscal Year Expenditures	Total Expenditures
<b>*****</b>					
<b>Scott</b>					
108482 / 101000	Emergency Relief	ENG	I-20 EB approximately 1 mile E of SR 481 East of MP 81 along mainline inside slope	206.51	54,250.58
108482 / 301000	Emergency Relief	CON	I-20 EB approximately 1 mile E of SR 481 East of MP 81 along mainline inside slope	684,649.99	684,649.99
108483 / 101000	Emergency Relief	ENG	I-20 EB approximately 1 mile E of SR 35 at Forest near MP 89 along mainline inside	3,307.33	21,627.96
108483 / 301000	Emergency Relief	CON	I-20 EB approximately 1 mile E of SR 35 at Forest near MP 89 along mainline inside	243,251.83	243,251.83
108484 / 101000	Emergency Relief	ENG	I-20 EB approximately 1 mile E of SR 35 at Forest near MP 89 along mainline outside	-23,833.18	32,849.76
108484 / 301000	Emergency Relief	CON	I-20 EB approximately 1 mile E of SR 35 at Forest near MP 89 along mainline outside	289,118.47	289,118.47
108485 / 101000	Emergency Relief	ENG	I-20 WB approximately 2 miles E of SR 481 near MP 82 along mainline inside slope	13,113.49	22,142.56
108485 / 301000	Emergency Relief	CON	I-20 WB approximately 2 miles E of SR 481 near MP 82 along mainline inside slope	194,123.90	194,123.90
108486 / 101000	Emergency Relief	ENG	SR 13 NB approximately 500 feet North of SR 481 along Eastern 3:1 fill slope of the	-34,552.20	7,718.41
108486 / 101100	Emergency Relief	ENG	SR 13 NB approximately 500 feet North of SR 481 along Eastern 3:1 fill slope of the	34,693.69	34,693.69
108486 / 301000	Emergency Relief	CON	SR 13 NB approximately 500 feet North of SR 481 along Eastern 3:1 fill slope of the	202,070.62	202,070.62
108591 / 101000	State Projects	ENG	I-20 From The Rankin CL to 0.35 Miles East of SR 501	257,298.22	412,627.70
108677 / 301000	Pavement Rehabilitation	CON	SR 35 From Smith CL To I-20	6,476,450.70	6,485,920.61
109082 / 102000	State Projects	ENG	US 80 Bridge Replacements (#96.4 & 97.0)	19,359.26	19,359.26
109082 / 102100	Surface Transportation Progr	ENG	US 80 Bridge Replacements (#96.4 & 97.0)	-12,540.00	0.00
109165 / 302000	Safety	CON	US 80 from Rankin CL to Fountain Drive in Forest - Installation of Audible Thermopie	103,517.33	103,517.33
109177 / 101000	State Projects	ENG	Highway 21 in Sebastopol - add turn lane NB	2,725.06	2,725.06
109178 / 101000	State Projects	ENG	US 80 Bridge Replacements (#90.7, 92.2, 93.8, 96.4 & 97.0)	167,315.90	167,315.90
109178 / 101100	Surface Transportation Progr	ENG	US 80 Bridge Replacements (#90.7, 92.2, 93.8, 96.4 & 97.0)	70,832.22	70,832.22
109270 / 101000	State Projects	ENG	I-20 Eastbound on-ramp and off-ramp in Forest	34,128.95	34,128.95
109292 / 301000	Emergency Relief	CON	SR 35 approx. 2,400 feet south of I-20. Shoulder and slope washout.	11,827.98	11,827.98
109296 / 101000	Emergency Relief	ENG	Interstate 20 EB, approximately 1 mile East of SR 35 at Forest, near Milepost 89, alc	32,575.77	32,575.77
109296 / 301000	Emergency Relief	CON	Interstate 20 EB, approximately 1 mile East of SR 35 at Forest, near Milepost 89, alc	472,458.92	472,458.92
109296 / 302000	Emergency Relief	CON	Interstate 20 WB, approximately 1 mile East of SR 35 at Forest, near Milepost 89, alc	105,221.34	105,221.34
<b>County Total</b>				<b>10,172,717.16</b>	
<b>*****</b>					
<b>Sharkey</b>					
106687 / 301000	Surface Transportation Progr	CON	SR 14 and US 61 Intersection Improvements connecting at SR 826	1,361,450.33	1,625,295.66
108210 / 301000	Pavement Rehabilitation	CON	US 61 From Begin 3-lane in Rolling Fork to 0.7 Mi N of SR 14	3,550,024.22	3,569,994.82
108210 / 302000	State Projects	CON	MS 824 0.3 mile in Anguilla and approximately 0.25 miles of State Maintained Acces	197,919.08	197,986.93
108211 / 301000	State Projects	CON	US 61 From Issaquena CL To Begin 3-lane In Rolling Fork	3,207,019.89	5,964,029.24
108260 / 701000	Emergency Relief	CON	Lower Water Bridge Road from Sharkey county line to 1.4 miles west of Highway 61.	1,327,420.43	1,920,508.51
108260 / 711000	Emergency Relief	ENG	Lower Water Bridge Road from Sharkey county line to 1.4 miles west of Highway 61.	43,105.56	43,105.56

MS DEPARTMENT OF TRANSPORTATION  
 Construction Proj Expenditures by County  
 For Fiscal Year: 2023

Project #	Program	Project Type	Project Description	Fiscal Year Expenditures	Total Expenditures
<b>Sharkey</b>					
108260 / 799000	State Projects	CON	Lower Water Bridge Road from Sharkey county line to 1.4 miles west of Highway 61.	2,221.04	3,408.56
108261 / 701000	Emergency Relief	CON	Old Highway 16 - 2 Sites east of 61	10,517.23	69,968.41
108827 / 799000	State Projects	CON	Sharkey County Board of Supervisors - Dowling Bayou Bridge Replacement - PRELI	9,162.56	9,650.31
109019 / 302000	State Projects	CON	MS 16 From Issaquena CL To EOSM Rolling Fork	2,257,762.80	2,257,762.80
109078 / 101000	State Projects	ENG	SR 434 bridge repair on # 0.7 and a bridge replacement on # 2.3	1,191.70	1,191.70
<b>County Total</b>				<b>11,967,794.84</b>	
<b>Simpson</b>					
100881 / 101100	State Projects	ENG	SR 28 at Strong River, Big Creek, and Quinn Creek Bridge Hydraulic Recommendation	6,461.96	970,777.03
100881 / 101200	Surface Transportation Progr	ENG	SR 28 BT COPIAH CL & PINOLA	91,915.12	591,695.63
100881 / 201000	Surface Transportation Progr	ROW	SR 28 BT COPIAH CL & PINOLA	17,916.49	85,381.76
101838 / 101000	State Projects	ENG	SR 149 four (4) bridges between SR 13 & US 49 - 128.2, 128.6, 131.7, 131.4.	15,134.78	1,951,930.22
101838 / 201500	Surface Transportation Progr	ROW	SR 149 between SR 13 & US 49 [Bridge #s 128.2, 128.6, 131.7 & 131.4]	711.64	71,661.79
101838 / 301000	Surface Transportation Progr	CON	SR 149 -Bridges between SR 13 & US 49 [Bridge #s 128.2, 128.6, 131.7 & 131.4]	1,910,224.72	1,910,224.72
106971 / 101000	State Projects	ENG	SR 28 Bridge Replacement over Tanyard Creek [Bridge # 77.6]	103,863.98	399,194.48
106971 / 101100	Surface Transportation Progr	ENG	SR 28 Bridge Replacement over Tanyard Creek [Bridge # 77.6]	53,038.60	116,894.01
106971 / 201000	State Projects	ROW	SR 28 Bridge Replacement over Tanyard Creek [Bridge # 77.6]	34,538.66	34,592.66
107227 / 303000	Safety	CON	Upgrade Railroad Crossings - Teapot near Mendenhall DOT# 305 421G [CN RR]	35,322.87	248,455.87
107248 / 101000	Safety	ENG	US 49 Safety Improvements	353.87	1,569,481.27
108370 / 101000	State Projects	ENG	US 49 from Magee North 10.34 Miles to Mendenhall (pavement Rehabilitation)	742.59	32,891.34
108370 / 101100	Safety	ENG	US 49 from Goodwater Rd to 1st Ave (crossovers and J-turns)	14,367.62	100,385.14
108370 / 301000	Pavement Rehabilitation	CON	US 49 from Magee North 10.34 Miles to Mendenhall (pavement Rehabilitation)	6,250,187.01	6,250,187.01
108370 / 301100	Safety	CON	US 49 from Goodwater Rd to 1st Ave (crossovers and J-turns)	3,375,230.20	3,375,230.20
108381 / 101000	State Projects	ENG	US 49 From Covington CL North 5.6 Miles to Magee	22,464.49	30,998.11
108983 / 301000	State Projects	CON	SR 540 from US 49 to SR 541	1,614,620.60	1,614,620.60
108983 / 301100	Safety	CON	SR 540 from US 49 to SR 541 - Adding thermoplastic audible edge stripe and adjust	300,532.20	300,532.20
109119 / 101000	Safety	ENG	US 49 - Directional Median at Siloam Rd and a traffic signal at MS 149	63,003.33	63,003.33
109138 / 101000	Safety	ENG	US 49 from the crossover past US 49 at MS 13 interchange to 1000ft past US 49 at	276,302.29	278,100.75
109364 / 101000	State Projects	ENG	MS 13 at US 49	106.28	106.28
<b>County Total</b>				<b>14,187,039.30</b>	

**MS DEPARTMENT OF TRANSPORTATION**  
**Construction Proj Expenditures by County**  
**For Fiscal Year: 2023**

Requester: MATWOOD  
 Report ID: DR000151

Page 47 of 58  
 11/03/2023 11:02:43 am

Project #	Program	Project Type	Project Description	Fiscal Year Expenditures	Total Expenditures
<b>***** Smith</b>					
106078 / 101000	State Projects	ENG	Intersection of SR 28 at SR 37 in Taylorsville.	4,395.66	1,473,543.43
106078 / 201000	Vision 21	ROW	Intersection of SR 28 at SR 37 in Taylorsville.	37,669.47	810,016.99
106078 / 201500	State Projects	ROW	SR 28 at SR 37 in Taylorsville	125,263.39	689,868.56
107178 / 301000	Bridge	CON	SR 28 at Leaf River [Bridge # 116.3]	94,320.77	667,937.01
107851 / 101000	State Projects	ENG	SR 481 BTW SR 902 to SR 35 (2.1 and 2.3)	163,520.96	615,842.79
107851 / 101100	Surface Transportation Progr	ENG	SR 481 BTW SR 902 to SR 35 (2.1 and 2.3)	114,239.48	247,808.45
107851 / 201000	Bridge	ROW	SR 481 BTW SR 902 to SR 35 (2.1 and 2.3)	133,225.41	133,225.41
108367 / 301000	Pavement Rehabilitation	CON	SR 35 From JCT SR 28 North 10 Miles to JCT SR 37	1,369.27	2,656,418.42
108462 / 799000	State Projects		County Road 504 roadway and shoulder repair	686.70	22,074.53
108787 / 799000	State Projects		Smith County BOS - Bridge Replacement on County Road 504 (#109)	1,676.41	10,040.64
108898 / 301000	State Projects	CON	SR 18 from SR 35 to Jasper County Line	4,747,735.45	4,765,265.68
<b>County Total</b>				<b>5,424,102.97</b>	
<b>***** Stone</b>					
101650 / 1000	Vision 21	ROW	SR 15 FROM RAMSEY TO 1.3 MILES NORTH OF STONE COUNTY LINE (see pro.	-5,615.00	1,372,287.14
106900 / 701000	Surface Transportation Progr	CON	City of Wiggins - Sidewalk Improvements - Construction of sidewalk on Iowa Street f	7,090.52	309,028.98
108340 / 301000	Safety	CON	Upgrade RR - SR 26 in Wiggins (KCS) DOT # 305 245L	6,216.23	177,179.44
108395 / 101000	State Projects	ENG	SR 29 over Flint Creek (#1.2)	188,398.60	340,380.28
108395 / 101100	Surface Transportation Progr	ENG	SR 29 over Flint Creek (#1.2)	196,443.31	236,841.32
108818 / 799000	State Projects		Pat Harrison Waterway District - Flint Creek Horse Trail	8,639.32	25,595.69
108828 / 701000	Surface Transportation Progr	CON	MGCCC - Perkinson Campus Pedestrian Fence	128.08	128.08
108828 / 799000	State Projects		MGCCC - Perkinson Campus Pedestrian Fence	1,423.70	7,807.85
109151 / 799000	State Projects		Stone County School District - Phase 1 Improvements at CTE (Career and Technical	10,421.19	10,605.23
109183 / 799000	State Projects		Stone County Board of Supervisors - Pathway along Bulldog Boulevard	4,279.03	4,444.55
109353 / 101000	State Projects	ENG	SR 26 (#55.9, 56.4, & 56.7)	16,067.49	16,067.49
109398 / 799000	State Projects		Stone County Board of Supervisors - West McHenry Road Bridge Replacement Site	300.52	300.52
<b>County Total</b>				<b>433,792.99</b>	
<b>***** Sunflower</b>					
106464 / 104000	Safety	ENG	295 971C is a railroad crossing located on SR 49/MLK Dr in Indianola, MS; Sunflowe	1,872.63	18,839.58
106464 / 304000	Safety	CON	Upgrade RR-SR 49/MLK near Indianola: Sunflower County. DOT 295 971C	146,553.37	297,888.09
106566 / 799000	State Projects		City of Indianola - Implementation of BB King Road Blues Historical Trail to run along	634.72	24,371.09

Project #	Program	Project Type	Project Description	Fiscal Year Expenditures	Total Expenditures
<b>Sunflower</b>					
106912 / 101000	Bridge	ENG	SR 8 @ Quiver River [Bridge # 31.2]	27,419.61	718,626.13
107847 / 101000	State Projects	ENG	US 82 BTW US 49W and SR 3 (38.3A & 38.3B)	88,489.69	187,656.12
107848 / 101000	State Projects	ENG	SR 3 BTW US 82 and US 49W (95.0)	44,329.35	155,678.77
108207 / 301000	Pavement Rehabilitation	CON	US 82 From Sunflower CL to Begin of Concrete in Indianola	5,334,671.97	5,334,671.97
108930 / 301000	State Projects	CON	SR 3 from US 49W to US 82 at Moorehead	2,805,030.29	2,806,957.34
108934 / 301000	State Projects	CON	US 49W From 5-lane Sec S of Indianola To N of US82 Begin 2-lane section	2,339,702.67	2,339,702.67
109059 / 199000	State Projects	CON	Fannie Lou Hamer Pedestrian Improvements - Town of Ruleville	22,676.33	22,676.33
109156 / 303100	State Projects	CON	Traffic Signal Improvements - District 3	192,860.00	192,860.00
109303 / 101000	State Projects	ENG	US 49W @ Sunflower River (BR #s 255.2 & 255.2B)	36,370.99	36,370.99
<b>County Total</b>				<b>11,040,611.62</b>	
<b>Tallahatchie</b>					
102383 / 102000	State Projects	ENG	SR 32 between Webb & Charleston (Bridge # 45.6, 46.2 & 47.0)	7,208.54	170,190.73
102383 / 102100	Surface Transportation Progr	ENG	SR 32 between Webb & Charleston (Bridge # 45.6, 46.2 & 47.0)	227,317.66	227,317.66
102383 / 203000	State Projects	ROW	SR 32 BETWEEN WEBB AND CHARLESTON (BRIDGE #s 48.6, 48.8, 49.1, 49.5, 50.5, 50.8 & 50.9)	-1,694.00	2,151,825.37
102383 / 303000	State Projects	CON	SR 32 between Webb & Charleston [Bridge #s 48.6, 48.8, 49.1, 49.5, 50.5, 50.8 & 50.9]	-3,006.89	16,365,365.15
105343 / 301000	Bridge	CON	US 49 across Hopson Bayou [Bridge # 295.3]	6,241.43	4,914,408.87
107366 / 799000	State Projects	CON	City of Charleston - Pedestrian Improvements on MS Hwy 32 - multiphase streetscap	191.32	8,379.11
107922 / 301000	Safety	CON	Upgrade RR-Swan Lake in Glendora (DOT # 300 667M) (CN)	154,703.85	363,971.42
108029 / 701000	Surface Transportation Progr	CON	Town of Tutwiler - Sidewalk Improvements along North Pasmore Street, 1st Street, C	219,956.65	219,956.65
108029 / 799000	State Projects	CON	Town of Tutwiler - Sidewalk Improvements along North Pasmore Street, 1st Street, C	2,048.79	25,645.02
108119 / 701000	Emergency Relief	CON	Leverette Road, Tippo Road, Sharkey Road, Levee Road and Strudicant Road Tallal	45,877.14	216,943.54
108229 / 301000	State Projects	CON	Charleston water and sewer infrastructure	233,213.66	525,673.33
108263 / 301000	Pavement Rehabilitation	CON	SR 35 From SR 32 E to Panola CL	6,442,175.75	6,442,239.59
108433 / 301000	Safety	CON	Upgrade RR - True Vine Church Glendora (CN-300 642S)	320,094.59	320,094.59
<b>County Total</b>				<b>7,654,328.49</b>	
<b>Tate</b>					
102098 / 305000	National Highway System(NH-)	CON	I-55 Smart Roadside Equipment (WIM)	82,345.00	82,345.00
103330 / 101000	Vision 21	ENG	SR 3 FROM THE PANOLA CL TO THE TUNICA CL [BRIDGE #s 181.6, 181.9, 183.9]	34,227.54	3,380,349.75
103330 / 201000	Vision 21	ROW	SR 3 from the Panola CL to the Tunical CL [Bridge #s 181.6 & 181.9]	373.28	109,006.65
103330 / 201500	Vision 21	ROW	SR 3 from the Panola CL to the Tunical CL [Bridge #s 181.6 & 181.9]	4,350.71	145,253.25

MS DEPARTMENT OF TRANSPORTATION  
 Construction Proj Expenditures by County  
 For Fiscal Year: 2023

Project #	Program	Project Type	Project Description	Fiscal Year Expenditures	Total Expenditures
*****	Tate	*****			
103330 / 202000	Vision 21	ROW	SR 3 FROM THE PANOLA CL TO JUST WEST OF THE TUNICA CL [BRIDGE #s 181.6 & 181.9]	3,223.28	241,830.66
103330 / 301000	Vision 21	CON	SR 3 from the Panola CL to the Tunica CL [Bridge #s 181.6 & 181.9]	54,584.37	9,795,199.56
103330 / 302000	Vision 21	CON	SR 3 FROM THE PANOLA CL TO JUST WEST OF THE TUNICA CL [BRIDGE #s 181.6 & 181.9]	12,911,447.23	23,244,254.19
107214 / 301000	Bridge	CON	I-55 replace Twin bridges over Hickahala Creek and Relief bridges [Bridge #s 266.8 & 266.9]	11,056,229.22	56,204,248.45
107438 / 101000	State Projects	ENG	US 51 at Main Street	28,115.05	622,201.76
107438 / 201000	National Highway System(NI-	ROW	US 51 at Main Street	347,329.76	3,349,314.74
107438 / 201500	National Highway System(NI-	ROW	US 51 at Main Street	917,993.48	947,335.04
108279 / 301000	Safety	CON	Upgrade RR - Shands Bottom Road - Grenada RR (DOT # 297 619R)	164,794.15	165,160.08
108279 / 302000	State Projects	CON	Upgrade RR - Shands Bottom Road - Grenada RR (surface) (DOT # 297 619R)	32,900.00	32,900.00
108784 / 102000	State Projects	ENG	SR 4 from I-55 to the Marshall County Line	10,333.86	68,789.79
108841 / 701000	Surface Transportation Progr	CON	Northwest Mississippi Community College - Sidewalk construction along Northwest I	197,985.79	197,985.79
108841 / 799000	State Projects	CON	Northwest Mississippi Community College - Sidewalk construction along Northwest I	2,337.73	15,335.65
108880 / 101000	State Projects	ENG	Highway 51 from SR 740 to Main Street	541.35	6,222.98
108881 / 101000	State Projects	ENG	SR 4 from NWCC to I 55	14,404.79	24,909.63
108881 / 101100	Regular-ERBR 2	ENG	SR 4 from NWCC to I 55	51,743.52	51,743.52
108884 / 101000	State Projects	ENG	I-55 Coldwater River Bridge Replacement (272.9 A&B)	6,762.95	8,312.08
108884 / 101100	National Highway System(NI-	ENG	I-55 Coldwater River Bridge Replacement (272.9 A&B) Section 1 - PE	71,203.88	448,015.37
109188 / 799000	State Projects	ENG	Tate County BOS - Traffic Safety Projects at multiple locations throughout the county	160.98	337.91
109289 / 101000	State Projects	ENG	US 51 & Hwy 4/Wilson Dr/Quality Ln and at US 51 & Porter St.	32.76	32.76
<b>County Total</b>				<b>25,993,420.68</b>	
*****	Tippah	*****			
101631 / 1000	Vision 21	ENG	SR15 From Union cl to 1 mi N of SR4 @ Ripley	65,491.67	4,239,376.66
101631 / 201000	Vision 21	ROW	SR 15 from just north of the Union CL to 1 mile North of SR 4 @ Ripley	17,706.48	19,734,244.55
101632 / 101100	State Projects	ENG	SR15 frm 1 mile N of SR4 to N of Falkner	107,409.75	166,062.11
105628 / 420000	Special Projects(Demo)	ROW	South Tippah School District - Repair and construct sidewalks along Mill Street, Sou	4,180.93	40,058.15
105628 / 499000	State Projects	ROW	South Tippah School District - Repair and construct sidewalks along Mill Street, Sou	752.00	68,062.30
105628 / 799000	State Projects	ROW	South Tippah School District - Repair and construct sidewalks along Mill Street, Sou	16,704.46	191,031.72
105890 / 101000	State Projects	ENG	SR 2 from existing SR 15 to SR 15 Bypass	149,073.25	1,374,682.95
105890 / 102000	Surface Transportation Progr	ENG	SR 2 from existing SR 15 to SR 15 Bypass	155,227.57	922,067.04
105890 / 201000	Surface Transportation Progr	ROW	SR 2 from existing SR 15 to SR 15 Bypass	97,853.90	2,544,404.07
105890 / 201500	Surface Transportation Progr	ROW	SR 2 from existing SR 15 to SR 15 Bypass	96,010.15	96,010.15
107367 / 701000	Surface Transportation Progr	CON	Town of Walnut - Sidewalk Improvement - Construction of sidewalks starting at the V	59,601.60	246,040.53

MS DEPARTMENT OF TRANSPORTATION  
Construction Proj Expenditures by County  
For Fiscal Year: 2023

Project #	Program	Project Type	Project Description	Fiscal Year Expenditures	Total Expenditures
<b>Tippah</b>					
107367 / 799000	State Projects	CON	Town of Walnut - Sidewalk Improvement - Construction of sidewalks starting at the V	12,437.32	81,377.87
108893 / 301000	State Projects	CON	SR 15 From Beg 3-LN To End 3-LN	2,443,301.98	2,443,437.68
109090 / 101000	State Projects	ENG	SR 4 Bridge Replacement (#112.7)	13,910.63	15,243.45
109100 / 101000	State Projects	ENG	SR 354 Bridge Replacements (#1.0 & 1.5) & Bridge Repair (#1.2)	57,615.07	59,770.74
109332 / 799000	State Projects	CON	City of Ripley - Preliminary Feasibility Study for Tanglefoot Trail Rails-with-Trails Nort	2,455.57	2,455.57
<b>County Total</b>				<b>3,299,732.33</b>	
<b>Tishomingo</b>					
106092 / 101000	State Projects	ENG	SR 172 Bridge Replacement @ Little Yellow Creek & Ellington Branch [Bridge #s 0.9	2,575.92	1,473,345.13
106092 / 301000	Bridge	CON	SR 172 @ Little Yellow Creek & Ellington Branch [Bridge #s 0.9 & 2.3]	-5,302.26	6,463,608.60
106857 / 201500	Safety	ROW	SR 25 Low Cost Safety Improvements	4,076.74	300,318.39
106857 / 301000	Safety	CON	SR 25 Safety Improvements	3,061,454.20	7,381,005.64
107849 / 101000	State Projects	ENG	SR 25 BTW SR 4 and CR 23 (189.3)	139,158.83	674,197.51
107849 / 101100	State Projects	ENG	SR 25 BTW SR 4 and CR 23 (189.3)	192,254.24	192,254.24
107849 / 201000	Bridge	ROW	SR 25 BTW SR 4 and CR 23 (189.3)	179,760.44	486,458.03
107849 / 201500	Bridge	ROW	SR 25 BTW SR 4 and CR 23 (189.3)	6,975.00	6,975.00
108786 / 799000	State Projects	CON	Tishomingo County BOS - County Road 961 Bridge Replacement (#49 and #51)	21,059.40	44,420.33
108867 / 101000	State Projects	ENG	SR 25 over Tenn Tom Waterway (215.4)	24,301.57	50,269.03
108867 / 301000	Surface Transportation Progr	CON	SR 25 over Tenn Tom Waterway (215.4)	283,671.51	283,671.51
109017 / 799000	State Projects	CON	Town of Belmont - House Bill 1413 Awarded Project - Intersection Improvements at	591.32	2,513.84
109077 / 101000	State Projects	ENG	SR 172 Bridge Replacement (#3.8)	90,418.21	93,690.23
109077 / 101100	Surface Transportation Progr	ENG	SR 172 Bridge Replacement (#3.8)	12,564.74	12,564.74
109085 / 101000	State Projects	ENG	SR 25 Bridge Replacement (#198.8)	8,578.43	9,542.56
109099 / 101000	State Projects	ENG	SR 25 Bridge Replacement (#221.3)	722.73	3,197.10
<b>County Total</b>				<b>4,022,861.02</b>	
<b>Tunica</b>					
103330 / 203000	Vision 21	ROW	SR 3 FROM THE PANOLA CL TO JUST WEST OF THE TUNICA CL [BRIDGE #s 1	373.28	62,143.07
103330 / 303000	Vision 21	CON	SR 3 FROM THE PANOLA CL TO JUST WEST OF THE TUNICA CL [BRIDGE #s 1	24,602.65	2,261,855.59
108823 / 101000	Safety	ENG	US 61 at Hambrick Rd - Directional Median	186,869.86	228,563.23
109156 / 302000	State Projects	CON	Traffic Signal Improvements - District 2	456,402.80	456,402.80
109167 / 711000	Surface Transportation Progr	ENG	Town of Tunica - Sidewalk Improvements from Beatline Road to Peabody Avenue tra	4,862.00	4,862.00

MS DEPARTMENT OF TRANSPORTATION  
Construction Proj Expenditures by County  
For Fiscal Year: 2023

Requester: MATWOOD  
Report ID: DR000151

Page 51 of 58  
11/03/2023 11:02:43 am

Project #	Program	Project Type	Project Description	Fiscal Year Expenditures	Total Expenditures
*****	Tunica	*****			
109167 / 799000	State Projects	*****	Town of Tunica - Sidewalk Improvements from Beatline Road to Peabody Avenue tra	2,126.25	2,126.25
<b>County Total</b>				<b>675,236.84</b>	
*****	Union	*****			
102607 / 102000	Vision 21	ENG	SR 15 PONTOTOC CL TO KINGS CR S. OF NEW ALBANY	6,887.84	1,165,131.37
102607 / 202150	Vision 21	ROW	SR 15 Pontotoc CL to King's Creek South of New Albany	123,828.48	1,417,517.53
106088 / 101000	State Projects	ENG	SR 178 Bridge Replacement #55.3	115,685.18	664,648.39
106088 / 201500	Surface Transportation Progr	ROW	SR 178 Bridge Replacement #55.3	12,995.48	259,909.75
106088 / 301000	Bridge	CON	SR 178 [Bridge #55.3]	252,929.30	252,929.30
107742 / 101000	State Projects	ENG	SR 30 to intersect with CR 29 [Bridge # 17.7]	72,901.99	318,877.10
107742 / 201500	Bridge	ROW	SR 30 to intersect with CR 29 [Bridge # 17.7]	17,000.00	17,000.00
107742 / 301000	Bridge	CON	SR 30 to intersect with CR 29 [Bridge # 17.7]	241,404.39	241,404.39
107927 / 303000	Safety	CON	2019 Upgrade Railroad Crossings - BNSF/County Road 73	49,300.96	129,701.69
108931 / 301000	State Projects	CON	SR 9 FM SR 178 to SR 348	492,322.63	492,322.63
109026 / 302000	Safety	CON	MS 30 from MS 15 to the Prentiss County Line	816,142.30	816,142.30
109079 / 101000	State Projects	ENG	SR 178 Bridge Replacements (#71.2 & 72.0)	104,959.63	108,989.49
109079 / 101100	Surface Transportation Progr	ENG	SR 178 Bridge Replacements (#71.2 & 72.0)	66,464.64	66,464.64
109356 / 101000	State Projects	ENG	SR 348 over Kings Creek Bridge (#0.9)	821.87	821.87
<b>County Total</b>				<b>2,373,644.69</b>	
*****	Walthall	*****			
108131 / 702000	Special Projects(Demo)	CON	East Lexie Road over Magee Creek - SA74000000000002	278,397.18	1,665,369.87
108131 / 799002	State Projects	CON	East Lexie Road over Magee Creek - SA74000000000002	6,989.39	36,619.65
108366 / 301000	Pavement Rehabilitation	CON	US 98 From Industrial Park Rd East to Old Hwy 98 East	210,083.49	210,083.49
108373 / 9001	State Projects	ENG	US 98 From Pike CL East 5.7 Miles to Tylertown	5,422.54	21,959.32
108676 / 301000	State Projects	CON	SR 583 From US 98 to Sims Thornhill Rd	69,762.38	591,057.45
108676 / 302000	State Projects	CON	SR 27 From High School Dr to SR 48	36,105.83	233,254.89
108676 / 303000	State Projects	CON	SR 585 From Old Hwy 24 E to 1 Mi North	28,836.75	240,982.73
<b>County Total</b>				<b>635,597.56</b>	
*****	Warren	*****			
100350 / 106100	Surface Transportation Progr	ENG	SR 27 from Warrior Trail to US 80	38,931.81	198,725.97

MS DEPARTMENT OF TRANSPORTATION  
Construction Proj Expenditures by County  
For Fiscal Year: 2023

Project #	Program	Project Type	Project Description	Fiscal Year Expenditures	Total Expenditures
*****	Warren	*****			
100367 / 202000	State Projects	ROW	I-20 FROM MISS RIVER THRU VICKSBURG	5,600.00	12,537.51
102734 / 105120	Surface Transportation Progr	ENG	SR 27 from Hinds County Line to Warriors Trail	32,815.18	50,134.29
103878 / 101100	Surface Transportation Progr	ENG	I-20 at Flowers interchange	190,636.05	267,346.67
103878 / 102000	State Projects	ENG	I-20 at Flowers interchange - ENV	9,490.37	11,508.99
104299 / 1000	Special Projects(Demo)	ENG	I-20 S FRONTAGE RD EXTENSION TO US 80 [EARMARK MS 051]	214.32	758,313.09
104299 / 101000	Special Projects(Demo)	ENG	* I-20 SOUTH FRONTAGE ROAD EXTENSION TO US 80 [EARMARK MS 051 and	-22,788.63	890,488.33
104299 / 301000	Special Projects(Demo)	CON	I-20 South Frontage Rd Extension to US 80	2,154,863.43	20,020,648.65
106110 / 101000	State Projects	ENG	SR 465 Bridge Replacement # 15.7 & 2.6	26,747.81	639,330.37
106110 / 101100	Surface Transportation Progr	ENG	SR 465 Bridge Replacement # 15.7	51,245.63	108,326.98
106110 / 103000	State Projects	ENG	SR 465 Bridge Replacement # 2.6	3,064.47	9,063.80
106110 / 103100	Surface Transportation Progr	ENG	SR 465 Bridge Replacement # 2.6	13,935.47	16,994.93
107391 / 102000	State Projects	ENG	SR 27 [Bridge # 117.9]	3,228.24	9,025.46
107391 / 202000	Surface Transportation Progr	ROW	SR 27 over Big Black River (117.9)	193.05	44,180.85
107391 / 302000	Regular-ERBR 2	CON	SR 27 over Big Black River (117.9)	4,397,755.74	4,461,615.80
107391 / 302111	Surface Transportation Progr	CON	SR 27 over Big Black River (117.9)	3,747,615.84	3,747,615.84
107391 / 302999	State Projects	CON	SR 27 over Big Black River (117.9) (travel)	104,700.21	104,700.21
107986 / 701000	Surface Transportation Progr	CON	City of Vicksburg - Levee Street Improvement Project	142,480.70	551,465.58
107986 / 799000	State Projects	CON	City of Vicksburg - Levee Street Improvement Project	1,313.69	30,099.95
108092 / 101000	State Projects	ENG	US 61 near Blakely	162,080.55	366,401.44
108092 / 101100	Surface Transportation Progr	ENG	US 61 near Blakely	47.96	70,115.84
108100 / 701000	Safety	CON	Warren County BOS - Traffic Safety Projects at multiple locations throughout the col	10,522.00	10,522.00
108100 / 711000	Safety	ENG	Warren County BOS - Traffic Safety Project in multiple locations throughout the cour	3,248.96	101,718.90
108100 / 799000	State Projects	CON	Warren County BOS - Traffic Safety Projects at multiple locations throughout the col	551.82	551.82
108187 / 301000	Pavement Rehabilitation	CON	MS 822/Old US 80 From BOSM to East of SR 27 at Beechwood	2,253,684.43	2,253,684.43
108209 / 301000	Pavement Rehabilitation	CON	US 61 From North of Jeff Davis Rd to North of Hullum Rd	4,452,176.67	4,452,176.67
108397 / 101000	State Projects	ENG	I 20 over Clear Creek (#s 12.0A & 12.0B) Bank Stabilization	52,690.35	340,716.52
108397 / 101100	National Highway System(NI-	ENG	I 20 over Clear Creek (#s 12.0A & 12.0B) Bank Stabilization	3,962.91	154,680.17
108397 / 201000	National Highway System(NI-	ROW	I 20 over Clear Creek (#s 12.0A & 12.0B) Bank Stabilization	65,753.92	65,753.92
108489 / 701000	Emergency Relief	CON	Warren County Board of Supervisors - Emergency Slide Repair - Redwood Road apj	1,247,154.50	1,247,154.50
108489 / 711000	Emergency Relief	ENG	Redwood Rd approx 1.7 miles E of HWY 61	852.26	142,348.77
108489 / 799000	State Projects	CON	Redwood Rd approx 1.7 miles E of HWY 61	2,427.05	61,604.22
108494 / 701000	Emergency Relief	CON	Drainage Repairs at Ballground Road Site #4, Oakridge Roa Site #2, Oakridge Roac	63.76	63.76
108494 / 702000	Emergency Relief	CON	Ballground Rd Site 1	63.76	63.76

Project #	Program	Project Type	Project Description	Fiscal Year Expenditures	Total Expenditures
*****	Warren	*****			
108494 / 711000	Emergency Relief	ENG	Oak Ridge Rd approx 8.52 miles NE HWY 61; Tiffintown Road approx 3.54 miles N I	108,019.91	139,279.01
108494 / 799000	State Projects		Oak Ridge Rd approx 8.52 miles NE HWY 61	8,135.09	36,518.22
108503 / 301000	Surface Transportation Progr	CON	SR 3 - 3.35 miles north of US61/SR3 Interchange. Slide is affecting both lanes curre	1,094,251.96	1,094,251.96
108584 / 301000	Pavement Rehabilitation	CON	I-20 from 0.6 miles east of US 61 north to the Hinds County Line (striping and interc	4,562,078.79	4,562,078.79
108595 / 102000	Safety	ENG	Local Road Safety Plans (LRSP)	17,930.70	82,752.59
108620 / 303200	Surface Transportation Progr	CON	I-20 - Bearing replacements & joint sealing- (Bridge #s 17.3A and 17.3B)	132,671.79	412,642.84
108810 / 799000	State Projects		City of Vicksburg - Wheels on the Hills Cycling Route - 9.5 miles through the downto	2,244.06	2,651.88
108845 / 301000	National Highway System(NH-	CON	I-20 ramp EB to 20 EB over 80 WB (5.0)	370,675.34	371,757.56
108877 / 101000	State Projects	ENG	I-20 over Iowa Ave, Stouts Bayou, KCS RR (1.3B, 1.3C, 1.3A and 1.3D)	46,053.73	75,554.17
109171 / 102000	Surface Transportation Progr	ENG	I-20 Commissioner Dick Hall Hospitality Station	97,074.86	97,074.86
109172 / 102000	State Projects	ENG	I-20 over Big Black River & Reliefs (17.3A, 17.3B, 17.7A & 17.7B)	57,559.34	63,962.88
<b>County Total</b>				<b>25,654,019.85</b>	
*****	Washington	*****			
102134 / 101000	State Projects	ENG	US 82 Greenville Bypass from Mississippi River Bridge to Leland	1,164.99	84,352.78
102134 / 102000	National Highway System(NH-	ENG	US 82 Greenville Bypass from SR 1 to Leland [NOTE : P. E. IS 100340/1000 & 2I	94,174.68	879,996.28
102134 / 103000	National Highway System(NH-	ENG	US 82 Greenville Bypass from MS River Bridge to SR 1 [NOTE: P.E. # IS 10034I	405,064.73	633,656.91
102134 / 302000	National Highway System(NH-	CON	US 82 Greenville Bypass from SR 1 to Leland [NOTE : P. E. IS 100340/1000 & 2I	65,683,741.02	75,728,819.88
106109 / 101000	State Projects	ENG	SR 12 over Sunflower River (23.9)	120,999.74	889,628.36
106109 / 202000	Surface Transportation Progr	ROW	SR 12 over Sunflower River (23.9)	770.28	150,423.50
106718 / 101000	Bridge	ENG	Biannual Inspection of the US 82 Bridge	59,205.57	1,520,587.92
106718 / 105000	Bridge	ENG	2022 - US 82 Bridge Inspections & Approaches - Greenville	947,784.10	948,947.46
107498 / 701000	Surface Transportation Progr	CON	City of Hollandale - Sidewalk Improvements for West Avenue - installation of sidewal	15,799.99	87,702.20
107573 / 301000	Safety	CON	Upgrade all signalized intersections on US 82 and SR 1 in Greenville	1,519.65	5,841,775.77
107803 / 126000	State Projects	ENG	Prep of Cost/Benefit Analysis - US 82 Greenville Bypass - 2023	24,515.19	24,515.19
108174 / 301000	Safety	CON	Stoneville Road intersection improvements at Elizabeth Road, Old US 61 and US 61	60,215.37	603,864.01
108206 / 301000	Pavement Rehabilitation	CON	US 82 From 0.5 Mile East of US 61 to Sunflower CL	4,844,765.92	4,844,765.92
108213 / 301000	State Projects	CON	SR 1 From 0.43 Miles S of SR 438 to End 4-lane Near Dycus Rd	2,392.09	2,392.09
108285 / 301000	Surface Transportation Progr	CON	SR 438 over Canal 9 (#1.5)	1,005.09	561,052.20
108822 / 101000	National Highway System(NH-	ENG	US 82 over MS River Bridge	2,260.64	2,260.64
109113 / 799000	State Projects		Washington County BOS - The bridge intersects Bee Bayou near Tamburo Road	577.64	577.64
<b>County Total</b>				<b>72,265,956.69</b>	

Project #	Program	Project Type	Project Description	Fiscal Year Expenditures	Total Expenditures
<b>Wayne</b>					
*****		*****			
107249 / 201000	Safety	ROW	US 84, Reservoir Road, and SR 184, Magnolia Hill Road, Intersection Improvements	13.50	135,740.63
107249 / 201500	Safety	ROW	US 84, Reservoir Road, and SR 184, Magnolia Hill Road, Intersection Improvements	66,019.64	276,329.44
107249 / 301000	Safety	CON	US 84, Reservoir Road, and SR 184, Magnolia Hill Road, Intersection Improvements	1,466,318.76	5,539,490.67
108228 / 301000	Pavement Rehabilitation	CON	US 45 From SR 145 North 8 miles	5,733,615.63	6,593,462.62
108242 / 301000	Pavement Rehabilitation	CON	US 45 From Clarke CL South 9.1 Miles	7,627,085.41	7,627,085.41
109115 / 799000	State Projects	CON	Wayne County BOS - Buckatunna-Chicora-Clara Road between Old 45 Winchester I	10,982.58	13,724.41
109145 / 101000	Safety	ENG	US 45 at MS 184/Central Ave and US 45 at Landfill/Patton Creek Rd	236,622.63	236,622.63
<b>County Total</b>				<b>15,140,658.15</b>	
<b>Webster</b>					
*****		*****			
106976 / 101000	State Projects	ENG	SR 182 Bridge Replacement on White Creek Canal [Bridge # 122.1] & Little Black C	15,508.54	820,182.29
106976 / 101100	Surface Transportation Progr	ENG	SR 182 Bridge Replacement on White Creek Canal [Bridge # 122.1] & Little Black C	4,974.17	73,429.57
106976 / 201000	Surface Transportation Progr	ROW	SR 182 Bridge Replacement on White Creek Canal [Bridge # 122.1] & Little Blie	893.24	170,486.46
106976 / 201500	Surface Transportation Progr	ROW	SR 182 Bridge Replacement on White Creek Canal [Bridge # 122.1] & Little Blie	146,909.98	146,909.98
106976 / 301000	Bridge	CON	SR 182 on White Creek Canal [Bridge # 122.1] & Little Black Creek [Bridge #122.4]	1,068.50	1,068.50
108224 / 301000	State Projects	CON	US 82 From Montgomery CL To W of SR 182	6,924,132.54	6,924,132.54
108866 / 101000	State Projects	ENG	SR 403 over Big Black River (2.7)	1,503.16	32,887.28
108866 / 301000	Surface Transportation Progr	CON	SR 403 over Big Black River (2.7)	447,917.50	447,917.50
109088 / 101000	State Projects	ENG	SR 404 Bridge Replacement (#27.9)	7,264.17	7,264.17
109088 / 101100	Surface Transportation Progr	ENG	SR 404 Bridge Replacement (#27.9)	1,015.76	1,015.76
<b>County Total</b>				<b>7,551,187.56</b>	
<b>Wilkinson</b>					
*****		*****			
107176 / 301000	Bridge	CON	US 61 at Buffalo River [Bridge #s 17.7A and 17.7B]	112,512.88	1,970,955.26
107541 / 101000	State Projects	ENG	US 61 @ Junction SR 563 (SB Lane) and 0.3 miles North of Junction at Cold Spring	23,991.01	306,210.91
107541 / 101100	Surface Transportation Progr	ENG	US 61 @ Junction SR 563 (SB Lane) and 0.3 miles North of Junction at Cold Spring	79,926.79	375,772.69
107541 / 201000	Surface Transportation Progr	ROW	US 61 @ Junction SR 563 (SB Lane)	4,146.65	6,804.64
107541 / 301000	Surface Transportation Progr	CON	US 61 @ Junction SR 563 (SB Lane) (Site 1)	1,449.46	1,449.46
107541 / 302000	Surface Transportation Progr	CON	US 61 0.3 miles North of Junction at Cold Springs Road (Site 2)	796,579.36	796,579.36
108364 / 301000	Pavement Rehabilitation	CON	US 61 From Doloroso to Adams CL	189,836.18	890,051.83
108714 / 301000	State Projects	CON	SR 33 from LA State Line to SR 24	432,091.73	1,520,550.98
<b>County Total</b>				<b>1,640,534.06</b>	

MS DEPARTMENT OF TRANSPORTATION  
Construction Proj Expenditures by County

For Fiscal Year: 2023

Project #	Program	Project Type	Project Description	Fiscal Year Expenditures	Total Expenditures
<b>***** Winston</b>					
107930 / 301000	Pavement Rehabilitation	CON	SR 25 From 2 Mi S Of Calvery Rd To SR 15	12,243.52	4,506,918.85
107930 / 302000	Pavement Rehabilitation	CON	SR 15 From SR 25 S To 0.5 Mi N of SR 25 S	3,266.27	976,110.12
108218 / 101000	State Projects	ENG	SR 25 From Attala CL To 1.3 Mi N of Platsburg Road	271.72	449.22
108218 / 301000	Pavement Rehabilitation	CON	SR 25 from Attala CL To 1.3 Mi N of Platsburg Road	13,556,134.79	13,556,134.79
108218 / 302000	Pavement Rehabilitation	CON	SR 19 from Neshoba county line to Attala county line	1,561,831.98	1,561,831.98
108625 / 301000	Safety	CON	Upgrade RR - Cagle St. - Louisville - (KCS 304 540M)	170,994.38	170,994.38
108862 / 701000	Surface Transportation Progr	CON	City of Louisville - Safe Room Community Connector Sidewalk - Pedestrian Improve	4,113.12	4,113.12
108862 / 799000	State Projects		City of Louisville - Safe Room Community Connector Sidewalk	14,315.09	22,026.13
108869 / 101000	State Projects	ENG	SR 14 over Tallahaga Creek (129.6)	1,473.99	36,597.38
108869 / 301000	Surface Transportation Progr	CON	SR 14 over Tallahaga Creek (129.6)	793,644.62	793,644.62
<b>County Total</b>				<b>16,118,289.48</b>	
<b>***** Yalobusha</b>					
103332 / 101000	State Projects	ENG	US 51 Bridge Replacement at #224.7 Tillatoba Creek, 227.0 N. & 227.6 Tillatoba Cr	25,884.53	1,548,275.25
103332 / 101100	Surface Transportation Progr	ENG	US 51 Bridge Replacement at #224.7 Tillatoba Creek, 227.0 N. & 227.6 Tillatoba Cr	36,205.15	102,774.18
103332 / 201000	Surface Transportation Progr	ROW	US 51 Grenada CL to the Panola CL [Bridge #s 224.7, 227.0, 227.6 & 228.6]	6,900.12	216,195.61
103332 / 201500	Surface Transportation Progr	ROW	US 51 Grenada CL to the Panola CL [Bridge #s 224.7, 227.0, 227.6 & 228.6]	87,930.45	118,251.78
105338 / 102000	State Projects	ENG	US 51 Replace Bridge # 237.5	164,137.60	1,895,004.01
105338 / 102100	Surface Transportation Progr	ENG	US 51 Replace Bridge # 237.5	112,436.81	258,707.34
105338 / 202000	Surface Transportation Progr	ROW	US 51 REPLACE BRIDGE 237.5	127,977.65	127,977.65
106969 / 301000	Bridge	CON	SR 7 over Cypress Creek [Bridge # 85.9]	18,694.47	4,408,420.70
108126 / 701000	Emergency Relief	CON	County road 221 over Skuna River, approximately 0.5 miles south of County road 33	2,333,642.43	10,335,391.00
108126 / 799000	State Projects	CON	County road 221 over Skuna River, approximately 0.5 miles south of County road 33	8,000.90	53,050.24
108253 / 301000	Pavement Rehabilitation	CON	US 51 From Tillatoba to Panola CL	7,773,740.19	7,980,094.81
109063 / 103000	Safety	ENG	I-55 from Tillatoba Creek to the Panola county line	20,754.36	20,754.36
109101 / 101000	State Projects	ENG	SR 32 Bridge Replacement (# 74.2, 78.4, 83.6, & 85.0)	4,713.72	4,713.72
109102 / 101100	National Highway System(NH-	ENG	SR 7 Replace Bridges (#79.7)	1,015.76	1,015.76
<b>County Total</b>				<b>10,722,034.14</b>	
<b>***** Yazoo</b>					
107397 / 101000	State Projects	ENG	SR 16/SR 149 - Floodway Channel Yazoo River [Bridge # 211.1, 210.9 and 211.8]	102,660.53	236,771.28
107397 / 101100	Surface Transportation Progr	ENG	SR 16/SR 149 - Floodway Channel Yazoo River [Bridge # 211.1, 210.9 and 211.8]	400,305.54	662,434.85

MS DEPARTMENT OF TRANSPORTATION  
Construction Proj Expenditures by County

For Fiscal Year: 2023

Project #	Program	Project Type	Project Description	Fiscal Year Expenditures	Total Expenditures
*****	Yazoo	*****			
107397 / 201000	Bridge	ROW	SR 16/SR 149 - Floodway Channel Yazoo River [Bridge # 211.1, 210.9 and 211.8]	1,703.42	1,703.42
107795 / 701000	Surface Transportation Progr	CON	City of Yazoo City - Pedestrian Improvements along Martin Luther King Blvd and Fift	209.04	544,787.72
107954 / 301000	Pavement Rehabilitation	CON	Hwy 16 From US 49 To 0.8 Mi E of SR 433	3,698,471.33	3,926,876.08
108150 / 101000	State Projects	ENG	US 49 0.8 miles north of old Highway 49 to 1.2 miles south of Highway 16	16,691.75	20,038.13
108150 / 101100	National Highway System(NI-	ENG	US 49 0.8 miles north of old Highway 49 to 1.2 miles south of Highway 16	157,378.40	157,378.40
108391 / 102000	National Highway System(NI-	ENG	US 51 Bridge Replacements (# 139.4)	54,298.66	69,884.16
108456 / 301000	Emergency Relief	CON	SR 16 1.44 miles east of Hwy 49 - 307077-302000	-984.07	2,339,860.29
108503 / 302000	Surface Transportation Progr	CON	SR 3 - 0.1 north of the intersection of SR 433 and SR 3 (Box Culvert Repair)	152,566.73	152,566.73
108506 / 301000	Surface Transportation Progr	CON	Highway 3 approximately 10 miles South of Yazoo City and 3 miles North of Sataria	124,598.99	1,005,638.99
108622 / 701000	Emergency Relief	CON	Old Benton Road from Hwy 49 East 3.5 Miles to Hwy 16 - Yazoo County Board of Su	8,207.26	666,728.06
108669 / 301000	State Projects	CON	Hwy 433 From Hwy 3 to Hwy 49	51,525.12	2,467,309.08
108865 / 101000	State Projects	ENG	SR 16/SR 149 over SR 3 & Yazoo River (203.3)	29,814.90	69,822.99
109070 / 301000	State Projects	CON	SR 16/149 over Whittington Channel	127,864.45	630,223.02
109140 / 101000	State Projects	ENG	SR 3 over Creek (Bridge #21.2)	1,735.37	1,735.37
109193 / 799000	State Projects	ENG	Yazoo County BOS - HB 1413 - Old Highway 16	919.08	919.08
109195 / 101000	Safety	ENG	MS 3 at Willie Morris Parkway	136,708.50	136,708.50
109406 / 101000	State Projects	ENG	US 49 between Debbie Drive and 1000 feet north of Majestic Oaks Drive (2 sites)	447.74	447.74
<b>County Total</b>				<b>5,065,122.74</b>	
*****	Districtwide - District 1	*****			
107803 / 119000	State Projects	ENG	Prep of Cost/Benefit Analysis - SR 76 - 2022	2,867.39	18,579.12
107803 / 125000	State Projects	ENG	Prep of Cost/Benefit Analysis - SR 76 - 2023	20,370.72	20,370.72
108811 / 301000	Surface Transportation Progr	CON	District 1 Districtwide - Signs on US 72 and SR 15	82,071.41	515,381.25
108895 / 101000	State Projects	ENG	2022 District PE for Lottery projects - District 1	7,651.66	121,794.90
109245 / 101000	State Projects	ENG	2023 District PE for Lottery projects - District 1	64,007.06	64,007.06
<b>County Total</b>				<b>176,968.24</b>	
*****	Districtwide - District 2	*****			
107803 / 118000	State Projects	ENG	Prep of Cost/Benefit Analysis - SR 6 - 2022	2,867.39	18,579.12
107803 / 124000	State Projects	ENG	Prep of Cost/Benefit Analysis - SR 6 - 2023	20,867.58	20,867.58
108811 / 302000	Surface Transportation Progr	CON	US 278/SR6 Signage - District 2 Districtwide	483,523.68	606,532.66
108900 / 101000	Safety	ENG	District 2 Districtwide Intersection Improvement Project	139,463.00	264,808.15

MS DEPARTMENT OF TRANSPORTATION  
Construction Proj Expenditures by County  
For Fiscal Year: 2023

Requester: MATWOOD  
Report ID: DR000151

Page 57 of 58  
11/03/2023 11:02:43 am

Project #	Program	Project Type	Project Description	Fiscal Year Expenditures	Total Expenditures
<b>Districtwide - District 2</b>					
*****		*****			
108900 / 301000	Safety	CON	District 2 Districtwide Intersection Improvement Project	1,164,768.74	1,164,768.74
109061 / 301000	Safety	CON	Audible Strip D2 Districtwide	2,603,989.43	2,604,246.50
<b>County Total</b>					
				<b>4,415,479.82</b>	
<b>Districtwide - District 3</b>					
*****		*****			
107793 / 102000	Safety	ENG	District 3 Districtwide Intersection Improvement Project	-1,008.94	107,348.07
107793 / 301000	Safety	CON	District 3 Districtwide Intersection Improvement Project	3,033,029.34	3,033,029.34
108811 / 303000	Surface Transportation Progr	CON	District 3 Districtwide - Striping on multiple routes	238,380.64	1,329,042.23
<b>County Total</b>					
				<b>3,270,401.04</b>	
<b>Districtwide - District 5</b>					
*****		*****			
108806 / 101000	Safety	ENG	District 5 Districtwide Intersection Improvement Project	68,525.25	324,906.37
108806 / 301000	Safety	CON	District 5 Districtwide Intersection Improvement Project	948,710.73	948,710.73
108811 / 305000	Surface Transportation Progr	CON	District 5 Districtwide - Signing on multiple routes	120,778.52	120,778.52
109117 / 101000	State Projects	ENG	Districtwide Raised Pavement Markers	12,156.48	14,380.45
109117 / 301000	Pavement Rehabilitation	CON	Districtwide Raised Pavement Markers	438,538.70	438,538.70
109199 / 301000	Safety	CON	Audible Stripe DW - District 5 - audible edgeline and centerline installed along variou	1,862,665.31	1,862,665.31
109326 / 101000	State Projects	ENG	District 5 Audible Stripe - Audible Stripe for shoulder and centerline treatment at varic	418.81	418.81
<b>County Total</b>					
				<b>3,451,793.80</b>	
<b>Districtwide - District 6</b>					
*****		*****			
107803 / 127000	State Projects	ENG	Prep of Cost/Benefit Analysis - I-10 - Initial Financial Plan	25,099.10	25,099.10
108014 / 301000	Safety	CON	District 6 Districtwide Intersection Improvement Project	2,764,792.11	3,036,206.13
108048 / 101000	Safety	ENG	Coastal County Local Road Safety Plan	26,811.91	178,933.36
108811 / 306000	Surface Transportation Progr	CON	District 6 Districtwide - Striping on multiple routes	387,195.00	1,771,229.35
108895 / 106000	State Projects	ENG	2022 District PE for Lottery projects - District 6	19,240.45	79,372.52
109216 / 101000	State Projects	ENG	District 6 Pavement Markings - includes Audible Stripe for shoulder treatment at vari	6,163.31	6,163.31
109216 / 301000	Safety	CON	District 6 Pavement Markings - includes Audible Stripe for shoulder treatment at vari	1,173,348.00	1,173,348.00
109287 / 106000	State Projects	ENG	Signing Horizontal Curves on the 2-lane routes in District 6	11,115.16	11,115.16
109325 / 101000	State Projects	ENG	Audible Stripe -D6 - for shoulder treatment at various locations due to a high instanc	2,391.30	2,391.30
<b>County Total</b>					
				<b>4,416,156.34</b>	

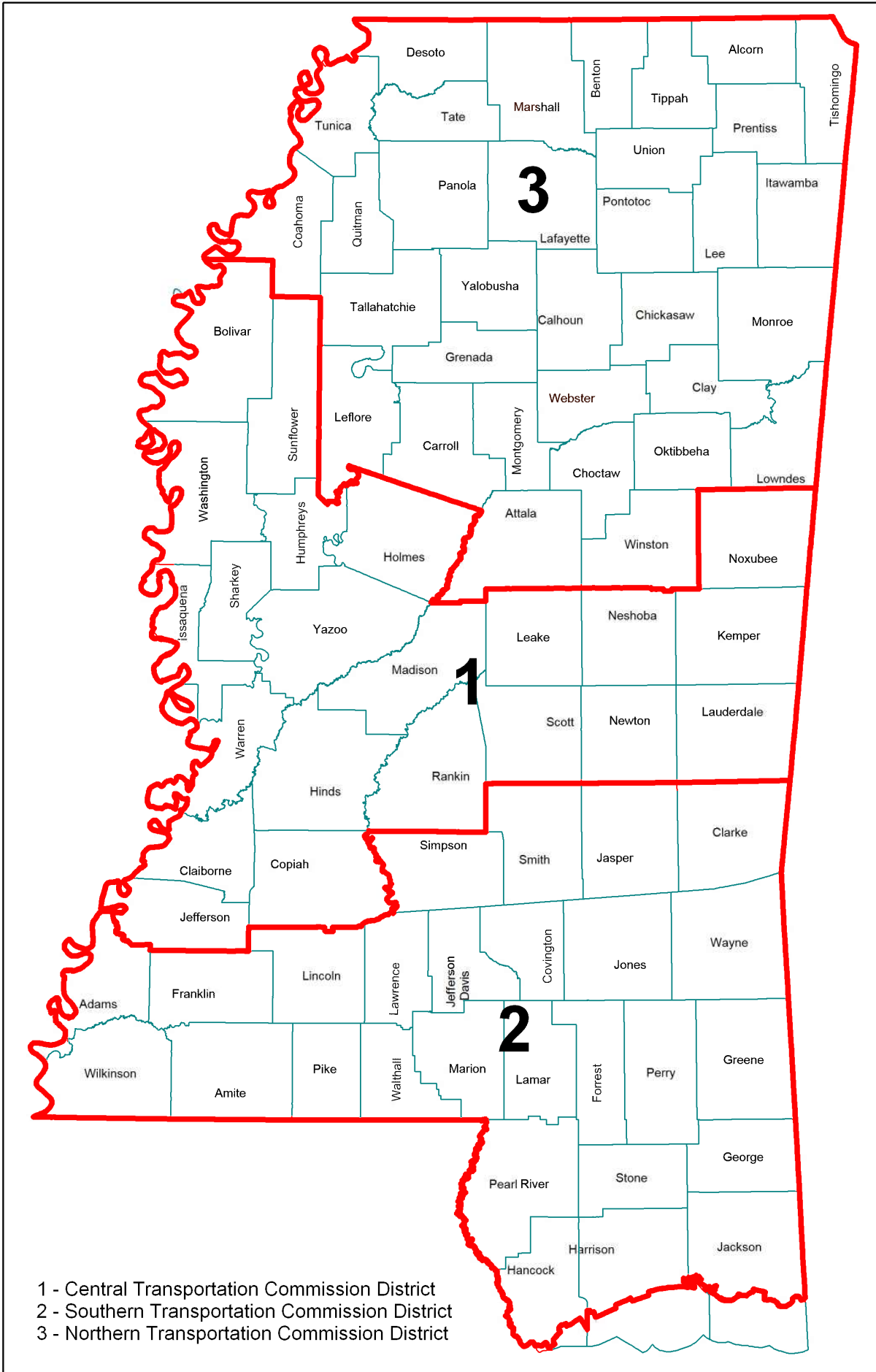
For Fiscal Year: 2023

Project #	Program	Project Type	Project Description	Fiscal Year Expenditures	Total Expenditures
*****	<b>Districtwide - District 7</b>	*****			
108777 / 307000	Surface Transportation Progr	CON	Bridge Preventative Maintenance 2022 - D7	534,977.59	534,977.59
108811 / 307000	Surface Transportation Progr	CON	District 7 Districtwide - Signing on multiple routes	334,628.75	334,628.75
108895 / 107000	State Projects	ENG	2022 District PE for Lottery projects - District 7	20,366.54	136,853.50
109245 / 107000	State Projects	ENG	2023 District PE for Lottery projects - District 7	122,139.78	122,139.78
109287 / 107000	State Projects	ENG	Signing Horizontal Curves on the 2-lane routes in District 7	17,239.84	17,239.84
109314 / 101000	Safety	ENG	Low Cost Intersection Safety Improve - D7 - approx. 91 intersections	602.54	602.54
<b>County Total</b>				<b>1,029,955.04</b>	
<b>Report Totals</b>				<b>883,175,781.72</b>	



MDOT CONTRACT  
ADMINISTRATION DIVISION

**SUMMARY OF  
CONTRACTS LET  
AND BIDS  
RECEIVED**



- 1 - Central Transportation Commission District
- 2 - Southern Transportation Commission District
- 3 - Northern Transportation Commission District

## Table of Contents

<b>Commission District I.....</b>	<b>2</b>
<b>Total Commission District I.....</b>	<b>14</b>
<b>Commission District II .....</b>	<b>15</b>
<b>Total Commission District II .....</b>	<b>23</b>
<b>Commission District III.....</b>	<b>24</b>
<b>Total Commission District III.....</b>	<b>34</b>
<b>Statewide Projects.....</b>	<b>35</b>
<b>Total Awarded Statewide Projects.....</b>	<b>35</b>
<b>FY 2023 TOTALS .....</b>	<b>35</b>

<b>Commission District I</b>
------------------------------

**June 28, 2022 Letting****STP-0072-01(011) / 108503301 & 108503302 Warren & Yazoo**

Slide Repair on SR 3 approximately 3.35 miles north of US 61 and Box Culvert Repair on SR 3  
approximately 0.1 mile north of SR 433

1 Hemphill Construction Company, Inc. - Florence, MS	\$ 1,316,778.50	Awarded
2 Dozer, LLC - Natchez, MS	\$ 1,395,033.00	
3 Joe McGee Construction Company, Inc. - Lake, MS	\$ 1,455,308.25	
4 Century Construction Group, Inc. - Tupelo, MS	\$ 1,559,438.50	
5 G. Rayborn Contracting, LLC - Natchez, MS	\$ 1,878,740.00	

STATE ESTIMATE

\$ 1,208,696.00

OVER STATE ESTIMATE

8.94%

**NHPP-0472-00(021) / 108871301 Newton**

Bridge Repair on US 80 over the Chunky River (Bridge No. 122.5)

1 Gibson & Associates, Inc. - Balch Springs, TX	\$ 164,822.00	Awarded
2 Century Construction Group, Inc. - Tupelo, MS	\$ 176,822.00	
3 Key, LLC - Madison, MS	\$ 227,039.50	
4 Southern Road & Bridge, LLC - Tarpon Springs, FL	\$ 397,635.00	

STATE ESTIMATE

\$ 158,708.90

OVER STATE ESTIMATE

3.85%

**STBG-9999-05(378) / 107997301 Hinds**

Slide Repairs along I-20 and I-220

1 Joe McGee Construction Company, Inc. - Lake, MS	\$ 954,692.70	Awarded
2 Hemphill Construction Company, Inc. - Florence, MS	\$ 1,062,623.10	
3 Dozer, LLC - Natchez, MS	\$ 1,144,280.00	
4 G. Rayborn Contracting, LLC - Natchez, MS	\$ 1,220,600.00	
5 Key, LLC - Madison, MS	\$ 1,622,805.00	

STATE ESTIMATE

\$ 1,059,670.25

UNDER STATE ESTIMATE

9.91%

**SP-0307-00(011) / 108932301 Claiborne**

Level & Overlay approximately 5 miles of SR 548 from the BOSM at Hermanville to the Copiah CL

1 Dickerson & Bowen, Inc. - Brookhaven, MS	\$ 2,820,808.40	Awarded
2 APAC - Mississippi, Inc. - Richland, MS	\$ 3,155,724.92	

STATE ESTIMATE

\$ 2,726,019.00

OVER STATE ESTIMATE

3.48%

**MP-3000-00(155) / 307924301 District 3**

Installation of Raised Pavement Markers on various routes throughout the District

1 Akca, LLC - Plant City, FL	\$ 283,211.25	Awarded
2 Sunbelt Sealing, Inc. - Jackson, MS	\$ 610,388.70	

<b>STATE ESTIMATE</b>	<b>\$ 350,253.50</b>
<b>UNDER STATE ESTIMATE</b>	<b>19.14%</b>

**MP-3051-15(015) / 307496301 & MP-3844-15(002) / 307496302 Copiah**

Overlay approximately 7 miles of US 51 from north of SR 28 to north of South Pat Harrison Drive and approximately 0.2 miles of SR 844 from east of I-55 to US 51

1 Dickerson & Bowen, Inc. - Brookhaven, MS	\$ 2,593,912.76	Awarded
2 APAC - Mississippi, Inc. - Richland, MS	\$ 2,817,155.91	

<b>STATE ESTIMATE</b>	<b>\$ 2,458,231.00</b>
<b>OVER STATE ESTIMATE</b>	<b>5.52%</b>

**SP-9999-09(335) / 1091563030 & 1091563031 Bolivar & Sunflower**

Traffic Signal Improvements along US 61 and US 82

1 Lewis Electric, Inc. - Flowood, MS	\$ 433,300.00	Awarded
2 Powell Construction Services, Inc. - Gulfport, MS	\$ 473,063.75	
3 Desoto County Electric, Inc. - Horn Lake, MS	\$ 605,406.25	

<b>STATE ESTIMATE</b>	<b>\$ 483,855.00</b>
<b>UNDER STATE ESTIMATE</b>	<b>10.45%</b>

**July 7, 2022 ER Letting**

**SP-0008-04(076) / 109190301 Holmes**

Debris Removal & Embankment Stabilization on US 49 East over Techeva Creek (Bridge No. 213.2)

1 Century Construction Group, Inc. - Tupelo, MS	\$ 725,460.00	Awarded
2 Wilco, Inc. - Madison, MS	\$ 731,560.00	
3 Dozer, LLC - Natchez, MS	\$ 937,830.00	
4 Joe McGee Construction Company, Inc. - Lake, MS	\$ 1,180,660.00	

<b>STATE ESTIMATE</b>	<b>\$ 777,210.00</b>
<b>UNDER STATE ESTIMATE</b>	<b>6.66%</b>

**July 27, 2022 Letting**

**NHPP-0020-01(265) / 108870301 Rankin**

Bridge Preservation on I-20 Ramp over Kansas City Southern Railroad / County Road 47.4 (Bridge No. 26)

1 Key, LLC - Madison, MS	\$ 280,753.50	Awarded
2 Gibson & Associates, Inc. - Balch Springs, TX	\$ 331,740.00	
3 Century Construction Group, Inc. - Tupelo, MS	\$ 425,501.00	
4 Southern Road & Bridge, LLC - Tarpon Springs, FL	\$ 1,029,880.00	

<b>STATE ESTIMATE</b>	<b>\$ 490,564.00</b>
<b>UNDER STATE ESTIMATE</b>	<b>42.77%</b>

**IM-0055-01(120) / 108586301 Copiah**

Shoulder Rehabilitation and Placement of Stripe on approximately 4 miles of I-55 from the beginning of the concrete section south of SR 27 to the Hinds County Line

1 Dickerson & Bowen, Inc. - Brookhaven, MS	\$ 3,447,262.82	Awarded
2 APAC - Mississippi, Inc. - Richland, MS	\$ 3,686,441.78	
3 Superior Asphalt, Inc. - Byram, MS	\$ 4,244,015.00	

<b>STATE ESTIMATE</b>	<b>\$ 3,768,685.00</b>
<b>UNDER STATE ESTIMATE</b>	<b>8.53%</b>

**SP-0024-02(035) / 108997301 Madison**

Mill & Overlay approximately 3 miles of SR 22 from the Beginning of the 5-Lane Section to US 51

1 AJ Construction, Inc. - Pearl, MS	\$ 3,840,971.36	Awarded
2 Superior Asphalt, Inc. - Byram, MS	\$ 4,208,378.70	
3 APAC - Mississippi, Inc. - Richland, MS	\$ 4,326,628.87	
4 Dickerson & Bowen, Inc. - Brookhaven, MS	\$ 4,343,888.25	

<b>STATE ESTIMATE</b>	<b>\$ 3,648,835.30</b>
<b>OVER STATE ESTIMATE</b>	<b>5.27%</b>

**August 23, 2022 Letting**

**ER-0020-02(098) / 108483301, ER-0020-02(097) / 108484301, ER-0020-02(096) / 108485301, &**

**STP-0020-02(100) / 108515301 Newton & Scott**

Slide Repairs at various locations along I-20

1 Joe McGee Construction Company, Inc. - Lake, MS	\$ 1,329,421.00	Awarded
2 Dozer, LLC - Natchez, MS	\$ 1,907,755.00	

<b>STATE ESTIMATE</b>	<b>\$ 1,229,517.00</b>
<b>OVER STATE ESTIMATE</b>	<b>8.13%</b>

**September 27, 2022 ER Letting**

**STBG-0055-02(270) / 109127301 Hinds**

Emergency Pipe Repair on I-20/I-55 Westbound between State Street and the Pearl River Bridge

1 Sunbelt Sealing, Inc. - Jackson, MS \$ 455,488.00 Awarded

<b>STATE ESTIMATE</b>	<b>\$</b>	<b>522,920.00</b>
<b>UNDER STATE ESTIMATE</b>		<b>12.90%</b>

**September 28, 2022**

**ER-0008-03(060) / 108474301 & ER-0054-02(031) / 108476301 Hinds**

Slide Repairs on US 49 Southbound south of Cynthia Road and on SR 27 Northbound approximately 0.3 miles south of SR 18

1 Simmons Erosion Control, Inc. - Lake, MS \$ 273,905.25 Awarded  
 2 Joe McGee Construction Company, Inc. - Lake, MS \$ 360,869.45

<b>STATE ESTIMATE</b>	<b>\$</b>	<b>436,656.95</b>
<b>UNDER STATE ESTIMATE</b>		<b>37.27%</b>

**NHPP-0020-01(263) / 108848301 Rankin**

Bridge Preservation on I-20 over US 80 (Bridge Nos. 60.1A & 60.1B)

1 Gibson & Associates, Inc. - Balch Springs, TX \$ 1,765,021.00 Awarded  
 2 Key, LLC - Madison, MS \$ 2,323,238.80  
 3 American Contracting & Services, Inc. - Jeffersonville, IN \$ 2,731,958.50

<b>STATE ESTIMATE</b>	<b>\$</b>	<b>2,400,384.67</b>
<b>UNDER STATE ESTIMATE</b>		<b>26.47%</b>

**HSIP-0022-02(073) / 109143301 Neshoba**

Mill & Overlay approximately 8 miles of SR 15 from north of CR 561 to the Winston County Line

1 Dickerson & Bowen, Inc. - Brookhaven, MS \$ 6,116,660.34 Awarded

<b>STATE ESTIMATE</b>	<b>\$</b>	<b>6,431,084.95</b>
<b>UNDER STATE ESTIMATE</b>		<b>4.89%</b>

**ER-0056-01(109) / 108477301, STBG-9999-05(380) / 107999301, STBG-9999-05(375) / 108002301 & ER-0056-01(108) / 108480301 Leake & Scott**

Slide Repairs at various locations along SR 25

1 Joe McGee Construction Company, Inc. - Lake, MS \$ 1,080,779.60 Awarded

<b>STATE ESTIMATE</b>	<b>\$</b>	<b>1,288,032.95</b>
<b>UNDER STATE ESTIMATE</b>		<b>16.09%</b>

**ER-0322-00(016) / 108486301 & ER-0020-02(099) / 108482301 Scott**

Slide Repairs on SR 13 Northbound approximately 500 feet north of SR 481 & on I-20 Eastbound east of milepost 81 approximately 1 mile east of SR 481

<u>1 Joe McGee Construction Company, Inc. - Lake, MS</u>	<u>\$ 982,432.35</u>	Awarded
--	----------------------	---------

STATE ESTIMATE	<b>\$ 844,026.60</b>	
OVER STATE ESTIMATE	<b>16.40%</b>	

**STBG-1679-00(001) / 108843301 Noxubee**

Bridge Preservation on SR 145 over Horse Hunters Creek (Bridge No. 135.9)

<u>1 Century Construction Group, Inc. - Tupelo, MS</u>	<u>\$ 645,825.25</u>	Awarded
<u>2 Phillips Contracting Co., Inc. - Columbus, MS</u>	<u>\$ 766,433.00</u>	
<u>3 Gibson &amp; Associates, Inc. - Balch Springs, TX</u>	<u>\$ 888,315.00</u>	
<u>4 Key, LLC - Madison, MS</u>	<u>\$ 940,036.00</u>	
<u>5 Southern Road &amp; Bridge, LLC - Tarpon Springs, FL</u>	<u>\$ 971,624.00</u>	
<u>6 Abhe &amp; Svoboda, Inc. - Jordan, MN</u>	<u>\$ 1,087,260.00</u>	

STATE ESTIMATE	<b>\$ 646,879.75</b>	
UNDER STATE ESTIMATE	<b>0.16%</b>	

**HSIP-2904-00(019) / 109165301 & 109165302 Rankin & Scott**

Placement of Audible Stripe on approximately 17 miles of US 80 from Paige McDill Road to Fountain Drive

<u>1 Traffic Control Products Company, Inc. - Pearl, MS</u>	<u>\$ 577,745.75</u>	Awarded
<u>2 Lane Line, LLC - Flowood, MS</u>	<u>\$ 599,984.00</u>	

STATE ESTIMATE	<b>\$ 586,344.50</b>	
UNDER STATE ESTIMATE	<b>1.47%</b>	

**HSIP-9999-05(400) / 108806301 District 5**

Intersection Improvements on various routes throughout the District

<u>1 Atwood Fence Company, Inc. - Kosciusko, MS</u>	<u>\$ 4,466,455.30</u>	Awarded
---	------------------------	---------

STATE ESTIMATE	<b>\$ 5,871,459.70</b>	
UNDER STATE ESTIMATE	<b>23.93%</b>	

**STBG-9999-05(403) / 108811305 District 5**

Sign Replacement on various routes throughout the District

<u>1 Atwood Fence Company, Inc. - Kosciusko, MS</u>	<u>\$ 193,481.00</u>	Awarded
<u>2 Superior Traffic Control, LLC - Christiana, TN</u>	<u>\$ 198,847.75</u>	

STATE ESTIMATE	<b>\$ 178,240.25</b>	
OVER STATE ESTIMATE	<b>8.55%</b>	

**HSIP-9999-05(409) / 109199301 District 5**

Placement of Audible Stripe and Raised Pavement Markers on various routes throughout District

1 Lane Line, LLC - Flowood, MS	\$ 2,639,120.00	Awarded
2 Traffic Control Products Company, Inc. - Pearl, MS	\$ 2,777,970.50	

<b>STATE ESTIMATE</b>	<b>\$ 3,042,767.75</b>
<b>UNDER STATE ESTIMATE</b>	<b>13.27%</b>

**MP-3028-32(007) / 307497301 Jefferson**

Overlay approximately 12 miles of SR 28 from SR 33 to 2.4 miles east of Dennis Cross Road

1 APAC - Mississippi, Inc. - Richland, MS	\$ 4,655,505.00	Awarded
---	-----------------	---------

<b>STATE ESTIMATE</b>	<b>\$ 4,258,471.00</b>
<b>OVER STATE ESTIMATE</b>	<b>9.32%</b>

**October 5, 2022 Special Letting**

**STBG-9999-05(382) / 108001302, STBG-9999-05(384) / 108001303, STBG-9999-05(383) / 108002302 & ER-0055-02(262) / 108475301 Rankin, Scott & Hinds**

Slide Repairs at various locations along I-20 & I-55

1 Joe McGee Construction Company, Inc. - Lake, MS	\$ 1,196,512.75	Awarded
---	-----------------	---------

<b>STATE ESTIMATE</b>	<b>\$ 1,284,130.20</b>
<b>UNDER STATE ESTIMATE</b>	<b>6.82%</b>

**October 25, 2022 Letting**

**HSIP-0020-01(267) / 108883301 & HSIP-0055-02(265) / 108883302 Hinds & Madison**

Installation of Cable Barrier along I-20 from the Natchez Trace Parkway to Robinson Road and along I-55 from SR 463 to the Big Black River

1 Simmons Erosion Control, Inc. - Lake, MS	\$ 5,554,303.25	Awarded
--	-----------------	---------

<b>STATE ESTIMATE</b>	<b>\$ 4,316,683.90</b>
<b>OVER STATE ESTIMATE</b>	<b>28.67%</b>

**NHPP-0059-03(101) / 109198301 Lauderdale**

I-20 / I-59 Sign Truss Replacement near Exit 153

1 Atwood Fence Company, Inc. - Kosciusko, MS	\$ 199,658.00	Awarded
2 Superior Traffic Control, LLC - Christiana, TN	\$ 251,464.38	

<b>STATE ESTIMATE</b>	<b>\$ 390,511.60</b>
<b>UNDER STATE ESTIMATE</b>	<b>48.87%</b>

**October 31, 2022 Special Letting**

**HSIP-0074-01(011) / 108882301 Lauderdale**

Safety Improvements along SR 39 from Dale Drive to North Hills Street

1 Phillips Contracting Co., Inc. - Columbus, MS \$ 6,155,050.47 Awarded

<b>STATE ESTIMATE</b>	<b>\$ 6,290,139.10</b>	
<b>UNDER STATE ESTIMATE</b>		<b>2.15%</b>

**MP-3434-63(002) / 307499301 Sharkey**

Overlay approximately 4 miles of SR 434 From US 61 to the EOSM in Delta City

1 APAC - Mississippi, Inc. - Richland, MS \$ 2,344,498.00 Awarded

<b>STATE ESTIMATE</b>	<b>\$ 2,135,833.75</b>	
<b>OVER STATE ESTIMATE</b>		<b>9.77</b>

**November 22, 2022 Letting**

**NHPP-0020-01(273) / 109185301 Rankin**

Bridge Preservation on I-20 over Noblin Bridge Road (Bridge No. 72.3A)

1 Gibson & Associates, Inc. - Balch Springs, TX \$ 359,073.00 Awarded

2 Joe McGee Construction Company, Inc. - Lake, MS \$ 395,839.90

3 Key, LLC - Madison, MS \$ 421,614.50

<b>STATE ESTIMATE</b>	<b>\$ 470,881.50</b>	
<b>UNDER STATE ESTIMATE</b>		<b>23.74%</b>

**STBG-0055-02(263) / 107569304 Hinds**

Jetty Repair on I-20 / I-55 over the Pearl River (Bridge Nos. 46.4A & B)

1 Wilco, Inc. - Madison, MS \$ 1,574,115.00 Awarded

2 Hemphill Construction Company, Inc. - Florence, MS \$ 1,876,436.00

3 Riverside Construction Company, Inc. - Vicksburg, MS \$ 1,877,695.35

4 Malouf Construction, LLC - Greenville, MS \$ 2,017,791.35

5 Key, LLC - Madison, MS \$ 2,669,778.50

6 Joe McGee Construction Company, Inc. - Lake, MS \$ 3,902,953.90

<b>STATE ESTIMATE</b>	<b>\$ 1,858,846.20</b>	
<b>UNDER STATE ESTIMATE</b>		<b>15.32%</b>

**MP-3432-82(006) / 307923301 Yazoo**

Overlay approximately 3 miles of SR 432 from east of I-55 to US 51

1 APAC - Mississippi, Inc. - Richland, MS \$ 1,369,822.22 Awarded

<b>STATE ESTIMATE</b>	<b>\$ 1,332,770.00</b>
<b>OVER STATE ESTIMATE</b>	<b>2.78%</b>

**MP-5015-50(010) / 307911301 Neshoba**

Mill & Overlay approximately 2 miles of SR 15 from 0.60 miles south of the SR 21 / SR 15 Intersection to 0.5 miles north of the SR 15 / SR 16 Intersection, approximately 0.15 miles of SR 885 (SR 15 / SR 16 Connector Road), and the CR 383 Intersection located approximately 0.75 miles north of the EOP

1 Dickerson & Bowen, Inc. - Brookhaven, MS \$ 4,285,979.05 Awarded

<b>STATE ESTIMATE</b>	<b>\$ 4,073,615.05</b>
<b>OVER STATE ESTIMATE</b>	<b>5.21%</b>

**MP-5043-61(011) / 307913301 Rankin**

Mill & Overlay approximately 3 miles of SR 43 from south of I-20 to Pelahatchie

1 APAC - Mississippi, Inc. - Richland, MS \$ 2,943,467.50 Awarded

<b>STATE ESTIMATE</b>	<b>\$ 2,713,199.60</b>
<b>OVER STATE ESTIMATE</b>	<b>8.49%</b>

**December 2, 2022 ER Letting**

**SP-1681-01(001) / 109315301 Madison**

Emergency Bridge Repair on US 51 over Loves Creek (Bridge No. 136.4)

1 Century Construction Group, Inc. - Tupelo, MS \$ 198,642.00 Awarded

2 Gibson & Associates, Inc. - Balch Springs, TX \$ 247,222.00

3 Key, LLC - Madison, MS \$ 260,721.00

<b>STATE ESTIMATE</b>	<b>\$ 337,745.65</b>
<b>UNDER STATE ESTIMATE</b>	<b>41.19%</b>

**January 25, 2023 Letting**

**NHPP-0009-03(070) / 109231301 Bolivar**

Mill & Overlay approximately 5 miles of US 61 from Boyle to the end of the 5-Lane Section

1 APAC - Mississippi, Inc. - Richland, MS \$ 5,392,673.50 Awarded

<b>STATE ESTIMATE</b>	<b>\$ 5,069,422.10</b>
<b>OVER STATE ESTIMATE</b>	<b>6.38%</b>

**STBG-0022-02(071) / 108899301 Newton**

Traffic Signal Installation at the intersection of SR 15 and Broad Street

1 Webster Electric Co., LLC - Collinsville, MS	\$ 198,577.30	Awarded
2 Powell Construction Services, Inc. - Gulfport, MS	\$ 215,567.00	
3 Lewis Electric, Inc. - Flowood, MS	\$ 222,209.00	

<b>STATE ESTIMATE</b>	<b>\$ 210,622.20</b>
<b>UNDER STATE ESTIMATE</b>	<b>5.72%</b>

**STBG-0024-04(027) / 108678301 Neshoba**

Mill & Overlay approximately 10 miles of SR 16 from East of Philadelphia to the Kemper County Line

1 APAC - Mississippi, Inc. - Richland, MS	\$ 5,448,385.70	Awarded
2 Dickerson & Bowen, Inc. - Brookhaven, MS	\$ 5,986,791.25	

<b>STATE ESTIMATE</b>	<b>\$ 5,430,102.80</b>
<b>OVER STATE ESTIMATE</b>	<b>0.34%</b>

**BR-0039-02(047) / 106979301 Rankin**

Bridge Replacement on SR 18 over Dabbs Creek (Bridge No. 83.4)

1 Ste-Bil Grading Inc. - Waterford, MS	\$ 2,955,847.50	Awarded
2 Hemphill Construction Company, Inc. - Florence, MS	\$ 2,982,479.90	
3 Key, LLC - Madison, MS	\$ 3,340,114.80	
4 Cotton Creek Transport, Inc. - Laurel, MS	\$ 3,398,307.60	
5 Joe McGee Construction Company, Inc. - Lake, MS	\$ 3,479,673.40	

<b>STATE ESTIMATE</b>	<b>\$ 3,454,329.30</b>
<b>UNDER STATE ESTIMATE</b>	<b>14.43%</b>

**STP-9658-00(005) / 108187301 Warren**

Mill & Overlay approximately 1.4 miles of SR 822 (Old US 80) from the BOSM to East of SR 27 at Beechwood

1 APAC - Mississippi, Inc. - Richland, MS	\$ 2,291,400.00	Awarded
---	-----------------	---------

<b>STATE ESTIMATE</b>	<b>\$ 2,106,938.50</b>
<b>OVER STATE ESTIMATE</b>	<b>8.75%</b>

**January 27, 2023 ER Letting**

**STBG-0008-04(079) / 109331301 Holmes**

Emergency Slide Repair at Bee Lake from 0.7 miles south of Thornton-Tolarsville Road to 0.2 miles south of Thornton-Tolarsville Road

1	Hemphill Construction Company, Inc. - Florence, MS	\$	759,222.50	Awarded
2	Key, LLC - Madison, MS	\$	780,730.00	
3	Dozer, LLC - Natchez, MS	\$	919,590.00	
4	McBride Co, LLC - Batesville, MS	\$	968,760.00	
5	Century Construction Group, Inc. - Tupelo, MS	\$	997,960.00	
6	Talbot Bros Contr Co, Inc & Talbot Bros Grading Co, Inc, AJV - Nesbit, MS	\$	1,019,145.90	
7	Riverside Construction Company, Inc. - Vicksburg, MS	\$	1,026,522.50	
8	Phillips Contracting Co., Inc. - Columbus, MS	\$	1,053,660.00	
9	Joe McGee Construction Company, Inc. - Lake, MS	\$	1,122,857.50	

<b>STATE ESTIMATE</b>	<b>\$</b>	<b>983,890.00</b>
<b>UNDER STATE ESTIMATE</b>		<b>22.83%</b>

**February 28, 2023**

**STBG-9999-05(394) / 1087773050 & 1087773051 Kemper & Lauderdale**

Bridge Preventive Maintenance on US 45 over Porterville Road / KCS Railroad (Bridge Nos. 103.8A & 103.8B) & on I-59 over Toomsaba Creek (Bridge No. 164.6B)

1	Key, LLC - Madison, MS	\$	484,664.80	Awarded
2	Century Construction Group, Inc. - Tupelo, MS	\$	492,753.00	
3	Gibson & Associates, Inc. - Balch Springs, TX	\$	686,488.00	
4	Southern Road & Bridge, LLC - Tarpon Springs, FL	\$	868,602.00	

<b>STATE ESTIMATE</b>	<b>\$</b>	<b>646,677.65</b>
<b>UNDER STATE ESTIMATE</b>		<b>25.05%</b>

**March 28, 2023 Letting**

**SP-0043-01(037) / 108213301 Washington**

Mill & Overlay approximately 3.4 miles of SR 1 from 0.43 miles south of SR 438 to the end of the 4-lane Section near Dycus Road

1	APAC - Mississippi, Inc. - Richland, MS	\$	4,998,338.05	Awarded
---	---	----	--------------	---------

<b>STATE ESTIMATE</b>	<b>\$</b>	<b>4,637,239.75</b>
<b>OVER STATE ESTIMATE</b>		<b>7.79%</b>

**April 25, 2023 Letting**

**STBG-0024-02(033) / 108681301 & MP-5043-45(011) / 308301301 Madison**

Mill & Overlay approximately 11 miles of SR 16 from SR 43 to Farmhaven and Remove & Replace asphalt on SR 43 at the intersection of SR 16

1 APAC - Mississippi, Inc. - Richland, MS	\$ 4,717,425.82	Awarded
2 A J Construction, Inc. - Flowood, MS	\$ 5,685,060.76	

<b>STATE ESTIMATE</b>	<b>\$ 6,345,472.40</b>
<b>UNDER STATE ESTIMATE</b>	<b>25.66%</b>

**NH-0026-01(082) / 108176301 Lauderdale**

Mill & Overlay approximately 5 miles of SR 19 beginning approximately 0.5 miles north of North Hills Street to 0.2 miles north of SR 494

1 APAC - Mississippi, Inc. - Richland, MS	\$ 5,452,278.90	Awarded
---	-----------------	---------

<b>STATE ESTIMATE</b>	<b>\$ 4,985,542.60</b>
<b>OVER STATE ESTIMATE</b>	<b>9.36%</b>

**BR-0054-02(025) / 106113302 & 106113303 Copiah & Hinds**

Bridge Replacement on SR 27 over Little White Oak Creek (Bridge No. 93.1)

1 Chris Albritton Construction Company, Inc. - Laurel, MS	\$ 6,871,385.44	Awarded
2 Joe McGee Construction Company, Inc. - Lake, MS	\$ 6,999,628.72	
3 Key, LLC - Madison, MS	\$ 7,553,842.50	

<b>STATE ESTIMATE</b>	<b>\$ 9,159,088.50</b>
<b>UNDER STATE ESTIMATE</b>	<b>24.98%</b>

**HSIP-9999-05(414) / 109326301 District 5**

District

1 J. C. Cheek Contractors, Inc. - Kosciusko, MS	\$ 2,675,656.50	Awarded
---	-----------------	---------

<b>STATE ESTIMATE</b>	<b>\$ 3,472,972.95</b>
<b>UNDER STATE ESTIMATE</b>	<b>22.96%</b>

**MP-3012-26(017) / 308278301 Holmes**

Mill & Overlay approximately 3 miles of SR 12 from Ellington Road to US 51

1 APAC - Mississippi, Inc. - Richland, MS	\$ 1,854,828.20	Awarded
---	-----------------	---------

<b>STATE ESTIMATE</b>	<b>\$ 1,755,003.75</b>
<b>OVER STATE ESTIMATE</b>	<b>5.69%</b>

**MP-3018-11(010) / 308321301 & MP-3018-15(004) / 308321302 Claiborne & Copiah**

Mill & Overlay approximately 7 miles of SR 18 from 0.4 miles west of Lemon Road to 1 mile west of Carpenter Road

1	Dickerson & Bowen, Inc. - Brookhaven, MS	\$	2,114,552.10	Awarded
2	APAC - Mississippi, Inc. - Richland, MS	\$	2,118,045.10	
3	A J Construction, Inc. - Flowood, MS	\$	2,622,298.68	

<b>STATE ESTIMATE</b>	<b>\$</b>	<b>2,634,603.65</b>
<b>UNDER STATE ESTIMATE</b>		<b>19.74%</b>

**May 2, 2023 Emergency Letting**

**BR-2177-00(013) / 107013301 Copiah**

Bridge Replacement on US 51 over Unnamed Stream (Bridge No. 66.8)

1	Cotton Creek Transport, Inc. - Laurel, MS	\$	2,118,889.15	Awarded
2	Joe McGee Construction Company, Inc. - Lake, MS	\$	2,473,901.26	
3	N. L. Carson Construction Company, Inc. - Carthage, MS	\$	2,477,000.67	
4	Key, LLC - Madison, MS	\$	2,503,371.50	
5	Dozer, LLC - Natchez, MS	\$	2,871,809.90	

<b>STATE ESTIMATE</b>	<b>\$</b>	<b>2,199,302.95</b>
<b>UNDER STATE ESTIMATE</b>		<b>3.66%</b>

**May 23, 2023 Letting**

**STBG-0013-01(019) / 109301301 Copiah**

Bridge Repair on SR 28 over Jones Creek (Bridge No. 43.0)

1	Key, LLC - Madison, MS	\$	92,625.00	Awarded
2	Century Construction Group, Inc. - Tupelo, MS	\$	108,375.00	
3	Gibson & Associates, Inc. - Balch Springs, TX	\$	128,750.00	

<b>STATE ESTIMATE</b>	<b>\$</b>	<b>99,375.00</b>
<b>UNDER STATE ESTIMATE</b>		<b>6.79%</b>

**STBG-0074-02(014) / 108852301 Kemper**

Bridge Preservation on SR 39 over Sucarnoochee River & Straight Creek (Bridge Nos. 31.0 & 34.7)

1	Century Construction Group, Inc. - Tupelo, MS	\$	781,456.45	Awarded
2	Joe McGee Construction Company, Inc. - Lake, MS	\$	816,772.50	
3	Key, LLC - Madison, MS	\$	858,838.50	

<b>STATE ESTIMATE</b>	<b>\$</b>	<b>729,498.85</b>
<b>OVER STATE ESTIMATE</b>		<b>7.12%</b>

**SP-0038-01(040) / 109266301 Noxubee**

Mill & Overlay approximately 13 miles of SR 14 from the Winston County Line to west of SR 145

1 APAC - Mississippi, Inc. - Richland, MS	\$ 8,233,990.51	Awarded
2 Falcon Contracting Company, Inc. - Columbus, MS	\$ 10,900,432.70	
3 A J Construction, Inc. - Flowood, MS	\$ 10,914,181.75	

<b>STATE ESTIMATE</b>	<b>\$ 10,673,224.00</b>
<b>UNDER STATE ESTIMATE</b>	<b>22.85%</b>

**MP-3003-82(011) / 308279301 Yazoo**

Mill & Overlay approximately 4 miles of SR 3 from Bridge No. 34.4 to US 49W

1 APAC - Mississippi, Inc. - Richland, MS	\$ 2,198,056.21	Awarded
2 A J Construction, Inc. - Flowood, MS	\$ 2,630,306.42	

<b>STATE ESTIMATE</b>	<b>\$ 2,950,442.50</b>
<b>UNDER STATE ESTIMATE</b>	<b>25.50%</b>

**MP-5016-40(014) / 308361301 Leake**

Mill & Overlay approximately 5 miles of SR 16 from the Madison County Line to west of SR 25

1 Dickerson & Bowen, Inc. - Brookhaven, MS	\$ 2,780,485.90	Awarded
2 A J Construction, Inc. - Flowood, MS	\$ 3,295,635.83	

<b>STATE ESTIMATE</b>	<b>\$ 3,886,671.75</b>
<b>UNDER STATE ESTIMATE</b>	<b>28.46%</b>

**May 30, 2023 Special Letting**

**BR-0042-01(090) / 100573301 Kemper**

Bridge replacements on SR 397 between SR 16 and the Winston County Line (Bridge Nos. 13.4 & 13.9)

1 Cotton Creek Transport, Inc. - Laurel, MS	\$ 8,867,354.45	Awarded
2 Key, LLC - Madison, MS	\$ 10,210,934.20	

<b>STATE ESTIMATE</b>	<b>\$ 8,159,501.48</b>
<b>OVER STATE ESTIMATE</b>	<b>8.68%</b>

**Total Awarded Commission District I** **\$ 139,513,028.35**

**Commission District II**

**June 28, 2022 Letting**

**STBG-0023-01(091) / 108632301 & 108632302 and SP-0023-01(092) / 108897301 & 108897302 Marion, Jefferson Davis, & Covington**

Thin Lift Overlay approximately 9 miles of SR 35 from Goss-Bunker Hill Road to SR 42 & approximately 10 miles of SR 35 from SR 42 to US 84

1 Dunn Roadbuilders, LLC - Laurel, MS	\$ 5,939,582.00	Awarded
2 APAC - Mississippi, Inc. - Richland, MS	\$ 6,111,693.60	

STATE ESTIMATE	\$ 5,527,188.50
OVER STATE ESTIMATE	7.46%

**MP-6145-77(005) / 307492301 & MP-6145-12(005) / 307492302 Wayne & Clarke**

Thin Lift Overlay approximately 4 miles of SR 145 from US 45 to US 45

1 Dunn Roadbuilders, LLC - Laurel, MS	\$2,465,676.00	Awarded
2 Walters Construction Co., Inc. - Laurel, MS	\$2,569,007.55	
3 APAC - Mississippi, Inc. - Richland, MS	\$2,894,095.80	

STATE ESTIMATE	\$2,268,928.60
OVER STATE ESTIMATE	8.67%

**July 27, 2022 Letting**

**NH-0008-02(118) / 1083703010 & NH-0008-02(122) / 1083703011 Simpson**

Mill & Overlay approximately 10 miles of US 49 from Magee to Mendenhall & Intersection Improvements along US 49 from Goodwater Rd. to 1st Ave.

1 APAC - Mississippi, Inc. - Richland, MS	\$17,217,820.25	Awarded
---	-----------------	---------

STATE ESTIMATE	\$15,720,269.85
OVER STATE ESTIMATE	9.53%

**August 23, 2022 Letting**

**NHPP-0003-01(206) / 108684301 Hancock**

Overlay approximately 5 miles of US 90 from Rifle Range Road to Lower Bay Road

1 Huey P Stockstill, LLC - Picayune, MS	\$6,040,553.00	Awarded
2 Warren Paving, Inc. - Hattiesburg, MS	\$6,695,502.79	

STATE ESTIMATE	\$8,273,426.25
UNDER STATE ESTIMATE	26.99%

**STBG-0014-03(079) / 108801301 Greene**

Box Bridge / Culvert & Pipe Repairs along US 98

1 Dozer, LLC - Natchez, MS	\$1,041,412.25	Awarded
2 Hemphill Construction Company, Inc. - Florence, MS	\$1,133,000.00	
3 JLB Contractors, LLC - Long Beach, MS	\$1,166,530.00	
4 Century Construction Group, Inc. - Tupelo, MS	\$1,290,633.00	

STATE ESTIMATE	\$1,002,940.60
OVER STATE ESTIMATE	3.84%

**September 28, 2022**

**STP-0009-01(153) / 107541302 Wilkinson**

Slide Repair on US 61 approximately 0.3 miles north of Junction at Cold Springs Road

1 Midway Construction, Inc. - Roxie, MS	\$1,349,632.45	Awarded
2 G. Rayborn Contracting, LLC - Natchez, MS	\$1,968,996.30	

STATE ESTIMATE	\$2,043,275.45
UNDER STATE ESTIMATE	33.95%

**STBG-0064-00(020) / 101838301 Simpson**

Bridge Replacements on SR 149 between SR 13 & US 49 (Bridge Nos. 128.2, 128.6, 131.7 & 131.4)

1 T. L. Wallace Construction, Inc. - Columbia, MS	\$25,165,116.65	Awarded
2 W. G. Yates & Sons Construction Company - Jackson, MS	\$28,459,610.50	
3 Joe McGee Construction Company, Inc. - Lake, MS	\$28,745,937.65	
4 Key, LLC - Madison, MS	\$28,937,902.60	

STATE ESTIMATE	\$29,127,942.20
UNDER STATE ESTIMATE	13.60%

**BR-0145-00(006) / 102485302 Clarke**

Bridge Replacements on SR 145 (Bridge Nos. 35.0 & 43.8)

1 T. L. Wallace Construction, Inc. - Columbia, MS	\$4,278,744.00	Awarded
2 Joe McGee Construction Company, Inc. - Lake, MS	\$4,591,693.73	
3 Hemphill Construction Company, Inc. - Florence, MS	\$4,862,157.60	

STATE ESTIMATE	\$4,770,020.45
UNDER STATE ESTIMATE	10.30%

**MP-7149-64(005) / 307529301 Simpson**

Overlay approximately 11 miles of SR 149 from Mendenhall to north of Braxton

1 APAC - Mississippi, Inc. - Richland, MS \$4,729,688.95 Awarded

<b>STATE ESTIMATE</b>	<b>\$4,354,602.75</b>
<b>OVER STATE ESTIMATE</b>	<b>8.61%</b>

**October 25, 2022 Letting**

**STP-0066-01(008) / 103060301 Jackson**

Grade, Drain, Bridge & Pave 4-Lane approximately 9 miles of SR 57 from I-10 to Vancleave

1 W. G. Yates & Sons Construction Company - Jackson, MS \$212,626,169.00 Awarded  
 2 Dunn Roadbuilders, LLC - Laurel, MS \$232,675,777.39

<b>STATE ESTIMATE</b>	<b>\$190,007,223.15</b>
<b>OVER STATE ESTIMATE</b>	<b>11.90%</b>

**ER-0003-01(216) / 108757301 Harrison**

Emergency Traffic Signal & ITS Repairs on US 49, SR 605, I-10, SR 67 and I-110

1 Powell Construction Services, Inc. - Gulfport, MS \$3,430,779.00 Awarded  
 2 Lamey Electric, Inc. - Biloxi, MS \$4,126,602.04  
 3 Webster Electric Co., LLC - Collinsville, MS \$4,882,304.75

<b>STATE ESTIMATE</b>	<b>\$5,459,551.50</b>
<b>UNDER STATE ESTIMATE</b>	<b>37.16%</b>

**HSIP-9999-06(392) / 109216301 District 6**

Installation of Pavement Markings on Various Routes throughout the District

1 J. L. McCool Contractors, Inc. - Moss Point, MS \$1,616,886.00 Awarded

<b>STATE ESTIMATE</b>	<b>\$1,732,175.00</b>
<b>UNDER STATE ESTIMATE</b>	<b>6.66%</b>

**STBG-9999-06(378) / 108777306 Jackson**

Bridge Preventive Maintenance on I-10

1 Sunbelt Sealing, Inc. - Jackson, MS \$659,526.97 Awarded

<b>STATE ESTIMATE</b>	<b>\$778,138.25</b>
<b>UNDER STATE ESTIMATE</b>	<b>15.24%</b>

**STBG-9999-07(377) / 108777307 District 7**

Bridge Preventative Maintenance on Various Routes throughout the District

1 Sunbelt Sealing, Inc. - Jackson, MS \$639,713.00 Awarded

<b>STATE ESTIMATE</b>	<b>\$645,805.50</b>
<b>UNDER STATE ESTIMATE</b>	<b>0.94%</b>

**SP-0023-01(095) / 108987301 Covington**

Overlay approximately 10 miles of SR 35 from US 84 to US 49

1 APAC - Mississippi, Inc. - Richland, MS \$3,673,443.15 Awarded

<b>STATE ESTIMATE</b>	<b>\$3,434,476.05</b>
<b>OVER STATE ESTIMATE</b>	<b>6.96%</b>

**October 31, 2022 Special Letting**

**SP-0163-00(008) / 108896301 Amite**

Mill & Overlay approximately 1 mile of SR 24 from the west City Limits of Liberty to just west of Velma Street

1 Dickerson & Bowen, Inc. - Brookhaven, MS \$ 3,552,369.73 Awarded

<b>STATE ESTIMATE</b>	<b>\$ 3,180,313.30</b>
<b>OVER STATE ESTIMATE</b>	<b>11.70%</b>

**November 22, 2022 Letting**

**NHPP-0015-02(130) / 108936301 & MP-6084-34(011) / 307890301 Jones**

Overlay approximately 11 miles of US 84 from the BOSM in Laurel to the Wayne County Line

1	Dunn Roadbuilders, LLC - Laurel, MS	\$ 9,902,889.45	Awarded
2	Warren Paving, Inc. - Hattiesburg, MS	\$ 12,854,034.89	
3	Walters Construction Co., Inc. - Laurel, MS	\$ 13,633,959.19	

<b>STATE ESTIMATE</b>	<b>\$ 14,056,201.50</b>
<b>UNDER STATE ESTIMATE</b>	<b>29.55%</b>

**STBG-0065-02(010) / 108707301 Clarke**

Overlay approximately 5 miles of SR 18 from Jasper County Line to SR 512

1	Dunn Roadbuilders, LLC - Laurel, MS	\$ 2,096,969.00	Awarded
2	Walters Construction Co., Inc. - Laurel, MS	\$ 2,724,108.15	
3	APAC - Mississippi, Inc. - Richland, MS	\$ 3,013,652.86	

<b>STATE ESTIMATE</b>	<b>\$ 2,888,773.50</b>
<b>UNDER STATE ESTIMATE</b>	<b>27.41%</b>

**STBG-0066-02(007) / 108688302 George**

Overlay approximately 11 miles of SR 57 from the Jackson County Line to SR 26

1 Huey P Stockstill, LLC - Picayune, MS	\$ 4,751,969.60	Awarded
2 Warren Paving, Inc. - Hattiesburg, MS	\$ 4,843,048.60	

STATE ESTIMATE	\$ 5,308,047.20
UNDER STATE ESTIMATE	10.48%

**MP-7084-43(006) / 308346301 Lincoln**

Mill & Overlay of the asphalt paved shoulders, local roads, and crossovers of approximately 5 miles along US 84 from US 51 to Monticello Street NE

1 Dickerson & Bowen, Inc. - Brookhaven, MS	\$ 2,955,698.83	Awarded
--	-----------------	---------

STATE ESTIMATE	\$ 3,249,131.10
UNDER STATE ESTIMATE	9.03%

**December 2, 2022 ER Letting**

**NHPP-0014-02(092) / 102445302 Marion**

Emergency Bridge Repair on US 98 Westbound at the Pearl River (Bridge No. 118.5A)

1 Riverside Construction Company, Inc. - Vicksburg, MS	\$ 941,303.69	Awarded
--	---------------	---------

STATE ESTIMATE	\$ 879,325.00
OVER STATE ESTIMATE	7.05%

**STBG-9617-00(003) / 109317301 Pike**

Emergency Bridge Repair at Delaware Avenue over I-55 (Bridge No. 17.2)

1 Key, LLC - Madison, MS	\$ 473,438.00	Awarded
--------------------------	---------------	---------

STATE ESTIMATE	\$ 761,385.00
UNDER STATE ESTIMATE	37.82%

**January 25,2023 Letting**

**STP-2104-00(009) / 108238301 Jackson**

Overlay approximately 5 miles of SR 614 from SR 63 to SR 613

1 Warren Paving, Inc. - Hattiesburg, MS	\$ 2,299,536.95	Awarded
2 Huey P Stockstill, LLC - Picayune, MS	\$ 2,778,646.20	

STATE ESTIMATE	\$ 2,913,298.35
UNDER STATE ESTIMATE	21.07%

**SP-0323-00(012) / 1089833010 and HRRR-0323-00(013) / 1089833011 Simpson**

Overlay approximately 6 miles of SR 540 from US 49 to SR 541 and Placement of Audible Edge Stripe & Adjusting Superelevation

1 APAC - Mississippi, Inc. - Richland, MS	\$ 2,587,409.00	Awarded
---	-----------------	---------

STATE ESTIMATE	<b>\$ 2,361,917.70</b>	
OVER STATE ESTIMATE	<b>9.55%</b>	

**MP-6011-18(011) / 307933301 Forrest**

Mill & Overlay approximately 2 miles of US 11 from McInnis Loop to the EOSM

1 Warren Paving, Inc. - Hattiesburg, MS	\$ 1,991,235.25	Awarded
---	-----------------	---------

2 Walters Construction Co., Inc. - Laurel, MS	\$ 2,004,009.50	
---	-----------------	--

3 Dunn Roadbuilders, LLC - Laurel, MS	\$ 2,169,560.25	
---------------------------------------	-----------------	--

STATE ESTIMATE	<b>\$ 2,344,034.75</b>	
UNDER STATE ESTIMATE	<b>15.05%</b>	

**February 28, 2023 Letting**

**STP-0032-01(036) / 106973301 Pearl River**

Bridge Replacement on SR 43 over Hogpen Branch (Bridge No. 33.0)

1 Chris Albritton Construction Company, Inc. - Laurel, MS	\$ 3,745,357.72	Awarded
---	-----------------	---------

2 Cotton Creek Transport, Inc. - Laurel, MS	\$ 3,931,698.95	
---	-----------------	--

3 Hemphill Construction Company, Inc. - Florence, MS	\$ 4,268,421.65	
--	-----------------	--

4 Joe McGee Construction Company, Inc. - Lake, MS	\$ 4,507,110.66	
---	-----------------	--

5 Key, LLC - Madison, MS	\$ 4,598,160.61	
--------------------------	-----------------	--

STATE ESTIMATE	<b>\$ 4,383,738.45</b>	
UNDER STATE ESTIMATE	<b>14.56%</b>	

**IM-0059-01(127) / 108138301 Pearl River**

Mill & Overlay approximately 15 miles of I-59 from 0.5 north of the Louisiana State Line to McNeill

1 Huey P Stockstill, LLC - Picayune, MS	\$ 37,713,659.25	Awarded
---	------------------	---------

STATE ESTIMATE	<b>\$ 34,561,000.20</b>	
OVER STATE ESTIMATE	<b>9.12%</b>	

**STBG-2171-00(027) / 108685301 Pearl River**

Overlay approximately 10 miles of US 11 from the Poplarville City Limits to the Lamar County Line

1 Warren Paving, Inc. - Hattiesburg, MS	\$ 4,230,801.50	Awarded
---	-----------------	---------

STATE ESTIMATE	<b>\$ 3,874,958.80</b>	
OVER STATE ESTIMATE	<b>9.18%</b>	

**March 28, 2023 Letting**

**SP-1210-00(001) / 109272301 Lawrence**

Overlay approximately 4 miles of SR 43 from CR 43A to SR 184

1 Dickerson & Bowen, Inc. - Brookhaven, MS	\$ 2,936,935.85	Awarded
--	-----------------	---------

STATE ESTIMATE	<b>\$ 2,828,224.55</b>	
OVER STATE ESTIMATE	<b>3.84%</b>	

**April 25, 2023 Letting**

**STP-0009-01(152) / 107541301 Wilkinson**

Slide Repair on US 61 at SR 563

1 Midway Construction, Inc. - Roxie, MS	\$ 2,847,238.00	Awarded
2 Cotton Creek Transport, Inc. - Laurel, MS	\$ 3,531,920.60	
3 Riverside Construction Company, Inc. - Vicksburg, MS	\$ 3,626,049.82	

STATE ESTIMATE	<b>\$ 3,803,387.00</b>	
UNDER STATE ESTIMATE	<b>25.14%</b>	

**STBG-0057-00(019) / 107973301 Pike**

Bridge Replacement on SR 927 (Bridge No. 0.4)

1 G. Rayborn Contracting, LLC - Natchez, MS	\$ 851,641.00	Awarded
2 Dozer, LLC - Natchez, MS	\$ 1,164,561.30	

STATE ESTIMATE	<b>\$ 953,353.75</b>	
UNDER STATE ESTIMATE	<b>10.67%</b>	

**MP-7084-01(012) / 308316301 Adams**

Mill & Overlay approximately 5 miles of US 84 from US 61 to Dunbarton Road

1 APAC - Mississippi, Inc. - Richland, MS	\$ 4,949,740.84	Awarded
---	-----------------	---------

STATE ESTIMATE	<b>\$ 4,510,178.60</b>	
OVER STATE ESTIMATE	<b>9.75%</b>	

**May 2, 2023 Emergency Letting****SP-8760-00(008) / 109146302 Forrest**

Emergency Bridge Repair on US 49 at Country Club Road (Bridge No. 68.1)

1	Gibson & Associates, Inc. - Balch Springs, TX	\$	191,581.00	Awarded
2	Century Construction Group, Inc. - Tupelo, MS	\$	198,138.40	
3	Key, LLC - Madison, MS	\$	288,116.00	
4	Hemphill Construction Company, Inc. - Florence, MS	\$	320,228.00	

<b>STATE ESTIMATE</b>	<b>\$</b>	<b>306,716.00</b>
<b>UNDER STATE ESTIMATE</b>		<b>37.54%</b>

**May 23, 2023 Letting****NH-0015-02(127) / 108368301 & NHPP-0015-02(128) / 108716301 Jefferson Davis**

Overlay approximately 15 miles of US 84 from the Lawrence County Line to the Covington County

1	APAC - Mississippi, Inc. - Richland, MS	\$	12,559,777.60	Awarded
---	---	----	---------------	---------

<b>STATE ESTIMATE</b>	<b>\$</b>	<b>11,563,540.90</b>
<b>OVER STATE ESTIMATE</b>		<b>8.62%</b>

**STP-0336-00(010) / 108277301 Jasper**

Overlay approximately 11 miles of SR 528 from SR 15 to the west end of the Tallahala Creek Bridge

1	Dunn Roadbuilders, LLC - Laurel, MS	\$	5,277,756.00	Awarded
---	-------------------------------------	----	--------------	---------

<b>STATE ESTIMATE</b>	<b>\$</b>	<b>4,857,800.15</b>
<b>OVER STATE ESTIMATE</b>		<b>8.64%</b>

**STP-6094-00(003) / 107951301 Adams**

Slide Repair on SR 555 approximately 0.5 miles north of US 61

1	Midway Construction, Inc. - Roxie, MS	\$	724,795.00	Awarded
2	Dozer, LLC - Natchez, MS	\$	742,675.50	
3	Hope Enterprises, LLC - Natchez, MS	\$	758,508.00	
4	G. Rayborn Contracting, LLC - Natchez, MS	\$	879,095.00	

<b>STATE ESTIMATE</b>	<b>\$</b>	<b>810,898.15</b>
<b>UNDER STATE ESTIMATE</b>		<b>10.62%</b>

**SP-0010-01(183) / 109322301 Hancock**

Bridge Repair on I-10 WB over the Pearl River (Bridge No. 0.0)

1	Key, LLC - Madison, MS	\$	339,949.00	Awarded
---	------------------------	----	------------	---------

<b>STATE ESTIMATE</b>	<b>\$</b>	<b>418,377.00</b>
<b>UNDER STATE ESTIMATE</b>		<b>18.75%</b>

**SP-0014-01(079) / 109273301 & SP-0014-02(094) / 109273302 Pike & Walthall**

Mill & Overlay approximately 7 miles of US 98 from the Bogue Chitto River to Industrial Park Road

1 Dickerson & Bowen, Inc. - Brookhaven, MS \$ 6,072,168.22 Awarded

STATE ESTIMATE	<b>\$ 6,930,955.40</b>
UNDER STATE ESTIMATE	<b>12.39%</b>

**MP-6049-18(025) / 308565301 Forrest**

Mill & Overlay approximately 6 miles of US 49 from Myers Creek to US 11

1 Warren Paving, Inc. - Hattiesburg, MS \$ 10,136,801.60 Awarded

STATE ESTIMATE	<b>\$ 9,262,243.20</b>
OVER STATE ESTIMATE	<b>9.44%</b>

**MP-7149-64(006) / 308317301 Simpson**

Overlay approximately 6 miles of SR 149 from Industrial Park Drive to Athens Road

1 APAC - Mississippi, Inc. - Richland, MS \$ 2,536,493.00 Awarded

2 A J Construction, Inc. - Flowood, MS \$ 3,408,817.47

STATE ESTIMATE	<b>\$ 2,397,311.05</b>
OVER STATE ESTIMATE	<b>5.81%</b>

**June 23, 2023 ER Letting**

**SP-0059-01(132) / 109404301 Forrest**

Emergency Bridge Repair on I-59 Southbound at US 49 (Bridge No. 68.8A)

1 Key, LLC - Madison, MS \$ 419,892.00 Awarded

STATE ESTIMATE	<b>\$ 472,726.50</b>
UNDER STATE ESTIMATE	<b>11.18%</b>

**Total Awarded Commission District II** **\$ 417,962,149.75**

<b>Commission District III</b>
--------------------------------

**June 28, 2022 Letting****NH-0002-05(087) / 107678301 Lowndes**

Mill &amp; Overlay approximately 8.5 miles of US 45 from the BOSM to 0.3 miles north of Gatlin Road

<b>1</b> Falcon Contracting Company, Inc. - Columbus, MS	\$ 7,895,634.25	Awarded
<b>2</b> APAC - Mississippi, Inc. - Richland, MS	\$ 8,798,732.39	

STATE ESTIMATE

\$ 8,188,697.50

UNDER STATE ESTIMATE

3.58%

**STBG-0038-01(037) / 108869301 Winston**

Bridge Preservation on SR 14 over Tallahaga Creek (Bridge No. 129.6)

<b>1</b> Gibson & Associates, Inc. - Balch Springs, TX	\$ 817,320.46	Awarded
<b>2</b> Phillips Contracting Co., Inc. - Columbus, MS	\$ 823,823.00	
<b>3</b> Century Construction Group, Inc. - Tupelo, MS	\$ 848,726.00	
<b>4</b> Talbot Bros Contr Co, Inc & Talbot Bros Grading Co, Inc, AJV - Nesbit, MS	\$ 927,831.00	
<b>5</b> Key, LLC - Madison, MS	\$ 940,129.00	
<b>6</b> Southern Road & Bridge, LLC - Tarpon Springs, FL	\$ 1,972,733.00	

STATE ESTIMATE

\$ 807,671.80

OVER STATE ESTIMATE

1.19%

**SP-9999-09(333) / 109156301 Clay**

Traffic Signal Improvements along US 45A

<b>1</b> Lewis Electric, Inc. - Flowood, MS	\$ 258,160.00	Awarded
<b>2</b> Powell Construction Services, Inc. - Gulfport, MS	\$ 287,155.00	

STATE ESTIMATE

\$ 319,710.00

UNDER STATE ESTIMATE

19.25%

**SP-9999-09(334) / 109156302 Tunica**

Traffic Signal Improvements along US 61 and SR 713

<b>1</b> Powell Construction Services, Inc. - Gulfport, MS	\$ 443,887.50	Awarded
<b>2</b> Webster Electric Co., LLC - Collinsville, MS	\$ 520,477.00	
<b>3</b> Desoto County Electric, Inc. - Horn Lake, MS	\$ 544,354.95	

STATE ESTIMATE

\$ 493,173.50

UNDER STATE ESTIMATE

9.99%

**July 27, 2022 Letting**

**HSIP-0044-01(033) / 109026301 & 109026302 & SP-0044-01(031) / 108648301 Union & Prentiss**

Safety Improvements on approximately 19 miles of SR 30 from SR 15 to the Prentiss County Line, & Mill,  
Overlay & Safety Improvements on approximately 6 miles of SR 30 from the Union County Line to SR 145

1 APAC - Mississippi, Inc. - Richland, MS \$ 4,008,939.20 Awarded

<b>STATE ESTIMATE</b>	<b>\$ 3,730,058.75</b>	
<b>OVER STATE ESTIMATE</b>	<b>7.48%</b>	

**SP-0016-03(029) / 108894301 Chickasaw**

Mill & Overlay approximately 3 miles of SR 8 from SR 15 to the end of the 3-Lane Section at TR Regional

1 APAC - Mississippi, Inc. - Richland, MS \$ 3,297,191.63 Awarded

2 Falcon Contracting Company, Inc. - Columbus, MS \$ 3,788,221.62

<b>STATE ESTIMATE</b>	<b>\$ 3,015,535.62</b>	
<b>OVER STATE ESTIMATE</b>	<b>9.34%</b>	

**SP-0848-00(022) / 108945301 Lafayette**

Overlay approximately 11 miles of SR 334 from University Avenue to 1.04 miles east of County Road 418

1 Lehman-Roberts Company - Memphis, TN \$ 5,651,792.95 Awarded

<b>STATE ESTIMATE</b>	<b>\$ 5,147,889.30</b>	
<b>OVER STATE ESTIMATE</b>	<b>9.79%</b>	

**MP-1004-17(005) / 307872301 Tishomingo**

Mill & Overlay approximately 10 miles of SR 4 from the Prentiss County Line to SR 25

1 WG Construction Company, Inc. - Ripley, MS \$ 2,871,908.25 Awarded

2 APAC - Mississippi, Inc. - Richland, MS \$ 2,986,399.25

<b>STATE ESTIMATE</b>	<b>\$ 2,859,906.40</b>	
<b>OVER STATE ESTIMATE</b>	<b>0.42%</b>	

**MP-1395-80(006) / 306965301, MP-1393-80(002) / 306965302 & MP-1490-80(004) / 30696530 Winston**

Level & Seal approximately 11 miles of SR 395 from the Neshoba County Line to SR 15, approximately  
4.6 miles of SR 393 from the Neshoba County Line to SR 490 & approximately 18.2 miles of SR 490  
from SR 15 to the EOSM

1 J. J. Ferguson Sand & Gravel, Inc. - Greenwood, MS \$ 4,196,242.00 Awarded

<b>STATE ESTIMATE</b>	<b>\$ 3,675,705.50</b>	
<b>OVER STATE ESTIMATE</b>	<b>14.16%</b>	

**SP-9483-00(002) / 108197301 Lee**

Mill &amp; Overlay approximately 3 miles of SR 178 from Belden to the beginning of the Concrete Section

1 APAC - Mississippi, Inc. - Richland, MS	\$ 4,216,340.02	Awarded
---	-----------------	---------

STATE ESTIMATE

\$ 3,974,897.50

OVER STATE ESTIMATE

6.07%

**August 19, 2022 Emergency Letting****MRP-2082-49(015) / 308207301 Montgomery**

Bridge Repair on US 82 Eastbound over US 51 (Bridge No. 90.5B)

1 Century Construction Group, Inc. - Tupelo, MS	\$ 76,381.50	Awarded
2 Key, LLC - Madison, MS	\$ 124,795.00	
3 Gibson & Associates, Inc. - Balch Springs, TX	\$ 136,625.00	
4 Talbot Bros Contr Co, Inc & Talbot Bros Grading Co, Inc, AJV - Nesbit, MS	\$ 145,156.00	
5 Phillips Contracting Co., Inc. - Columbus, MS	\$ 255,251.00	

STATE ESTIMATE

\$ 77,168.50

UNDER STATE ESTIMATE

1.02%

**August 23, 2022 Letting****MP-2005-05(004) / 307511301 & MP-2370-05(001) / 307511302 Benton**

Mill &amp; Overlay approximately 15 miles of SR 5 from 1.4 miles south of Massengill Rd to 0.1 miles north of the old MDOT Maintenance Shop and approximately 1.3 miles of SR 370 from SR 5 to the east Ashland City Limits

1 WG Construction Company, Inc. - Ripley, MS	\$ 8,765,777.25	Awarded
2 APAC - Mississippi, Inc. - Richland, MS	\$ 8,953,830.06	

STATE ESTIMATE

\$ 8,282,987.15

OVER STATE ESTIMATE

5.83%

**September 27, 2022 ER Letting****STBG-0044-01(034) / 109173301 Prentiss**

Emergency Bridge Repair on SR 30 over US 45 (Bridge No. 58.2)

1 Talbot Bros Contr Co, Inc & Talbot Bros Grading Co, Inc, AJV - Nesbit, MS	\$ 559,994.00	Awarded
2 M & N Excavators, Inc. - Oxford, MS	\$ 598,200.36	
3 Century Construction Group, Inc. - Tupelo, MS	\$ 636,196.00	
4 Phillips Contracting Co., Inc. - Columbus, MS	\$ 786,870.00	

STATE ESTIMATE

\$ 712,272.80

UNDER STATE ESTIMATE

21.38%

**September 28, 2022 Letting****IM-0055-03(096) / 108589301 Carroll**

Mill &amp; Overlay approximately 6 miles of I-55 from 0.5 miles south of SR 35 to the Montgomery County Line

1 Lehman-Roberts Company - Memphis, TN	\$ 14,406,594.75	Awarded
--	------------------	---------

STATE ESTIMATE

\$ 14,624,766.90

UNDER STATE ESTIMATE

1.49%

**STBG-0733-00(012) / 108866301 Webster**

Bridge Repair on SR 403 over the Big Black River (Bridge No. 2.7)

1 Century Construction Group, Inc. - Tupelo, MS	\$ 373,767.00	Awarded
---	---------------	---------

2 Phillips Contracting Co., Inc. - Columbus, MS	\$ 387,575.50	
---	---------------	--

3 Gibson & Associates, Inc. - Balch Springs, TX	\$ 421,024.90	
---	---------------	--

4 Key, LLC - Madison, MS	\$ 594,814.00	
--------------------------	---------------	--

STATE ESTIMATE

\$ 375,603.00

UNDER STATE ESTIMATE

0.49%

**SP-0011-02(092) / 108224301 Webster**

Mill &amp; Overlay approximately 7 miles of US 82 from the Montgomery County Line to west of SR 182

1 Lehman-Roberts Company - Memphis, TN	\$ 7,596,913.00	Awarded
--	-----------------	---------

STATE ESTIMATE

\$ 7,111,020.00

OVER STATE ESTIMATE

6.83%

**SP-0016-02(043) / 108948301 Grenada**

Mill &amp; Overlay approximately 5 miles of SR 8 beginning at SR 7 in the Town of Holcomb to the beginning of the 5-Lane section in the City of Grenada

1 Lehman-Roberts Company - Memphis, TN	\$ 3,932,240.85	Awarded
--	-----------------	---------

STATE ESTIMATE

\$ 3,708,051.55

OVER STATE ESTIMATE

6.05%

**October 25, 2022 Letting****HSIP-0019-02(066) / 102168305 Lafayette**

Installation of Roadway Lighting at SR 7 and SR 9W

1 Desoto County Electric, Inc. - Horn Lake, MS	\$ 89,580.00	Awarded
--	--------------	---------

2 Webster Electric Co., LLC - Collinsville, MS	\$ 99,718.00	
--	--------------	--

STATE ESTIMATE

\$ 101,086.00

UNDER STATE ESTIMATE

11.38%

**HSIP-0021-01(068) / 108641301 Desoto**

Intersection Improvements on SR 302 at Braybourne Main

1	Century Construction Group, Inc. - Tupelo, MS	\$ 4,602,387.90	Awarded
2	Phillips Contracting Co., Inc. - Columbus, MS	\$ 4,718,447.40	
3	J. M. Duncan, Inc. - Ripley, MS (IRREGULAR)	\$ 4,754,591.15	
4	Ste-Bil Grading Inc. - Waterford, MS	\$ 5,223,947.50	

<b>STATE ESTIMATE</b>	<b>\$ 5,180,467.09</b>
<b>UNDER STATE ESTIMATE</b>	<b>11.16%</b>

**STBG-2712-00(003) / 106101301 Leflore**

Bridge Replacements on SR 442 (Bridge Nos. 22.1, 22.5, 24.4, 25.3 & 27.7)

1	Talbot Bros Contr Co, Inc & Talbot Bros Grading Co, Inc, AJV - Nesbit, MS	\$ 12,457,376.24	Awarded
2	Manhattan Road & Bridge Company - Tulsa, OK	\$ 14,161,845.80	
3	Century Construction Group, Inc. - Tupelo, MS	\$ 17,625,239.90	
4	Dozer, LLC - Natchez, MS	\$ 18,819,890.38	
5	N. L. Carson Construction Company, Inc. - Carthage, MS	\$ 19,171,202.22	

<b>STATE ESTIMATE</b>	<b>\$ 15,000,885.05</b>
<b>UNDER STATE ESTIMATE</b>	<b>16.96%</b>

**HSIP-9999-02(391) / 108900301 District 2**

Intersection Improvements on various routes throughout the District

1	Riverside Traffic Systems, Inc. - New Albany, MS	\$ 6,926,065.50	Awarded
---	--	-----------------	---------

<b>STATE ESTIMATE</b>	<b>\$ 6,261,329.65</b>
<b>OVER STATE ESTIMATE</b>	<b>10.62%</b>

**November 22, 2022 Letting**

**IM-0055-04(111) / 108140301 Panola**

Mill & Overlay approximately 13 miles of I-55 from 1.8 miles north of SR 35 to the Tate County  
Line and Mill & Overlay SR 310 & SR 315 through the No-Access Limits

1	Lehman-Roberts Company - Memphis, TN	\$ 28,381,848.05	Awarded
---	--------------------------------------	------------------	---------

<b>STATE ESTIMATE</b>	<b>\$ 26,372,042.25</b>
<b>OVER STATE ESTIMATE</b>	<b>7.62%</b>

**SP-0060-03(025) / 108962301 & 108962302 Marshall & Benton**

Overlay approximately 14 miles of SR 4 from the Holly Springs Bypass to SR 5

1 Double T Construction, LLC - Holly Springs, MS	\$ 9,791,114.25	Awarded
2 Lehman-Roberts Company - Memphis, TN	\$ 10,592,455.30	

<b>STATE ESTIMATE</b>	<b>\$ 9,365,119.25</b>
<b>OVER STATE ESTIMATE</b>	<b>4.55%</b>

**SP-0925-00(012) / 108931301 Union**

Overlay approximately 5 miles of SR 9 from SR 178 to SR 348

1 APAC - Mississippi, Inc. - Richland, MS	\$ 4,133,003.60	Awarded
2 WG Construction Company, Inc. - Ripley, MS	\$ 4,201,548.00	

<b>STATE ESTIMATE</b>	<b>\$ 3,953,644.00</b>
<b>OVER STATE ESTIMATE</b>	<b>4.54%</b>

**MP-1032-09(008) / 307465301 Chickasaw**

Mill & Overlay approximately 9 miles of SR 32 from the Calhoun County Line to SR 15

1 APAC - Mississippi, Inc. - Richland, MS	\$ 4,806,380.62	Awarded
2 Falcon Contracting Company, Inc. - Columbus, MS	\$ 5,305,218.60	

<b>STATE ESTIMATE</b>	<b>\$ 4,422,111.75</b>
<b>OVER STATE ESTIMATE</b>	<b>8.69%</b>

**MP-2014-04(008) / 307902301 Attala**

Scrub Seal & Overlay approximately 6 miles of SR 14 from SR 35 to 0.75 miles west of SR 19

1 Dickerson & Bowen, Inc. - Brookhaven, MS	\$ 2,583,364.90	Awarded
2 APAC - Mississippi, Inc. - Richland, MS	\$ 3,196,148.91	
3 Lehman-Roberts Company - Memphis, TN	\$ 3,718,280.00	

<b>STATE ESTIMATE</b>	<b>\$ 2,976,801.30</b>
<b>UNDER STATE ESTIMATE</b>	<b>13.22%</b>

**MP-2309-47(008) / 307901301 Marshall**

Mill & Overlay approximately 9 miles of SR 309 from the end of the 4-Lane section north of I-22 to the Tennessee State Line

1 Standard Construction Company, Inc. - Cordova, TN	\$ 4,840,329.40	Awarded
2 Lehman-Roberts Company - Memphis, TN	\$ 4,940,196.00	

<b>STATE ESTIMATE</b>	<b>\$ 4,538,467.85</b>
<b>OVER STATE ESTIMATE</b>	<b>6.65%</b>

**January 25,2023 Letting**

**NHPP-0040-02(038) / 107781302 Itawamba**

Interchange Improvements of SR 25 / I-22 from the beginning of the 4-Lane Section south of  
Fulton to just north of Country Club Road

1	Cook & Son, LLC - Smithville, MS	\$	6,543,529.80	Awarded
2	Century Construction Group, Inc. - Tupelo, MS	\$	7,539,348.43	
3	Phillips Contracting Co., Inc. - Columbus, MS	\$	8,653,764.35	

<b>STATE ESTIMATE</b>	<b>\$ 7,453,929.30</b>
<b>UNDER STATE ESTIMATE</b>	<b>12.21%</b>

**BR-0044-01(030) / 107742301 Union**

Bridge Replacement on SR 30 & CR 29 (Bridge No. 17.7)

1	Xcavators, Inc. - Falkner, MS	\$	595,251.45	Awarded
2	Talbot Bros Contr Co, Inc & Talbot Bros Grading Co, Inc, AJV - Nesbit, MS	\$	595,270.43	
3	Ste-Bil Grading Inc. - Waterford, MS	\$	626,505.50	
4	J. M. Duncan, Inc. - Ripley, MS	\$	734,950.50	
5	Bluff City Construction Co LLC - Memphis, TN	\$	813,861.80	
6	Phillips Contracting Co., Inc. - Columbus, MS	\$	1,182,558.10	

<b>STATE ESTIMATE</b>	<b>\$ 1,556,842.55</b>
<b>UNDER STATE ESTIMATE</b>	<b>61.77%</b>

**NH-0079-02(018) / 108222301 & 108222302 Chickasaw & Monroe**

Mill & Overlay approximately 9 miles of US 45A from south of SR 8 to the Monroe County Line

1	Falcon Contracting Company, Inc. - Columbus, MS	\$	17,484,263.50	Awarded
2	APAC - Mississippi, Inc. - Richland, MS	\$	18,360,744.81	

<b>STATE ESTIMATE</b>	<b>\$ 16,409,363.15</b>
<b>OVER STATE ESTIMATE</b>	<b>6.55%</b>

**NH-2901-00(038) / 108270301 Grenada**

Mill & Overlay approximately 6 miles of US 51 from Geeslin Corner to the Yalobusha County Line

1	Lehman-Roberts Company - Memphis, TN	\$	4,151,639.50	Awarded
---	--------------------------------------	----	--------------	---------

<b>STATE ESTIMATE</b>	<b>\$ 3,852,532.50</b>
<b>OVER STATE ESTIMATE</b>	<b>7.76%</b>

**SP-0060-03(025) / 108962301 & 108962302 Marshall & Benton**

Overlay approximately 14 miles of SR 4 from the Holly Springs Bypass to SR 5

1 Double T Construction, LLC - Holly Springs, MS	\$ 9,791,114.25	Awarded
2 Lehman-Roberts Company - Memphis, TN	\$ 10,592,455.30	

<b>STATE ESTIMATE</b>	<b>\$ 9,365,119.25</b>
<b>OVER STATE ESTIMATE</b>	<b>4.55%</b>

**SP-0925-00(012) / 108931301 Union**

Overlay approximately 5 miles of SR 9 from SR 178 to SR 348

1 APAC - Mississippi, Inc. - Richland, MS	\$ 4,133,003.60	Awarded
2 WG Construction Company, Inc. - Ripley, MS	\$ 4,201,548.00	

<b>STATE ESTIMATE</b>	<b>\$ 3,953,644.00</b>
<b>OVER STATE ESTIMATE</b>	<b>4.54%</b>

**MP-1032-09(008) / 307465301 Chickasaw**

Mill & Overlay approximately 9 miles of SR 32 from the Calhoun County Line to SR 15

1 APAC - Mississippi, Inc. - Richland, MS	\$ 4,806,380.62	Awarded
2 Falcon Contracting Company, Inc. - Columbus, MS	\$ 5,305,218.60	

<b>STATE ESTIMATE</b>	<b>\$ 4,422,111.75</b>
<b>OVER STATE ESTIMATE</b>	<b>8.69%</b>

**MP-2014-04(008) / 307902301 Attala**

Scrub Seal & Overlay approximately 6 miles of SR 14 from SR 35 to 0.75 miles west of SR 19

1 Dickerson & Bowen, Inc. - Brookhaven, MS	\$ 2,583,364.90	Awarded
2 APAC - Mississippi, Inc. - Richland, MS	\$ 3,196,148.91	
3 Lehman-Roberts Company - Memphis, TN	\$ 3,718,280.00	

<b>STATE ESTIMATE</b>	<b>\$ 2,976,801.30</b>
<b>UNDER STATE ESTIMATE</b>	<b>13.22%</b>

**MP-2309-47(008) / 307901301 Marshall**

Mill & Overlay approximately 9 miles of SR 309 from the end of the 4-Lane section north of I-22 to the Tennessee State Line

1 Standard Construction Company, Inc. - Cordova, TN	\$ 4,840,329.40	Awarded
2 Lehman-Roberts Company - Memphis, TN	\$ 4,940,196.00	

<b>STATE ESTIMATE</b>	<b>\$ 4,538,467.85</b>
<b>OVER STATE ESTIMATE</b>	<b>6.65%</b>

**January 25,2023 Letting**

**NHPP-0040-02(038) / 107781302 Itawamba**

Interchange Improvements of SR 25 / I-22 from the beginning of the 4-Lane Section south of  
Fulton to just north of Country Club Road

1	Cook & Son, LLC - Smithville, MS	\$	6,543,529.80	Awarded
2	Century Construction Group, Inc. - Tupelo, MS	\$	7,539,348.43	
3	Phillips Contracting Co., Inc. - Columbus, MS	\$	8,653,764.35	

<b>STATE ESTIMATE</b>	<b>\$ 7,453,929.30</b>
<b>UNDER STATE ESTIMATE</b>	<b>12.21%</b>

**BR-0044-01(030) / 107742301 Union**

Bridge Replacement on SR 30 & CR 29 (Bridge No. 17.7)

1	Xcavators, Inc. - Falkner, MS	\$	595,251.45	Awarded
2	Talbot Bros Contr Co, Inc & Talbot Bros Grading Co, Inc, AJV - Nesbit, MS	\$	595,270.43	
3	Ste-Bil Grading Inc. - Waterford, MS	\$	626,505.50	
4	J. M. Duncan, Inc. - Ripley, MS	\$	734,950.50	
5	Bluff City Construction Co LLC - Memphis, TN	\$	813,861.80	
6	Phillips Contracting Co., Inc. - Columbus, MS	\$	1,182,558.10	

<b>STATE ESTIMATE</b>	<b>\$ 1,556,842.55</b>
<b>UNDER STATE ESTIMATE</b>	<b>61.77%</b>

**NH-0079-02(018) / 108222301 & 108222302 Chickasaw & Monroe**

Mill & Overlay approximately 9 miles of US 45A from south of SR 8 to the Monroe County Line

1	Falcon Contracting Company, Inc. - Columbus, MS	\$	17,484,263.50	Awarded
2	APAC - Mississippi, Inc. - Richland, MS	\$	18,360,744.81	

<b>STATE ESTIMATE</b>	<b>\$ 16,409,363.15</b>
<b>OVER STATE ESTIMATE</b>	<b>6.55%</b>

**NH-2901-00(038) / 108270301 Grenada**

Mill & Overlay approximately 6 miles of US 51 from Geeslin Corner to the Yalobusha County Line

1	Lehman-Roberts Company - Memphis, TN	\$	4,151,639.50	Awarded
---	--------------------------------------	----	--------------	---------

<b>STATE ESTIMATE</b>	<b>\$ 3,852,532.50</b>
<b>OVER STATE ESTIMATE</b>	<b>7.76%</b>

**STBG-9999-01(394) / 108777301 Alcorn**

Bridge Preventive Maintenance on US 72 over Hatchie Creek (Bridge Nos. 48.2A & 48.2B)

1	Olympus Painting Contractors, Inc. - Tarpon Springs, FL	\$	254,559.20	Awarded
2	Century Construction Group, Inc. - Tupelo, MS	\$	271,135.80	
3	Key, LLC - Madison, MS	\$	287,302.40	
4	Gibson & Associates, Inc. - Balch Springs, TX	\$	323,526.00	
5	Talbot Bros Contr Co, Inc & Talbot Bros Grading Co, Inc, AJV - Nesbit, MS	\$	395,958.00	

<b>STATE ESTIMATE</b>	<b>\$ 517,100.00</b>
<b>UNDER STATE ESTIMATE</b>	<b>50.77%</b>

**February 28, 2023 Letting**

**HSIP-0007-01(096) / 108776301 Benton**

Construction of a Roundabout on US 72 at SR 7

1	Xcavators, Inc. - Falkner, MS	\$	7,847,658.04	Awarded
2	Talbot Bros Contr Co, Inc & Talbot Bros Grading Co, Inc, AJV - Nesbit, MS	\$	8,590,165.75	
3	Century Construction Group, Inc. - Tupelo, MS	\$	8,591,491.67	
4	Phillips Contracting Co., Inc. - Columbus, MS	\$	8,596,851.84	
5	Ste-Bil Grading Inc. - Waterford, MS	\$	9,712,223.40	

<b>STATE ESTIMATE</b>	<b>\$ 6,953,473.45</b>
<b>OVER STATE ESTIMATE</b>	<b>12.86%</b>

**BR-0023-02(053) / 106105301 Attala**

Bridge Replacement on SR 35 (Bridge No. 163.7)

1	Joe McGee Construction Company, Inc. - Lake, MS	\$	6,504,971.88	Awarded
2	Talbot Bros Contr Co, Inc & Talbot Bros Grading Co, Inc, AJV - Nesbit, MS	\$	6,898,640.23	
3	Ste-Bil Grading Inc. - Waterford, MS	\$	6,964,656.16	
4	Key, LLC - Madison, MS	\$	7,574,561.10	
5	N. L. Carson Construction Company, Inc. - Carthage, MS	\$	8,785,989.08	

<b>STATE ESTIMATE</b>	<b>\$ 7,814,183.10</b>
<b>UNDER STATE ESTIMATE</b>	<b>16.75%</b>

**March 28, 2023 Letting**

**STBG-0040-03(022) / 108867301 Tishomingo**

Bridge Repairs on SR 25 over the Tenn-Tom Waterway (Bridge No. 215.4)

1 Talbot Brothers Contracting Co, Inc.	\$ 2,615,070.70	Awarded
2 Key, LLC - Madison, MS	\$ 2,674,321.00	
3 Gibson & Associates, Inc. - Balch Springs, TX	\$ 3,753,913.00	
4 Century Construction Group, Inc. - Tupelo, MS	\$ 3,849,068.57	
5 Olympus Painting Contractors, Inc. - Tarpon Springs, FL	\$ 4,168,258.50	

<b>STATE ESTIMATE</b>	<b>\$ 3,822,537.00</b>
<b>UNDER STATE ESTIMATE</b>	<b>31.59%</b>

**STP-2906-00(005) / 106088301 Union**

Bridge Replacement on SR 178 over East Branch Lockes Creek (Bridge No. 55.3)

1 Talbot Brothers Contracting Co, Inc.	\$ 2,981,917.04	Awarded
2 Ste-Bil Grading Inc. - Waterford, MS	\$ 3,012,872.70	
3 M & N Excavators, Inc. - Oxford, MS	\$ 3,861,568.55	
4 Joe McGee Construction Company, Inc. - Lake, MS	\$ 4,580,237.75	

<b>STATE ESTIMATE</b>	<b>\$ 5,565,593.25</b>
<b>UNDER STATE ESTIMATE</b>	<b>46.42%</b>

**April 25, 2023 Letting**

**HSIP-0030-01(012) / 108638301 Desoto**

Construction of a Roundabout on SR 301 at Star Landing Road

1 Talbot Brothers Contracting Co., Inc. - Nesbit, MS	\$ 2,049,531.52	Awarded
2 Ste-Bil Grading Inc. - Waterford, MS	\$ 2,068,450.06	
3 J. M. Duncan, Inc. - Ripley, MS	\$ 2,399,910.25	
4 Xcavators, Inc. - Falkner, MS	\$ 2,598,386.15	
5 Bluff City Construction Co LLC - Memphis, TN	\$ 2,676,738.35	

<b>STATE ESTIMATE</b>	<b>\$ 3,405,266.85</b>
<b>UNDER STATE ESTIMATE</b>	<b>39.81%</b>

**MP-1009-79(005) / 307873301 Webster**

Mill & Overlay approximately 15 miles of SR 9 from East Figgat Avenue to the Calhoun County Line

1 APAC - Mississippi, Inc. - Richland, MS	\$ 5,867,914.25	Awarded
2 Lehman-Roberts Company - Memphis, TN	\$ 6,568,902.50	
3 Falcon Contracting Company, Inc. - Columbus, MS	\$ 7,019,661.25	

<b>STATE ESTIMATE</b>	<b>\$ 5,119,217.25</b>
<b>OVER STATE ESTIMATE</b>	<b>14.63%</b>

**May 2, 2023 ER Letting**

**STP-0722-00(010) / 102406302 Choctaw**

Bridge Replacement on SR 415 over Bowie Branch between SR 9 and the Natchez Trace Parkway  
(Bridge No. 6.4)

1 Cotton Creek Transport, Inc. - Laurel, MS	\$ 2,852,942.30	Awarded
2 Ste-Bil Grading Inc. - Waterford, MS	\$ 3,196,017.50	
3 Key, LLC - Madison, MS	\$ 3,687,666.35	

<b>STATE ESTIMATE</b>	<b>\$ 3,086,781.65</b>
<b>UNDER STATE ESTIMATE</b>	<b>7.58%</b>

**STBG-9999-02(380) / 108777302 Panola**

Bridge Preventative Maintenance along I-55 (Bridge Nos. 238.6A, 238.6B, 240.2A, 240.2B, 241.1A, 241.1B, 243.3A, 243.3B, 246.2A, & 246.2B)

1 Century Construction Group, Inc. - Tupelo, MS	\$ 618,260.00	Awarded
2 Talbot Brothers Contracting Co., Inc. - Nesbit, MS	\$ 785,592.00	
3 Key, LLC - Madison, MS	\$ 951,010.00	
4 Gibson & Associates, Inc. - Balch Springs, TX	\$ 1,142,000.00	

<b>STATE ESTIMATE</b>	<b>\$ 831,200.00</b>
<b>UNDER STATE ESTIMATE</b>	<b>25.62%</b>

**May 23, 2023 Letting**

**BR-0730-00(003) / 106976301 Webster**

Bridge Replacements on SR 182 at White Creek Canal (Bridge No. 122.1) & Little Black Creek  
(Bridge No. 122.4)

1 Ste-Bil Grading Inc. - Waterford, MS	\$ 4,695,105.60	Awarded
2 Century Construction Group, Inc. - Tupelo, MS	\$ 5,786,471.00	
3 Key, LLC - Madison, MS	\$ 5,909,880.60	
4 Cotton Creek Transport, Inc. - Laurel, MS	\$ 6,221,515.15	

<b>STATE ESTIMATE</b>	<b>\$ 4,813,849.00</b>
<b>UNDER STATE ESTIMATE</b>	<b>2.47%</b>

**STBG-0862-00(021) / 108851301 Itawamba**

Bridge Preservation on SR 363 over Mantachie Creek (Bridge No. 11.4)

1	Hope Enterprises, LLC - Natchez, MS	\$	216,062.00	Awarded
2	Key, LLC - Madison, MS	\$	233,111.00	
3	Century Construction Group, Inc. - Tupelo, MS	\$	258,580.00	
4	Ste-Bil Grading Inc. - Waterford, MS	\$	275,671.00	
5	Joe McGee Construction Company, Inc. - Lake, MS	\$	341,436.00	

<b>STATE ESTIMATE</b>	<b>\$ 275,180.80</b>
<b>UNDER STATE ESTIMATE</b>	<b>21.48%</b>

**BR-9999-01(364) / 107850301 Pontotoc**

Bridge Replacement on SR 772 between CR 123 and SR 15 (Bridge No. 271.8)

1	Ste-Bil Grading Inc. - Waterford, MS	\$	882,587.25	Awarded
---	--------------------------------------	----	------------	---------

<b>STATE ESTIMATE</b>	<b>\$ 1,217,575.20</b>
<b>UNDER STATE ESTIMATE</b>	<b>27.51%</b>

**SP-0962-00(005) / 108921301 & SP-0864-00(005) / 108921302 Tishomingo**

Mill & Overlay approximately 4 miles of SR 366 from SR 25 to the Alabama State Line and approximately 2 miles of SR 760 from SR 25 to SR 366

1	APAC - Mississippi, Inc. - Richland, MS	\$	2,438,661.32	Awarded
2	WG Construction Company, Inc. - Ripley, MS	\$	2,665,809.00	

<b>STATE ESTIMATE</b>	<b>\$ 2,286,587.05</b>
<b>OVER STATE ESTIMATE</b>	<b>6.65%</b>

**SP-2791-00(009) / 108265301 & SP-2791-00(010) / 108266301 Yalobusha & Calhoun**

Full Depth Reclamation & DBST approximately 21 miles of SR 32 from Old Highway 7 to SR 330

1	Road Worx, Inc. - Knoxville, TN	\$	8,760,756.75	Awarded
2	Phillips Contracting Co., Inc. - Columbus, MS	\$	8,885,515.75	

<b>STATE ESTIMATE</b>	<b>\$ 8,896,160.00</b>
<b>UNDER STATE ESTIMATE</b>	<b>1.52%</b>

**Total Awarded Commission District III** **\$ 225,341,217.17**

<b>Statewide Projects</b>
---------------------------

**October 25, 2022 Letting****STBG-9999-09(337) / 109189301 Statewide**

Installation of Traffic Signs on Various Routes throughout the State

1 Superior Traffic Control, LLC - Christiana, TN	\$	775,587.88	Awarded
2 Atwood Fence Company, Inc. - Kosciusko, MS	\$	1,247,268.00	

STATE ESTIMATE

\$ 1,113,211.00

UNDER STATE ESTIMATE

30.33%

<b>Total Awarded Statewide Projects</b>	<b>\$</b>	<b>775,587.88</b>	
---	-----------	-------------------	--

<b>FY 2023 TOTALS</b>
-----------------------

Total Commission District 1 \$ 139,513,028.35

Total Commission District 2 \$ 417,962,149.75

Total Commission District 3 \$ 225,341,217.17

Total All Commission Districts \$ 782,816,395.27

Total Statewide Projects \$ 775,587.88

Grand Total All Commission Districts &amp; Statewide Projects \$ 783,591,983.15





*The Driving Force of a Strong Economy*